



OFFICIAL RULES PACKET



LVO 2020 CHAMPIONSHIPS OFFICIAL RULES

THE KILL TEAMS

Before the event, each player must create a Command Roster consisting of **3 and 20 models**. The rules for Command Rosters and Battle-Forged Kill-Teams are found on page 62 of the *Kill Team Core Manual*. Each player must bring a copy of their Command Roster **for each round of the tournament**. [8-rounds = 8 copies (+1 more for safety)].

Commanders will **not** be used in this tournament.

The Kill-Teams, and their respective Tactics, from Kill Team Rogue Trader, Kill Team: Elites, Blackstone Fortress, White-Dwarf Magazine, and the Kill Team Annual 2019 will be allowed (excluding Commanders). All Tactics can be used, however if their cost/abilities have changed, you **must** use the most recent iteration of the Tactic/Cost.

All Erratas and the Designer's Commentary will be used in this event. In addition to official FAQs, the FAQ found on www.KillTeamStream.com/FAQ will be in effect.

The cut-off for official releases that will be allowed at the tournament is January 17th, 2021.

PRE-GAME SEQUENCE (5-minute time limit)

After the mission number has been determined each player will follow this sequence:

1. Share a copy of your Command Roster simultaneously with your opponent.
2. Choose 3 Secondary Objectives (from the list on Pages 2-4) and record them on the SCORE SHEET below the mission.
3. Highlight the models you will use for this game on one of the copies of your Command Roster. Up to 125-points, and Battle-Forged format. Hi-lighters will be provided by the Tournament Organizers, or players can use their own. Once both players have highlighted their teams they simultaneously share it with their opponent. (If the time-limit is reached before either player has finished hi-lighting their team, please alert a tournament Judge).
4. The players reveal their chosen Secondary Objectives to their opponents.
5. The players will then proceed to Deployment.

DEPLOYMENT

The players roll off, and the winner of the roll-off chooses which deployment zone will be their own. The other deployment zone will be their opponent's. The players then take it, in turns, to deploy one model from their kill team, starting with the player who lost the roll-off. Models must be set up wholly within their own deployment zone. If a player runs out of models to set up, skip them. Once the players have set up their models, deployment ends and the first battle round begins.

PRIMARY OBJECTIVES

Primary Objectives:

At the end of the Battle Round, a player scores 1 Victory Point for each of the following:

Control one or more objective markers.	1 VP
Control more objective markers than their opponent.	1 VP
One or more enemy models taken out of action this battle round.	1 VP
More enemy models taken out of action than friendly models this battle round.	1 VP

A player cannot score more than 9 Victory Points from the Primary Objectives in a mission.

OBJECTIVE MARKERS

Objective markers are not considered infinitely tall lines, and can only be scored if you are 2" from the center of the objective (including vertical distance). Objective markers are always placed on the ground level, and measurements to and from Objective Markers are never blocked by the Impassable Containers.

GAME LENGTH, TIES, and CONCESSIONS

Each round of the tournament lasts 1-hour 30-minutes. Each game lasts 4 Battle Rounds.

At the end of the game, the player with the most victory points is the winner. If there is a tie, whichever player has scored the full 4 points on more primary objectives is the winner. If there is still a tie, the player who controls the most objective markers at the end of the battle is the winner. If there is still a tie, whichever player has scored the full 3 points on more secondary objectives is the winner. If there is still a tie, the player with the most specialists on the battlefield at the end of the battle is the winner. If there is still a tie, the players roll-off to determine a winner. If a player wins by one of the tie-breaker methods above, they are awarded 1 extra Victory Point.

If one player chooses to concede before the game has come to a natural conclusion, they automatically score 0 Victory Points and their opponent is marked as the victor. At the time of concession, the victor keeps their current score and earns 5 additional Victory Points per remaining Battle Round (to a maximum of 18 total Victory Points).

SCOUTING PHASE

Do not resolve the Scouting Phase in any mission.

SECONDARY OBJECTIVES

SECONDARY and BONUS OBJECTIVES

A player can score a maximum of 3 Victory Points for each Secondary or Bonus Objective (unless stated otherwise). Bonus Objectives are described on the mission page and are available to either player to score in addition to their chosen Secondary Objectives.

The maximum score a player can score in a game is 21 Victory Points (Primary + Secondary + Bonus).

The Secondary Objective "Old School" can put you over the normal limit of 9 VP from Secondary Objectives to 10 VP if you are able to score all 4 possible VP from it, as well as max out your other two Secondary Objectives, but it cannot put you over 21 Victory Points total for the game.

Secondaries marked with a ♦ can score more than 1 VP in a single Battle Round. (Not including Secondaries that can score multiple VP at the end of the game.)

REVEALED SECONDARIES

Unlike other tournaments, Secondary Objectives for this packet have been balanced around being revealed at the beginning of the game. This should be done before players roll for Deployment. If players forget to reveal their Secondary Objectives to their opponent at the appropriate time, both players must remove any models already placed on the board and begin again as if Deployment has just been rolled and reveal their chosen Secondary Objectives before placing models onto the board.

If a Secondary (such as Marked for Death or Survivor) indicates a specific time for part of the Secondary to be revealed, then you can choose to wait until that point of the game to reveal that part of the Secondary. All aspects of all secondaries should be revealed before your first Initiative Roll is rolled. If you fail to reveal the models you've chosen before the initiative roll, you cannot score those objectives in this game.

ABDUCTION

Score 1 VP if a model from your Kill Team takes an enemy model Out of Action while that model was within 2" of 2 or more models (other than Shaken models) from your Kill Team.

OLD SCHOOL ♦

Score 1 VP if your Kill Team takes one or more enemy models Out of Action in the first Battle Round. In addition; Score 1 VP (to a maximum of 1) if you have at least one model wholly within the enemy's Deployment Zone at the end of the game. In addition; score 2 VP if the enemy's Leader goes Out of Action.

LEAD FROM THE FRONT ♦

When your Leader removes an enemy model with an attack in the Shooting phase, score 1 VP. When your Leader removes an enemy model with an attack in the Fight phase, score 1 VP. When your Leader uses the tactic "Lead by Example," score 1 VP.

DEATH FROM AFAR

When a model from your Kill Team makes a shooting attack at long range that takes an enemy model Out of Action, score 1 VP.

MIND GAMES

At the end of the Morale phase, score 1 VP if your opponent is forced to take a Break Test. Score 3 VP if their Kill Team successfully breaks.

BRACE YOURSELVES

At the end of the Movement phase, if more than half of your team (including Shaken models) that remain on the board have Readied, gain 1 VP.

DOMINATION

If you have more models within 3" of the center of the board than your opponent at the end of the Movement Phase, score 1 VP.

STEADFAST

Score 3 VP at the end of the game if there is one Objective that you have controlled for every Battle Round.

DOG PILE

At the end of the Movement phase, score 1 VP if two, or more, different models from your Kill Team made a successful charge move against one enemy model in that phase.

OVERKILL

At the end of the Battle Round, score 1 VP if you rolled two or more dice in an Injury roll for an enemy model and that model was taken out of action by that Injury roll. Alternatively; score 1 VP if you put more successful Wounds on an enemy model than they have remaining Wounds and that model was taken Out of Action. Unresolved attacks already targeted towards this model may be resolved for the purposes of scoring this secondary.

SURVIVOR

Pick a model from your Kill Team and reveal which model you have chosen to your opponent before you roll your first Initiative roll. If at the end of the battle that unit is wholly outside of your deployment zone and still on the battlefield, score 3 victory points if this model has 0 flesh wounds, 2 victory points if they have 1 flesh wound, and 1 victory point if they have 2 or more flesh wounds. This model cannot be put in reserve.

FOUR QUARTERS

Divide the battlefield into four equal rectangles, a corner of each of which meets the other in the center of the battlefield. At the end of the Battle round, Score 1 VP if there is at least one model from your Kill Team (other than shaken models) wholly within each of these rectangles but not within 3" of the center of the battlefield.

COMPLETE CONTROL

Score 3 VP if you control every Objective at the end of a Battle Round.

WHIRLWIND ♦

Score 1 VP if one model from your Kill Team forced an Injury roll on 2 or more enemy models in one Battle Round.

BOUNTY HUNTERS ♦

When an enemy model is taken Out of Action, place a Token (1" or less) wholly underneath its base before removing the model from the battlefield. Score 1 VP if a model from your kill team ends any move in contact with any of your markers, and then remove one of the markers your model is in contact with.

ART OF COMBAT

Score 1 VP if you Retreated, Fell Back, or Consolidated into an enemy model with two or more models in a single Battle Round.

HOLD THE PERIMETER

Score 1 VP if 3 or more models (excluding shaken models) are within 3" of 3 different board corners at the end of the Battle Round.

REAPER

Score 3 VP if 6 or more enemy models are taken Out of Action during the game. *Blue Horrors and Brimstone Horrors do not count towards this secondary.*

SPECIAL RULES

ADDITIONAL SUB-FACTIONS:

*Please see the "Subfactions.pdf" document inside the Google Drive folder with this rules pack for sub-faction options for: **Kroot**, **Elucidian Starstriders**, **Gellerpox Infected**, **Servants of the Abyss**, **Daemons**, **Sisters of Silence**, and **Adepta Sororitas**.

FACTION SPECIAL RULES:

Kroot - Increase the MAX number of Krootox Riders to 4.
Elucidian Starstriders - Increase the MAX number of "Voidsman" to ' - ' (no max), this applies only to basic "Voidsman" not "Voidsman Gunners" etc.

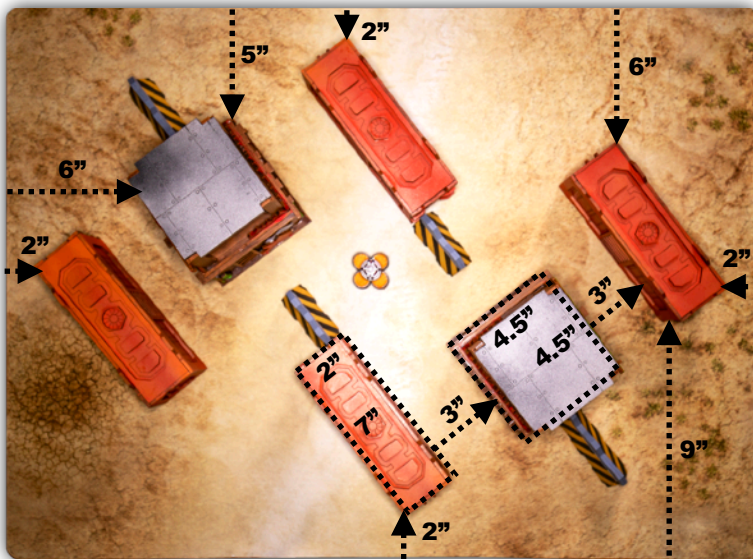
BASE SIZE REQUIREMENTS:

*Please see the "Kill_Team_Base_Sizes.pdf" document inside the Google Drive folder with this rules pack for minimum base size requirements.

PAINTING/MODELING REQUIREMENTS:

Models must be modeled with the actual equipment they are listed with on your Command Roster (WYSIWYG). This tournament will follow the ITC rules for: Painting/Modeling and Sportsmanship found in the "ITC 40k 8th Edition Tournament Format and FAQ" As well as the "ITC Code of Conduct".

KILLZONE: LAS VEGAS



This terrain set is available for purchase at Store.FrontlineGaming.org

SPECIAL CONTAINER RULES:

THE INDUSTRIAL CONTAINER TERRAIN PIECES ARE IMPASSABLE TERRAIN AND MAY NOT BE CLIMBED, MOVED THROUGH, OR FLOWN OVER IN ANY WAY BY ANY MODELS WITH FLY, OR SIMILAR ABILITIES/TACTICS, BUT AURAS AND SIMILAR ABILITIES CAN BE MEASURED THROUGH THE CONTAINERS.


MODELS MAY NOT BE SET UP ON TOP OF THE INDUSTRIAL CONTAINERS AND LINE OF SIGHT CANNOT BE DRAWN OVER THE CONTAINERS.



Terrain should be checked before every game to verify that pieces have not moved from game to game and to ensure a balanced and fair playing field.

+1 CP
PER ROUND
for being
Battle-Forged
in addition to normal

MISSION 1: DUALITY



MISSION SEQUENCE SUMMARY

1. Share a copy of your Command Roster with opponent simultaneously.
2. Choose 3 Secondary Objectives from the list on Pages 2 & 3 and record them below.
3. Indicate (highlight) your 125-point Battle-Forged team on your Command Roster.
4. Reveal Secondaries to Opponent
5. Deployment.
6. Battle Rounds 1-4
7. Game end & Scoring.

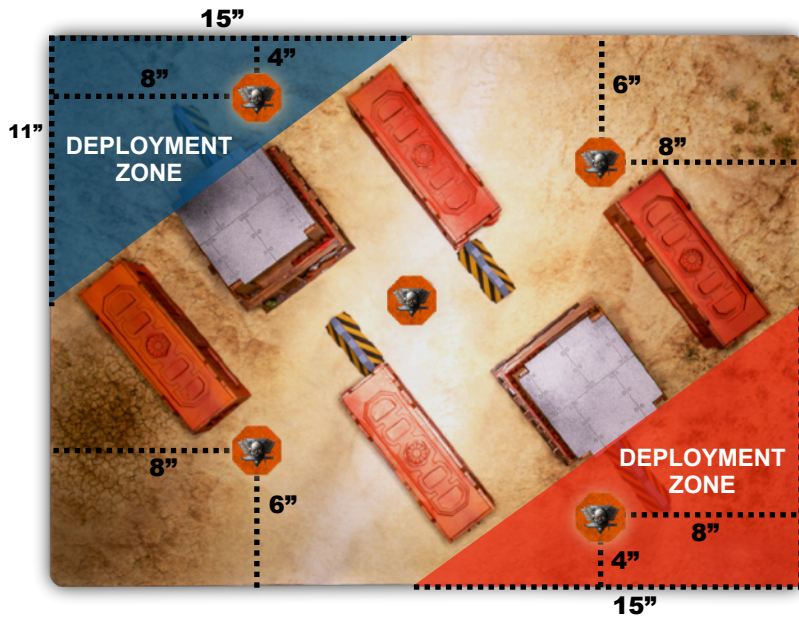
MISSION BONUS OBJECTIVE

Hold 2 - Score 1 VP if you control exactly 2 objectives at the end of any Battle Round.

SCORE SHEET

Your Name: _____	BATTLE ROUND	Opponent's Name: _____	BATTLE ROUND
Your Primary Objectives	1 2 3 4	Opponent's Primary Objectives	1 2 3 4
HELD 1 OBJECTIVE MARKER	1 1 1 1	HELD 1 OBJECTIVE MARKER	1 1 1 1
HELD MORE THAN OPPONENT	1 1 1 1	HELD MORE THAN OPPONENT	1 1 1 1
1+ ENEMY MODELS OUT OF ACTION	1 1 1 1	1+ ENEMY MODELS OUT OF ACTION	1 1 1 1
MORE ENEMY MODELS OUT OF ACTION	1 1 1 1	MORE ENEMY MODELS OUT OF ACTION	1 1 1 1
TOTAL PRIMARY SCORE (MAX 9)	____ / 9	TOTAL PRIMARY SCORE (MAX 9)	____ / 9
Secondary Objectives (Max 3 VP per Secondary)		Secondary Objectives (Max 3 VP per Secondary)	
1	1 1 1	1	1 1 1
2	1 1 1	2	1 1 1
3	1 1 1	3	1 1 1
Mission Bonus Objective (Max 3 VP)	1 1 1	Mission Bonus Objective (Max 3 VP)	1 1 1
Your TOTAL SCORE: _____ / 21		Your TOTAL SCORE: _____ / 21	

MISSION 2: EXTRACTION



MISSION SEQUENCE SUMMARY

1. Share a copy of your Command Roster with opponent simultaneously.
2. Choose 3 Secondary Objectives from the list on Pages 2 & 3 and record them below.
3. Indicate (highlight) your 125-point Battle-Forged team on your Command Roster.
4. Reveal Secondaries to Opponent
5. Deployment.
6. Battle Rounds 1-4
7. Game end & Scoring.

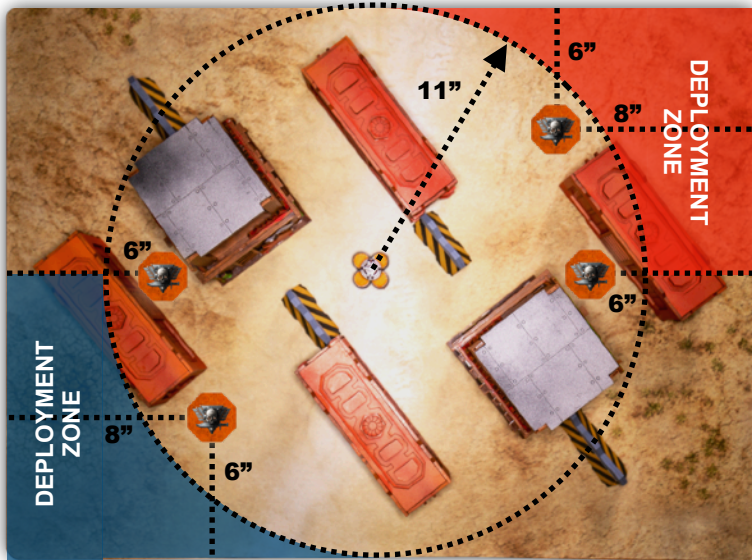
MISSION BONUS OBJECTIVE

Recon Sweep - If a model from your Kill Team ends a Battle Round wholly within your enemy's Deployment Zone, score 1 VP.

SCORE SHEET

Your Name: _____	BATTLE					Opponent's Name: _____	BATTLE				
	ROUND						ROUND				
Your Primary Objectives	1	2	3	4		Opponent's Primary Objectives	1	2	3	4	
HELD 1 OBJECTIVE MARKER	1	1	1	1		HELD 1 OBJECTIVE MARKER	1	1	1	1	
HELD MORE THAN OPPONENT	1	1	1	1		HELD MORE THAN OPPONENT	1	1	1	1	
1+ ENEMY MODELS OUT OF ACTION	1	1	1	1		1+ ENEMY MODELS OUT OF ACTION	1	1	1	1	
MORE ENEMY MODELS OUT OF ACTION	1	1	1	1		MORE ENEMY MODELS OUT OF ACTION	1	1	1	1	
TOTAL PRIMARY SCORE (MAX 9)	_____ / 9					TOTAL PRIMARY SCORE (MAX 9)	_____ / 9				
Secondary Objectives (Max 3 VP per Secondary)						Secondary Objectives (Max 3 VP per Secondary)					
1	1	1	1			1	1	1			
2	1	1	1			2	1	1	1		
3	1	1	1			3	1	1	1		
Mission Bonus Objective (Max 3 VP)	1	1	1			Mission Bonus Objective (Max 3 VP)	1	1	1		
Your TOTAL SCORE:	_____ / 21					Your TOTAL SCORE:	_____ / 21				

MISSION 3: KEEP AWAY



MISSION SEQUENCE SUMMARY

1. Share a copy of your Command Roster with opponent simultaneously.
2. Choose 3 Secondary Objectives from the list on Pages 2 & 3 and record them below.
3. Indicate (highlight) your 125-point Battle-Forged team on your Command Roster.
4. Reveal Secondaries to Opponent
5. Deployment.
6. Battle Rounds 1-4
7. Game end & Scoring.


MISSION BONUS OBJECTIVE

Keep Moving - At the end of the Battle Round, Score 1 VP if no models from your Kill Team are even partially within the battlefield quarter that includes your Deployment Zone.

SCORE SHEET

Your Name: _____	BATTLE	ROUND	Opponent's Name: _____	BATTLE	ROUND				
Your Primary Objectives	1	2	3	4	Opponent's Primary Objectives	1	2	3	4
HELD 1 OBJECTIVE MARKER	1	1	1	1	HELD 1 OBJECTIVE MARKER	1	1	1	1
HELD MORE THAN OPPONENT	1	1	1	1	HELD MORE THAN OPPONENT	1	1	1	1
1+ ENEMY MODELS OUT OF ACTION	1	1	1	1	1+ ENEMY MODELS OUT OF ACTION	1	1	1	1
MORE ENEMY MODELS OUT OF ACTION	1	1	1	1	MORE ENEMY MODELS OUT OF ACTION	1	1	1	1
TOTAL PRIMARY SCORE (MAX 9)	____ / 9				TOTAL PRIMARY SCORE (MAX 9)	____ / 9			
Secondary Objectives (Max 3 VP per Secondary)					Secondary Objectives (Max 3 VP per Secondary)				
1	1	1	1		1	1	1		
2	1	1	1		2	1	1	1	
3	1	1	1		3	1	1	1	
Mission Bonus Objective (Max 3 VP)	1	1	1		Mission Bonus Objective (Max 3 VP)	1	1	1	
Your TOTAL SCORE: _____ / 21					Your TOTAL SCORE: _____ / 21				

MISSION 4: MAXIMUM STRENGTH



MISSION SEQUENCE SUMMARY

1. Share a copy of your Command Roster with opponent simultaneously.
2. Choose 3 Secondary Objectives from the list on Pages 2 & 3 and record them below.
3. Indicate (highlight) your 125-point Battle-Forged team on your Command Roster.
4. Reveal Secondaries to Opponent
5. Deployment.
6. Battle Rounds 1-4
7. Game end & Scoring.

MISSION BONUS OBJECTIVE

All-Out - Score 1 VP if you didn't use any Command Points in a single Battle Round.

SCORE SHEET

Your Name: _____	BATTLE ROUND				Opponent's Name: _____	BATTLE ROUND			
Your Primary Objectives	1	2	3	4	Opponent's Primary Objectives	1	2	3	4
HELD 1 OBJECTIVE MARKER	1	1	1	1	HELD 1 OBJECTIVE MARKER	1	1	1	1
HELD MORE THAN OPPONENT	1	1	1	1	HELD MORE THAN OPPONENT	1	1	1	1
1+ ENEMY MODELS OUT OF ACTION	1	1	1	1	1+ ENEMY MODELS OUT OF ACTION	1	1	1	1
MORE ENEMY MODELS OUT OF ACTION	1	1	1	1	MORE ENEMY MODELS OUT OF ACTION	1	1	1	1
TOTAL PRIMARY SCORE (MAX 9)	_____ / 9				TOTAL PRIMARY SCORE (MAX 9)	_____ / 9			
Secondary Objectives (Max 3 VP per Secondary)					Secondary Objectives (Max 3 VP per Secondary)				
1	1	1	1		1	1	1		
2	1	1	1		2	1	1	1	
3	1	1	1	1	3	1	1	1	1
Mission Bonus Objective (Max 3 VP)	1	1	1		Mission Bonus Objective (Max 3 VP)	1	1	1	
Your TOTAL SCORE: _____	/ 21				Your TOTAL SCORE: _____	/ 21			

MISSION 5: ASSASSINATE



MISSION SEQUENCE SUMMARY

1. Share a copy of your Command Roster with opponent simultaneously.
2. Choose 3 Secondary Objectives from the list on Pages 2 & 3 and record them below.
3. Indicate (highlight) your 125-point Battle-Forged team on your Command Roster.
4. Reveal Secondaries to Opponent
5. Deployment.
6. Battle Rounds 1-4
7. Game end & Scoring.

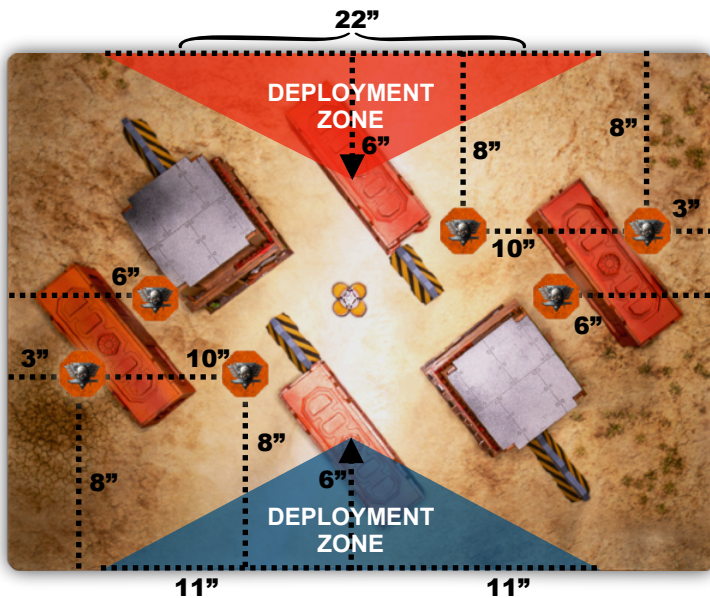
MISSION BONUS OBJECTIVE

High Profile Targets - Score 1 VP for every enemy specialist that is taken Out of Action.

SCORE SHEET

Your Name: _____	BATTLE					Opponent's Name: _____	BATTLE				
	ROUND						ROUND				
Your Primary Objectives	1	2	3	4		Opponent's Primary Objectives	1	2	3	4	
HELD 1 OBJECTIVE MARKER	1	1	1	1		HELD 1 OBJECTIVE MARKER	1	1	1	1	
HELD MORE THAN OPPONENT	1	1	1	1		HELD MORE THAN OPPONENT	1	1	1	1	
1+ ENEMY MODELS OUT OF ACTION	1	1	1	1		1+ ENEMY MODELS OUT OF ACTION	1	1	1	1	
MORE ENEMY MODELS OUT OF ACTION	1	1	1	1		MORE ENEMY MODELS OUT OF ACTION	1	1	1	1	
TOTAL PRIMARY SCORE (MAX 9)	_____ / 9					TOTAL PRIMARY SCORE (MAX 9)	_____ / 9				
Secondary Objectives (Max 3 VP per Secondary)						Secondary Objectives (Max 3 VP per Secondary)					
1	1	1	1			1	1	1			
2	1	1	1			2	1	1	1		
3	1	1	1			3	1	1	1		
Mission Bonus Objective (Max 3 VP)	1	1	1			Mission Bonus Objective (Max 3 VP)	1	1	1		
Your TOTAL SCORE: _____ / 21						Your TOTAL SCORE: _____ / 21					

MISSION 6: SABOTAGE



MISSION SEQUENCE SUMMARY

1. Share a copy of your Command Roster with opponent simultaneously.
2. Choose 3 Secondary Objectives from the list on Pages 2 & 3 and record them below.
3. Indicate (highlight) your 125-point Battle-Forged team on your Command Roster.
4. Reveal Secondaries to Opponent
5. Deployment.
6. Battle Rounds 1-4
7. Game end & Scoring.

MISSION BONUS OBJECTIVE

Sabotage - If an objective marker is reduced to 0 wounds, remove it from the battlefield. Score 1 VP for every Objective you remove from the game.

Special Rule - Every Objective Marker is treated as an enemy model for the purpose of targeting it with Attacks. Objectives have the following stats: Toughness 4, Wounds 2, and a save of 3+. (saves are rolled by the opponent.) You do not treat Objectives as enemy models other than when directing attacks against them. You must be within 1" to direct close combat attacks towards an objective during the Fight for your Lives section of the Fight phase, but you cannot charge an objective and are not considered in Close Combat with it. Psychic models do not need to target an Objective Marker if it is closer to them than enemy models, but in order to target it it must be closer than other enemy models.

SCORE SHEET

Your Name:	BATTLE ROUND				Opponent's Name:	BATTLE ROUND			
_____	1	2	3	4	_____	1	2	3	4
Your Primary Objectives					Opponent's Primary Objectives				
HELD 1 OBJECTIVE MARKER	1	1	1	1	HELD 1 OBJECTIVE MARKER	1	1	1	1
HELD MORE THAN OPPONENT	1	1	1	1	HELD MORE THAN OPPONENT	1	1	1	1
1+ ENEMY MODELS OUT OF ACTION	1	1	1	1	1+ ENEMY MODELS OUT OF ACTION	1	1	1	1
MORE ENEMY MODELS OUT OF ACTION	1	1	1	1	MORE ENEMY MODELS OUT OF ACTION	1	1	1	1
TOTAL PRIMARY SCORE (MAX 9)	____ / 9				TOTAL PRIMARY SCORE (MAX 9)	____ / 9			
Secondary Objectives (Max 3 VP per Secondary)					Secondary Objectives (Max 3 VP per Secondary)				
1	1	1	1		1	1	1	1	
2	1	1	1		2	1	1	1	
3	1	1	1	1	3	1	1	1	1
Mission Bonus Objective (Max 3 VP)	1	1	1		Mission Bonus Objective (Max 3 VP)	1	1	1	
Your TOTAL SCORE:	____ / 21				Your TOTAL SCORE:	____ / 21			

SPECIAL EVENT TACTICS

SEIZE THE INITIATIVE

Re-roll a single initiative roll. If you use this tactic and get an equal result to your opponent, you must re-roll the result again. If both players use this tactic and achieve an equal result, both players must re-roll.

2 COMMAND POINTS

POINT BLANK OVERWATCH

Use this Tactic when a model from your kill team is declared as a target of a charge, and is chosen to fire Overwatch. Do not resolve Overwatch with that model as soon as the enemy model declares its charge (other targets of the charge can make Reactions as normal). Instead, the charging model's controlling player makes a charge roll as normal. If this is insufficient for the charging model to end its move within 1" of the target, no Overwatch is made. Otherwise, the charging model's controlling player moves it along a path during which you can interrupt it once, at any point. When you do so, your model fires Overwatch as normal, using the charging model's current location. If the charging model is not taken out of action by this, continue moving the charging model.

1 COMMAND POINT

This packet is intended to be used for the following events at LVO



ORGANIZED BY
**KILL TEAM
STREAM**



PRODUCED BY SHELDON STEERE

Kill Team © Copyright Games Workshop Limited 2019. Warhammer 40,000: Kill Team, GW, Games Workshop, Space Marine, 40K, Warhammer, Warhammer 40,000, the 'Aquila' Double-headed Eagle logo, and all associated logos, illustrations, images, names, creatures, races, vehicles, locations, weapons, characters and the distinctive likeness thereof, are either ® or ™, and/or Games Workshop Limited, variably registered around the world. All Rights Reserved.

This is a work of fiction. All the characters and events portrayed in this book are fictional, and any resemblance to real people or incidents is purely coincidental.

Certain Citadel products may be dangerous if used incorrectly and Games Workshop does not recommend them for use by children under the age of 16 without adult supervision. Whatever your age, be careful when using glues, bladed equipment and sprays and make sure that you read and follow the instructions on the packaging.

Graphics by Sheldon Steere.

