

OPEN

STARFLEET MARINE
CORPS



MARINE FORCE MANUAL

Revision 1209

0 - 1 - B - C - D



OPEN

STARFLEET MARINE CORPS

MARINE FORCE MANUAL

REVISION 1209



This manual is published by the STARFLEET Marine Corps, an affiliate of STARFLEET, the International Star Trek Fan Association, Inc., and released under the Creative Commons Attribution - Non Commercial - No Derivs 3.0 License (<http://creativecommons.org/licenses/by-nc-nd/3.0/>). You may freely copy, distribute, display, and perform this manual, but all other uses are strictly prohibited unless written permission is received from the Commandant or Deputy Commandant, STARFLEET Marine Corps.

STAR TREK and related marks are trademarks of CBS Studios Inc. The STARFLEET Marine Corps holds no claims to any trademarks, copyrights, or other properties held by CBS Studios Inc., other such companies or individuals. The ranks shown in this manual are provided by Tango Fleet, www.tangofleet.org.

Published December 2012

Acknowledgements

This edition of the MFM is once again the latest in several versions of this important reference of which many Marines have had a hand in sp0aing over the years . By far the majority of the material found in this manual has been carried over from the 1998 edition by Matt Kelley and the 1999 edition by Kevin McNulty with some key additions made with this revision. It is important that we retain acknowledgement to the people who have worked on this manual and the Corps is always grateful to people such Randy Bisig, Matt Copple, Brian Davis, Suzanne Davis, Erik Larson, Kimberly Brooks, Mike Smith, Jim Monroe, John Adcock, Matt Baillie, Wade Olson, Stephen Idell, Jill Rayburn, Aaron Murphy, Sean Niemeyer, Michael McGowan, Jerry Stoddard, Gary Hollifield Jr, Michael Timko and Bruce O'Brien for their contributions to this and to past editions.

Pronoun Disclaimer

In this manual, "he", "him", and "his" are used following the standard English-language grammatical convention to use these forms for gender-nonspecific pronouns. No sexist bias is intended. The convention is used merely for ease of writing and reading. There have been and hopefully always will be plenty of female members in the SFMC, and no slight to them is intended.



TABLE OF CONTENTS

Section 1 - Introduction		
1.1	An Introduction to SFI and the SFMC	01
1.2	Why a Marine Corps?	02
1.3	The SFMC Mission	03
1.4	Qualification of a STARFLEET Marine	03
Section 2 - Organization		
2.1	Organization of Units	04
2.2	Numbering of Strike Groups	05
2.3	Selecting a Unit Number	05
2.4	Putting It All Together	05
2.5	Current MSG Numbering System and Division, Brigade and Battalion Coverage Areas	06
2.6	Chain of Command (COC)	10
2.7	General Staff	10
2.8	Policies and Procedures in the SFMC	12
2.9	The Non-Commissioned Officer Support System	12
2.10	Starting a Marine Unit: Things to Consider	12
2.11	Choosing your Unit's Particulars	13
2.12	Okay, Now What?	14
2.13	Activities for Your Unit	14
Section 3 - Heraldry, Flags and Colors in the SFMC		
3.1	Heraldry in the SFMC	15
3.2	Flags and Colors	15
3.3	Streamers	16
Section 4 - Ranks		19
Section 5 - Military Courtesy and Customs		25
Section 6 - Branch of Service, MOS and Common Duties		
6.1	Branch of Service and MOS	29
6.2	Common Duties	31
Section 7 - Uniforms		
7.1	Uniform Standards	33
7.2	Uniform Styles	34
7.3	Uniform Accessories	46
7.4	Uniform Accoutrements	48
Section 8 - Awards		
8.1	Award Policies	51
8.2	SFMC Achievement Awards	53
8.3	SFMC Service Awards	59
8.4	SFMC Training Awards	63
8.5	Other SFMC Awards	65
8.6	SFMC Naval Citations	65
8.7	SFMC Cadet Awards	66
Section 9 - Appendices		
Appendix A: Pledges		73
Appendix B: How to Destroy a Marine Strike Group		75
Appendix C: Keep the Peace		76
Appendix D: Information Resources		78
Appendix E: Material Resources		80
Appendix F: Distinctive Uniform Items		81
Appendix G: Ribbon Quick Reference		84
Appendix H: Glossary		85
About the SFMCA		89

SECTION 1 - Introduction

Welcome to the 2012 edition of the Marine Force Manual (MFM) of the STARFLEET Marine Corps (SFMC). This publication is intended primarily for members of the SFMC, which is a component of STARFLEET: The International Star Trek Fan Association, Inc. (SFI). However, anyone with an interest in our part of the Star Trek universe is invited to look and learn.

The MFM was created for members of the SFMC, and anyone else with an interest in the ground forces concept of *Star Trek*. It is *not* intended to be the last word in regulations—only to serve as a handy reference covering the SFMC's basic uniform standards, unit organization, awards, chain of command, etc.

1.1 An Introduction to SFI and the SFMC

What is STARFLEET?

STARFLEET: The International Star Trek Fan Association, Inc., (SFI) is a non-profit corporation chartered by the State of North Carolina, which is dedicated to uniting the fans of Star Trek as well as pursuing the future envisioned by Gene Roddenberry as depicted in the *Star Trek* television series and movies. Community service and charity fund raising are a large part of what makes SFI more than just 'a group of people who like Star Trek'.



Why is STARFLEET Sometimes in All Caps and Sometimes in Lowercase?

"STARFLEET" refers to the fan organization. "Starfleet" refers to the fictional organization as seen in the movies and TV episodes. We use the two styles to show the difference between that which is "Real World" and that which is *Star Trek*. Likewise, we use STARFLEET Marine Corps to show our part of the fan organization, and Starfleet Marine Corps to show the fictional 24th century organization we represent.

What is the STARFLEET Marine Corps?

The SFMC is an affiliate of SFI, whose members include veterans and active duty military as well as people who just prefer a 'military flavor' to their *Star Trek* fan activities. The SFMC is organized along traditional military lines, in the same manner as SFI. However, instead of being organized along Navy lines, and using terms such as 'Ships' or 'Shuttles', the SFMC uses ground force equivalents such as 'Brigades' or 'Strike Groups'.

Members of the SFMC are dedicated to the same principles as other members of SFI, including community service and charity fund raising. However, because so many of our members identify with the real-world military, a significant amount of our focus is on organizations that associate with or assist military members, veterans and their families. Good examples are Operation Eagle, the Overseas Coupon Project, and the annual United States Marine Corps 'Toys for Tots' holiday drive.

Do I have to Be a Real Marine?

Absolutely not. There are plenty of real military personnel in the SFMC, but there are plenty of civilians, too. All ages as a matter of fact. The only requirement to be a STARFLEET Marine is a positive mental attitude and a willingness to work with others. Paid membership in STARFLEET is required, however, if you intend to participate in the SFMC Academy (SFMCA), hold an OIC position, or be listed on the official Corps roster, just like in STARFLEET.

What Exactly Does a Fan Club Do?

Well, it varies from group to group. Some chapters meet at a local restaurant or member's home, have a short business meeting concerning upcoming plans or charity work, then they watch an episode or two of *Trek*, or just eat a meal and socialize. Others have camping trips, picnics, or fund raisers. Still other chapters never meet at all. These are correspondence chapters, who conduct most of their business and activities through the mail, be it postal or electronic. This doesn't mean they are any less active or effective than other chapters, either.

NOTE:

Despite its common use of military structure and terminology, the SFMC is in NO WAY a military or paramilitary organization.

What About the Uniforms?

It's just part of the effort to "get into character" or "set the mood" for a meeting or event. It also helps identify you as a member of a group, just as if all of us wore green T-shirts and denim jeans. Uniforms aren't required, either. So if you feel more comfortable in casual clothes, then by all means wear them.

What About Ranks?

Ranks are explained in detail in Section 3 of the MFM, but briefly: An SFI chapter president (usually known as Commanding Officer of the ship) can usually promote chapter members one or more ranks. The actual procedure should be in the ship's bylaws.

How do you get your chapter CO to promote you? One way is to be an active and participating member of the group's activities, as well as displaying leadership ability. Taking a correspondence test called Officer Training School (OTS) is another. OTS is available from STARFLEET Academy (not the Marine Academy), and is the standard test given to all STARFLEET naval officers.

In any given SFI chapter, rank is normally used to show appreciation for participation, enthusiasm, and leadership within the fan club. It carries no real authority. A higher ranking officer can't order you to give him a ride to the next event, say, or demand that you hand over some money. They can be pretty persuasive, though; leadership ability includes skill at talking people into volunteering for stuff! You don't have to be an officer to have fun, though. In fact some people never bother to take the OTS test at all. Remember that rank is just another facet of recreating the atmosphere or theme of the TV shows and movies.

About Volunteer Organizations

This is a fan club, not a government organization. All costs incurred by this fan club are absorbed by it's members. We don't get money from anywhere but our own pockets or donations. This means that everything we do, we do at our own expense. Anything we publish, anything we mail, anytime we call on the phone, are done at our own expense. Remember this when you casually ask for a copy of a hundred page manual to be sent to you. Sometimes a SASE (Self Addressed Stamped Envelope) will be required, or you'll hear "Send me a dollar to cover the postage, OK?". Don't freak out, just consider how much it actually costs to develop a manual, print it, and ship it. Now consider just how many times you are asked to ship it. It gets expensive.

1.2 Why a Marine Corps?

One of the most overlooked aspects of the Federation's Starfleet is the need for ground forces. Starships are superb for exploration and space defense, but when it comes to planetary conflicts, you need troops who can be put on the ground, take it, and hold it. And, ultimately, all wars will eventually be fought on at least one planet. An Old Earth author, Robert Heinlein, once predicted this situation with some accuracy long before Earth knew space warfare.

Marines are needed for more than planetary wars as well. Starfleet has a limited capacity to conduct planetary "operations other than war" with strictly orbital forces and landing parties. Granted, the ability to devastate a planetary surface from orbit is a powerful tool, but it is not at all suited to handling threats like civil war, terrorism, and rioting. Using a starship to quell a riot is like burning down a house to eliminate fleas. On the other hand, the Chief of Security is going to get upset (and then get killed) if you beam the entire ship's complement of Security personnel into a city-wide riot and tell them to "control these people."

Realizing this, the Federation council decided to create and maintain a force of essentially 'ground based' troops capable of handling a wide variety of missions. This force would be highly mobile, self-contained wherever possible, and able to operate with little Starfleet support if necessary. We are that force.

NOTE:

Promotions up to the rank of Lieutenant Colonel can be awarded by your SFI Chapter's Commanding Officer.

The rank of Colonel is awarded by the STARFLEET Regional Coordinator.

The rank of Brigadier and above can only be awarded by the STARFLEET Executive Committee.

1.3 The Starfleet Marine Corps Mission

Technically speaking, the mission of the SFMC is simple. In fact, it is laid-out by the Federation Council in the Corps' charter—issued by the Council in 2161:

1. To seize or defend advanced Starfleet bases and to conduct such planetary operations as may be essential to Federation interests.
2. To provide detachments for service in armed vessels of the Starfleet, or for protection of Starfleet property on Starfleet stations and bases.
3. To develop, with Starfleet Command, the tactics, techniques, and equipment employed by landing forces in planetary operations.
4. To train and equip, as required, SFMC forces for planetary operations.
5. To develop, with Starfleet Command, doctrine, procedures, and equipment of interest to the Starfleet Marine Corps for planetary operations which are not provided for by Starfleet Command.
6. To be able to expand from peacetime components to meet the needs of war in accordance with mobilization plans of the United Federation of Planets and it's members.

1.4 Qualifications of a Starfleet Marine

The Starfleet Marine Corps is an all volunteer force, with a majority of its members being combat veterans. Marines have immense pride in being part of the Corps, and some say it is harder to join their ranks than it is to serve with any other military force in the Federation—including Starfleet.

Each marine is chosen for his intelligence, bravery and technical proficiency. Leadership ability is developed and encouraged within the Corps as an essential quality for the modern marine. Gone are the days when anyone strong enough to wield a weapon could enlist. Today's fighting man is highly trained, motivated, and must master a tremendous number of skills in order to function on the modern battlefield. Everything from standard Starfleet naval tactics to unarmed combat in zero gravity must be considered, if a Marine is to survive the increasingly technical demands of combat.

SECTION 2 - Organization

This section will explain the organization of the SFMC, and what a new marine should know when first getting involved or when forming their own unit.

2.1 Organization of Units

From the smallest SFMC unit to the largest, the order of units is: individual Marine, Marine Strike Group (or, Marine Expeditionary Unit), Battalion, Brigade, Division, Corps.

Individual Marine: Active Duty vs. Reserves

The foundation of the entire SFMC is the individual marine. Members of the SFMC fall into one of two general categories: *Active Duty* or *Reservist*. An Active Duty Marine participates with their SFMC unit as well as their SFI chapter exclusively as a STARFLEET Marine. They are known only by their marine rank, they wear only their marine uniform, etc. This is not to say that they do not participate in regular SFI functions, but they do so as a marine. Marines who still occasionally (or even frequently) participate as a “naval” SFI member (still use their naval rank, wear their regular STARFLEET uniform, etc.) are said to be Reserve Marines or simply reservists.

Marine Strike Group (MSG)

The basic unit in the SFMC is the Marine Strike Group, or MSG. The size of an MSG varies considerably, depending on the location and membership. An MSG can be anywhere from a single marine (in the case of a new unit, for example) up to two dozen or more. The marine in command of the MSG (or any SFMC unit, generally) is referred to as the OIC (Officer In Charge), and their second in command is usually termed the DOIC (Deputy Officer In Charge)

NOTE:

Although not an official organizational term, you may sometimes hear an MSG referred to as a ship's MARDET or “Marine Detachment”.

Marine Expeditionary Unit (MEU)

Equivalent in organizational status to the MSG, the MEU is formed by SFI members who currently have no SFI vessel assignment. If a STARFLEET chapter leaves SFI, but its original MSG still wishes to keep its affiliation with the SFMC, it can become an MEU (although it may be required to change its number).

NOTE:

Unless special circumstances and an exception is made by the COFORCE-COM, SFI Chapters may only have one Marine Unit assigned to them.

As with an MSG, the marine in Command of the MEU is referred to as the OIC (Officer in Charge), and their second in command is usually termed the DOIC (Deputy Officer in Charge)

Not that the OIC of an MEU must not be a member of any SFI chapter. The members of the unit however, like members of any unit, may come from anywhere in the STARFLEET Marine Corps.

Battalions (BNs) & Brigades (BDEs)

SFI itself is divided administratively into geographic “Regions.” In the SFMC, each SFI Region is called a brigade. In other words, Region 2 in SFI would be known in the SFMC as the Second Brigade or in shorthand “2BDE.” Within each BDE, each state (or other geographic subdivision in the case of international BDEs) is considered a BN. BNs are numbered in relation to the other states in their region - usually in alphabetical order. In our example of the 2BDE, then, 1BN (First Battalion) is Alabama, 2BN is Florida, 3BN is Georgia, etc.

Divisions (DIVs)

Above the Brigade level, there are seven divisions: 1DIV (First Division) is the Eastern US; 2DIV is the Central US; 3DIV is the Western US; 4DIV is Canada, Alaska & Michigan; 5DIV is Europe; 6DIV is Asia, Australia and the South Pacific; and 7DIV is Africa, South and Central America.

Currently, the division level is unmanned—it exists to accommodate expansion as the SFMC grows. At the present time, and for the foreseeable future, there is NO plan to activate the Division level in the STARFLEET Marine Corps. The DIV level currently only exists as a part of the fictional Starfleet Marine Corps.

If membership one day supports a division level, it will be staffed and activated.

2.2 Numbering of Strike Groups

The numbers available to be assigned to new units are predetermined by the Commanding Officer, Forces Command (COFORCECOM), and then passed down to each Brigade OIC. For example, all the units in the 12th Brigade have numbers in the 200's. This assures that no two MSG's have the same number. New unit numbers may not exceed three digits and should fall within their brigade's assigned number range.

2.3 Selecting a Unit Number

The members of an MSG decide on a unit designation that they like, and request the number from their Brigade HQ. If the number isn't already in use by some other unit, it is assigned to that MSG and becomes a permanent identification number for that unit. When requesting a particular number, remember that it can be no more than three digits long, and should fall within your brigade's assigned number range. The number must be unique to your unit. COFORCECOM can tell your BDE OIC if some other unit outside your BDE (prior to the current instituted system) has the designation you want.

2.4 Putting It All Together

Here is an example of how an MSG fits into the SFMC organization. We will demonstrate each level of the SFMC, as it applies to a single unit, the 288th MSG, stationed aboard the USS Broadsword, in Jefferson City, Missouri.

- **STRIKE GROUP:** All the active marines, plus all the reserve marines from the crew of the USS Broadsword together make up the 288th Marine Strike Group.
- **BATTALION:** Region 12 is made up of Arkansas, Illinois, Kansas, Missouri, and Oklahoma. That makes Arkansas 1st Battalion, Illinois 2nd, Kansas 3rd, and so on. This makes Missouri the 4th Battalion. Now we have the 288th MSG, 4BN.
- **BRIGADE:** The 288th is in the 12th Brigade, since Missouri is in Region 12. So far, we're up to 288th MSG, 4BN, 12BDE.
- **DIVISION:** The 288th falls into the Midwest area which is part of Second Division. So the 288th's total unit designation is 288th MSG, 4BN, 12BDE, 2 DIV. Of course, you're rarely going to need to use the whole thing, and it'll probably get shortened to something like "We're from the 288th MSG. That's our fearless leader, Matt Kelley, over at the buffet table."
- **Marine Training Units:** Marine training Units (MTUs) are subgroups of established MSG's and designed for the Young Marines in any given unit. The MTU shares the same number as the MSG to which it is attached, but may create their own Motto and logo, if desired (subject to approval by the SFMC Heraldry Office). MTUs report their activities in conjunction with the reports submitted by their parent MSGs. An MTU may be activated by a BDE OIC upon the request of the parent unit OIC and after approval by the Heraldry Office and COFORCECOM.

2.5 Current MSG Numbering System and Division, Brigade, and Battalion Info

Not all Brigades had active units in them at the time this manual was written. In fact, some entire Brigades lie dormant, waiting for a unit in that region to become active. However, where brigades are active we've included them here. We have also included their nickname and logo for those Brigades that have them.

Note: There are no logos/badges in existence for the various divisions of the SFMC because the DIV level is not currently active.

First Marine Division

First Brigade



"The Fightin' First" (MSGs 100 - 199)

Indiana (1BN)	South Carolina (5BN)
Kentucky (2BN)	Tennessee (6BN)
North Carolina (3BN)	Virginia (7BN)
Ohio (4BN)	West Virginia (8BN)

Second Brigade



"The Wild Deuces" (MSGs 600 - 699)

Alabama (1BN)	Mississippi (4BN)
Florida (2BN)	Puerto Rico (5BN)
Georgia (3BN)	Caribbean Islands (6BN)

Seventh Brigade



"The Lucky Sevens" (MSGs 700 - 799)

Delaware (1BN)	New Jersey (4BN)
District of Columbia (2BN)	New York (5BN)
Maryland (3BN)	Pennsylvania (6BN)

Fifteenth Brigade



"The Nameless Ones" (MSGs 900 - 999)

Connecticut (1BN)	New Hampshire (4BN)
Maine (2BN)	Rhode Island (5BN)
Massachusetts (3BN)	Vermont (6BN)

Second Marine Division

Third Brigade



"The Dogs of War" (MSGs 300– 349)

Louisiana (1BN) Texas (2BN)

Sixth Brigade



"The Ice Warriors" (MSGs 800 - 849)

Iowa (1BN) North Dakota (4BN)
 Minnesota (2BN) South Dakota (5BN)
 Nebraska (3BN) Wisconsin (6BN)

Twelfth Brigade



"The Dirty Dozen" (MSGs 200 - 299)

Arkansas (1BN) Missouri (4BN)
 Illinois (2BN) Oklahoma (5BN)
 Kansas (3BN)

Third Marine Division

Fourth Brigade



"Only Those Who Dare" (MSGs 001 - 099)

Arizona (1BN) Hawaii (3BN)
 California (2BN) Nevada (4BN)

Fifth Brigade



"Birds of Prey" (MSGs 500 - 599)

Idaho (1BN) Oregon (3BN)
 Montana (2BN) Washington (4BN)

Seventeenth Brigade



"The Order in Chaos" (MSGs 850 - 899)

Colorado (1BN) Utah (4BN)
 New Mexico (2BN) Wyoming (5BN)

Fourth Marine Division

Tenth Brigade



(MSGs 400 - 433)

Alaska (1BN)
Alberta (2BN)

British Columbia (3BN)
Saskatchewan (4BN)

Thirteenth Brigade



"The Blackcats" (MSGs 434 - 466)

Manitoba (1BN)
Michigan (2BN)

Ontario (3BN)

Fourteenth Brigade

(MSGs 467 - 499)

Quebec (1BN)
New Brunswick (2BN)
Newfoundland (3BN)

Nova Scotia (4BN)
Prince Edward Island (5BN)

Fifth Marine Division

Ninth Brigade



(Numbers Assigned Directly By COFORCECOM)

Continental Europe
(BNs Assigned As Necessary)

Twentieth Brigade

(Numbers Assigned Directly By COFORCECOM)

Ireland (1BN)
England (2BN)
Northern Ireland (3BN)

Scotland (4BN)
Wales (5BN)

Sixth Marine Division

Eleventh Brigade



(Numbers Assigned Directly By COFORCECOM)

Australia (1BN)	Indonesia (3BN)
East Indies (2BN)	New Zealand (4BN)

Sixteenth Brigade

(Numbers Assigned Directly By COFORCECOM)

Guam (1BN)	North & South Korea (4BN)
Japan (2BN)	Philippines (5BN)
Micronesia (3BN)	

Nineteenth Brigade

(Numbers Assigned Directly By COFORCECOM)

Asia
(BNs Assigned As Necessary)

Seventh Marine Division

Eighth Brigade



(Numbers Assigned Directly By COFORCECOM)

Africa (1BN)	Middle East (3BN)
Israel (2BN)	

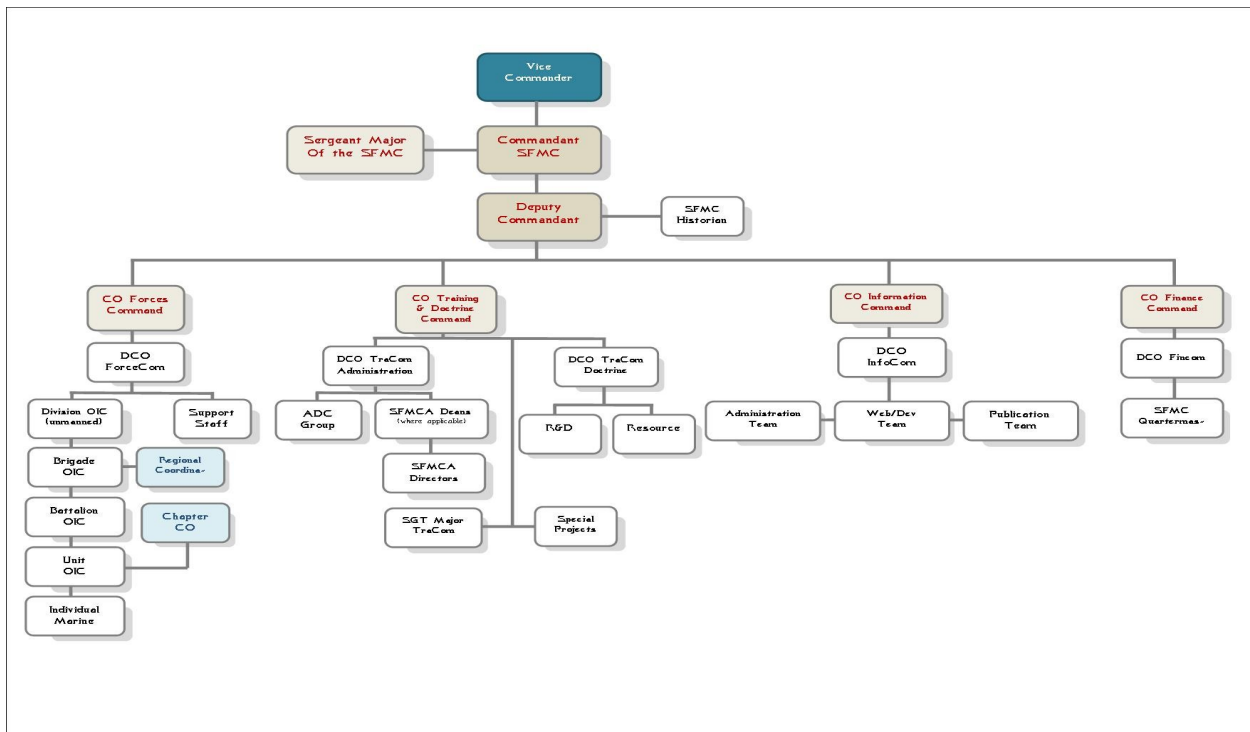
Eighteenth Brigade

(Numbers Assigned Directly By COFORCECOM)

Mexico (1BN)	South America (3BN)
Central America (2BN)	

2.6 Chain of Command (COC)

The purpose of a COC is to establish a clear path of authority, from the individual marine through his superiors, to the highest level of command authority. The COC exists to facilitate the transfer of responsibility, authority, and information from one level of the organization to the next. Each position in the COC has a clearly defined responsibility to the positions above it and below it. When you have a problem or an idea that you want someone to consider, you should follow the COC to contact this person. This insures that everyone who is in the path of responsibility and authority is informed and aware of what is happening. To trace your particular COC within the organization, consult the accompanying illustration below.



2.7 The General Staff (GS)

The General Staff is the decision-making body of the SFMC and is made up of the top officers of the Corps. These officers are charged with creating and implementing policy within the Corps. Decisions are made by a majority vote of this body. The General Staff is comprised of the Commandant; Deputy Commandant; Commanding Officer Forces Command; Commanding Officer Information Command; Commanding Officer Training and Doctrine Command and the Sergeant Major of the Corps

The Commandant of the SFMC

Appointed by the Vice Commander, STARFLEET (VCS), in consultation with the Commander, STARFLEET, the Commandant reports to the VCS, and is the top of the SFMC Chain of Command (COC). He is responsible for the Corps as a whole, and his duties include: Acting as liaison between STARFLEET and the Corps; appointing all members of the General Staff; appointing and overseeing the Office of History; accounting to the SFMC membership on Corps financial matters; forwarding to the SFI Executive Committee his own recommendations for promotion of SFMC personnel to the rank of Colonel and above (although he has no authority to directly promote); and reporting to STARFLEET, through its various publications what is happening in the Corps

NOTE:

In more informal settings, you may hear the Commandant of the SFMC referred to as simply "The Dant".

The Deputy Commandant of the SFMC

Appointed by the Commandant STARFLEET Marine Corps, he is the Second-In-Command. If, for some reason, the Commandant is unable to fulfill his duties, the DepDant will assume command of the Corps until such a time as the Commandant can return to duty or until a new Dant can be appointed. The DepDant will provide, in detail, a report of all activities supervised by his office, to the Dant once every two months. A report will also be provided to the Communiqué on a bi-monthly basis. The Deputy Commandant is directly responsible for overseeing all charitable activities undertaken by the Corps. He may be responsible for overseeing committees and other duties as assigned by the Commandant. Revisions to the MFM will be overseen by this office as well as being the editor/publisher of the Headquarters Newsletter (similar to the Command Status Report) when the Commandant feels that such a publication is necessary. The DepDant is also responsible for proposals regarding changes to the SFMC Awards and Uniform Codes.

NOTE:

The Deputy Commandant may have any of several nicknames, but the most commonly used is "DepDant".

Commanding Officer, Finance Command (COFINCOM)



The COFINCOM is responsible coordinating and overseeing the activities of the SFMC Quartermaster, and interfacing with the STARFLEET Chief Financial Officer. This person is responsible for making sure the SFMC General Staff is fully advised on the financial status of the SFMC and that all necessary reports are filed with the STARFLEET CFO in a timely and efficient manner.

Commanding Officer, Forces Command (COFORCECOM)



The COFORCECOM is responsible for the day-to-day operation of the Corps' Real-world units. Specifically, he is to report all news and directives from the Commandant to the various Brigade OICs and insure such information is passed on to the subordinate elements to the level of MSG OIC. Likewise all reports, concerns and requests from the MSG on up must be reported *via the chain of command* to the COFORCECOM and through him to the Commandant. Not only is COFORCECOM responsible for the Corps Heraldic services, but is also responsible for appointing all Brigade Officers-in-Charge (OICs) and all Brigade OICs report and are accountable to COFORCECOM for violations of their duties or the policies of the SFMC.

Commanding Officer, Training & Doctrine Command (COTRACOM)



The COTRACOM is responsible for establishing the fictional universe for the Corps. Specifically, he is responsible for developing materials and programs for the SFMC Academy, and for developing the SFMC's doctrine (the way in which the SFMC to conduct operations in the *Trek* future). TRACOM invents and develops equipment, organizational structures, strategies and tactics to complete the doctrinal picture of the SFMC universe; then trains the members in it. TRACOM may also appoint "Branch Directors" to administrate development and training issues particular to a certain Branch of Service (see page 25).

Commanding Officer, Information Command (COINFOCOM)



The COINFOCOM is responsible for coordinating and directing activities in communications. Specifically, he moderates the Corps list server and IRC channel, maintains the Corps website and provides for a method of electronic communications and the timely distribution of the SFMC Newsletter.

Sergeant Major of the SFMC (SGM/SFMC)



The SGM/SFMC is responsible for acting as an advocate for the enlisted members of the SFMC; developing the Non Commissioned Officer (NCO) chain of support by recruiting and retaining NCOs; advising the Commandant and other members of the General Staff on issues that concern the enlisted ranks within the Corps; and promoting and assisting in the organization of community service activities at all levels within the SFMC.

Unlike the rest of the General Staff, who may hold any rank in the SFMC, the position of Sergeant Major may only be filled by an enlisted member.

2.8 Policies and Procedures in the SFMC

The policies and procedures of the STARFLEET Marine Corps can be found in the SFMC Policy Manual and that document is incorporated, by reference, into this document. However in the event of any conflict between this document (MFM) and the SFMC Policy Manual, the Policy Manual shall take precedence. All Marines should become familiar with the SFMC Policy Manual as it details the operational guidelines and policies for the entire SFMC from the General Staff down to the individual Marine.

2.9 The Non-Commissioned Officer Support System

Non-Commissioned Officers (NCOs or Non-Coms) play an important role in the military chain of command.

They are the managers of personnel and equipment, as opposed to officers who are the planners and architects of warfare. It has often been said “Officers decide what to do, the NCOs figure out how to do it, and the enlisted men make it happen.”

Each level of the chain of command has a respective senior NCO assigned to it. At the Strike Group level, you have the First Sergeant (often referred to as Top Sergeant, or Top). At the Battalion and Brigade level you have Sergeant Major (SGM), and finally at the top of the pyramid you have the senior NCO of the SFMC, the Sergeant Major of the Starfleet Marine Corps (SGM/SFMC). Considered collectively, these NCOs form what is known as a Chain of Support (rather than Chain of Command). This is because while a Battalion SGM may give advice, support, and communication to an MSG First Sergeant, he does not exercise command directly over the subordinate sergeant.

Each NCO in the chain of support reports to the respective NCO above him, in a fashion similar to the Chain of Command. Each NCO also has a responsibility to report to the officer for whom he works. The Sergeant Major of the STARFLEET Marine Corps reports directly to the Commandant.

Note: There is no formal reporting procedure for the NCO Chain of Support. The expectation is that the NCO's of the SFMC will communicate through the Chain of Support freely as necessary.

2.10 Starting a Marine Unit: Things to Consider

Context of the SFMC within SFI

Although there are hundreds of people who claim to be active STARFLEET Marines, and hundreds more that consider themselves reservists, we make up less than 15 percent of the membership of STARFLEET. This means you are going to get a lot of comments like “What do Marines do?” and “Never heard of them!”. How should you handle this stress? It's simple, really. Instead of looking at it as “I'm all alone out here” or “I'm a minority”, STARFLEET Marines look at it as “I am elite” and “One marine can make a difference”.

We are the SFMC, not the US Marine Corps!

And we aren't trying to be. But you'll run into people, inside and outside the SFMC, who have that misconception about us. We are simply a part of the larger fan club, STARFLEET, whose members wish to be a little different and just a little more militarily flavored. Note: we said “militarily” and NOT “militant”.

Fictionally, we are the ground forces element of STARFLEET. Because STARFLEET is modeled along traditional naval lines, it is only logical that we chose to use the name STARFLEET Marines. Since most of our members are from the United States, it is only natural to exhibit a tendency to identify with the USMC, but we must be ever vigilant against overdoing it. Imitation is the highest form of flattery, but there is a fine line between flattery and mockery—we must ALWAYS be on the right side of that line.

We Aren't Going to Hold Your Hand

Because marines are scattered pretty thin throughout the organization, we encourage and even expect you to show personal initiative. This manual gives you most of the background information you need to be a “STARFLEET Marine”. But to make a name for yourself, to earn respect, and to be recognized for your abilities, you will have to take charge of yourself and set some goals, then work towards them. Leadership starts inside yourself.

We Aren't Going to Look Over Your Shoulder

Our reporting requirements are pretty loose, only once every other month (check with your next level OIC for the current reporting schedule). That gives you the maximum amount of freedom and time to do things your way. It also means that whoever is above you in the COC is putting his trust in you. That doesn't mean we don't want to hear from you. On the contrary, we love to hear from active marines, and we are always ready to help out however we can.

You Will Still be Part of Your STARFLEET Chapter

If you form an MSG, you will still be a part of your SFI Chapter. You will be responsible to the Chapter CO for the conduct of your group. Some on your ship may not understand or even like the concept of having a Marine Detachment— it will be up to you to be sure your MSG peacefully coexists with the non-marine elements of your chapter.

The STARFLEET Marine Corps does give out awards and other forms of recognition, but we do not promote. Promotions up to Lt. Colonel come from your ship's CO, your Regional Coordinator (RC) can promote individuals to the rank of Colonel and the STARFLEET Executive Committee can promote individuals to the rank of Brigadier and above. We can and do send recommendations for awards and promotions to our STARFLEET counterparts, however, whenever we learn of a marine deserving of such recommendation. But the bottom line is that you will still be part of your local chapter, and conduct nearly all of your activities with them.

Still Interested?

You've taken a look around and decided that you want to do something a little different from the rest of the crowd. You've decided that working alone or in a small group won't bother you. You've decided you've got what it takes to make a difference. If this sounds right, then you've got what it takes to be one of us. Welcome aboard, Marine!

2.11 Choosing Your Unit's Particulars

Choosing your Individual Branch of Service

Choosing a branch of service is fairly easy. Simply refer to that section of the manual and pick one that appeals to you. There are nine basic choices: Aerospace, Armor, Combat Engineers, Infantry, Maritime Operations, Medical, Mecha, Special Operations, and Support. Choosing a branch automatically sets some uniform and insignia choices for you (see the uniform section for more info). It has no other real effect on your activities. Just like in STARFLEET, picking Sciences or Engineering doesn't affect much more than your choice of uniform colors.

Choosing your Individual Marine Occupational Specialities (MOS)

Your MOS is based on your branch. An MOS is merely a statement of your (fictional) qualifications within your chosen Branch. It doesn't affect your activities, but it might affect your choice of uniforms, insignia, etc. You'll notice that MOSs are not given in this manual. This is because MOSs are numerous within the various branches, and would take up too much space in this manual. Instead, MOS listings are given in the MOS Manual for each branch of service.

Choosing Your Unit's Branch Type

Most units also decide on a branch type for the unit as a whole. If the majority of marines in your unit are of the same branch, then you would choose that branch for your unit type. However, just because your unit is one type of branch, it doesn't mean you (individually) can't choose a different branch or MOS. An Aerospace unit, for example, can still have Medical, Special Operations, or any other type of personnel assigned to it. It is this flexibility in unit organization that makes Strike Groups so effective in combat.

Choosing Nicknames

Most units choose a nickname. This can be anything you like, as long as you follow some common sense. It can reflect your attitude, your specialty, a specific uniform standard, etc. Some examples include “The Black Rags” (they wear black bandannas on their head during paintball games), “The Wrecking Crew” (Combat Engineers, specializing in demolition), and “The Old Guard” (an Infantry unit that specializes in parade ground drills and ceremonies).

2.12 Okay, Now What?

You know how the SFMC is organized, who’s responsible for what, you’ve weighed the factors involved in setting up an MSG, and chosen a type of unit and your individual branch and MOS. What next? Look up the Brigade OIC to get your MSG number and get started. If there is no Brigade OIC, contact COFORCECOM. Once you decide on a unit number, let the Brigade OIC know. He’ll get commissioning approval for your unit from COFORCECOM and then add you to the unit roster and send you some paperwork (the basic report forms, etc.) to help you get started.

2.13 Activities for Your Unit

Have Fun!

Whatever you have been doing to have fun, just keep on doing it. Joining the STARFLEET Marines isn’t like the real world Marines, where you go away for a couple of months and get your head shaved. On the other hand, maybe you want to try something new. Different groups do different things for fun. Everything from bowling, putt-putt golf, and picnics to paintball, laser tag, and role playing games. The point of being in a fan club (which is a social organization, remember) is to have fun with a group of friends.

Make a Difference

The flip side of all this fun and games is community service; doing something to help your fellow man, the environment, or the future of the world.

While the SFMC does not require its members to perform any community service, it is encouraged, in the same fashion that STARFLEET encourages its members to do so. Once again, to make it perfectly clear: The STARFLEET Marine Corps does not expect or require that you or your unit perform community service activities or charity projects. We do, however, encourage it.

If you decide you do want to perform some kind of community service, then sit down with your fellow marines and think of a project you can do. Adopt-A-Highway clean up programs, coupon clipping for the Overseas Coupon Project, canned food drives, blood donations, whatever. Your community service doesn’t have to be something large or expensive like building schools for poverty stricken children in Bosnia. Volunteer to clean up a city park, or repaint a local elementary school’s playground equipment.

One area that sees very little STARFLEET focus is veteran’s organizations like the VFW, American Legion, and Marine Corps League. Activities that assist or support groups like these are particularly appropriate for SFMC units. Whatever you decide to do, be proud of what you achieve. Every little bit helps, and even if you only make a small difference, you are still making a difference!

Passing the Word

Once you’ve accomplished something, let someone know. Your Battalion or Brigade OIC would be a great place to start! If he doesn’t know about your work, he can’t do much in the way of recognition, can he? If you’ve come up with a simple and effective project for your group, let other groups know! They might be looking for something like that, or they might want to help you out! If you’ve discovered a fun new activity, or a unique twist on an old one, tell us about it! As your unit’s reputation grows, you’ll discover that more people will want to join and you’ll receive more cooperation and respect from civilians and other STARFLEET members.

SECTION 3 - Heraldry, Flags and Colors in the SFMC

3.1 Heraldry in the SFMC

A unit's patch or symbol, motto or slogan helps us to remember a unit's deeds in history. Each unit is encouraged to develop their own logo, nickname, motto and slogan. Some units have decided to start with a patch or logo which was or currently is used by a US military unit.

Logos - Two Points Of Difference

A policy of Two Points of Difference has been established for SFMC patches. Whenever a unit chooses an existing patch design, the unit should modify the patch in two ways. For example, add the MSG number, change the color on one of the components, add a different colored component, etc. For example, the 288th MSG purchased several US Army 75th Infantry Brigade patches because they had the basic things the members wanted (a sword on a shield-shaped background, since the unit is stationed on USS *Broadsword*). The patches were then embroidered with a green shamrock and a gold unit number—two points of difference result in a unique piece of SFMC heraldry.

Mottoes, Slogans and Nicknames

A motto is a phrase that symbolizes the unit's spirit and purpose. Mottoes are usually dignified and serious. The United States Marine Corps' famous "Semper Fidelis," which is Latin for "Always Faithful", is a perfect example. A slogan is usually more casual. Slogans are catchy, easy to remember, and tend to evoke some form of emotion. The famous battle cry "Remember the Alamo!" is a good example of a slogan. Nicknames give a unit a unique identity, and can come from just about any origin. Often, the nickname refers to some event in the unit's history, the equipment and tactics they use, or to some little habit they have.

3.2 Flags and Colors

Flags are cloth devices, usually with a distinguishing color or design, which have special meaning or serve as a signal. The flag of the United Federation of Planets is an example.

Colors usually refer to the national flag or the ceremony of raising or lowering the national flag. For the purposes of this section and for most real-world operations of the SFMC, colors shall refer to the national flag of the United States of America. Units operating in other countries should consult the national regulations and guidelines for their respective national flags.

Flags are usually 2 feet high by 3 feet long, or 4 feet high by 6 feet long and referred to as *Standards*. (Larger flags exist, but are usually only found at major installations, flying from large flagpoles). If a flag is trimmed on three sides with golden yellow fringe, it is referred to as a *Parade Flag* (a parade flag is also sometimes what *colors* refers to).

Honors to Colors

If not in a formation and passed by or passing the colors being carried, uncased, in a military formation, all SFMC personnel in uniform shall salute. If in a formation, personnel should salute together on the command of the OIC of the formation. The salute should be rendered on command, or when the colors approach within 30 paces. It should be held until the colors have passed.

When colors are raised/lowered at a mast/pole, all SFMC personnel in uniform within sight and hearing shall salute. The salute shall be held until the colors are properly closed up or run down when there is no national anthem or bugle call accompanying the ceremony. If there is a bugle call or anthem, the salute shall start on the first note of the music and be held until the last note. Personnel in vehicles should pull over and stop if it is safe to do so.

NOTE:

All units should submit a copy of their unit's logo, nickname, motto, and slogan (when used) to COFORCECOM for registration and archiving. This way every effort can be made to see to it that the SFMC units each have their own unique identity.

NOTE:

To render honors to colors while in civilian clothing com smartly to attention, remove headgear and place it (or your hand if no headgear is worn) over your heart. Women need not remove their headgear but should place their hand over their heart.

In salute to proper authority, state flags and organizational flags (i.e. - ship flags, unit guidons, the SFI flag, etc.) are dipped. The United States flag is never dipped, unless to return a salute initiated by another national color—the United States flag never initiates a salute by dipping first. Organizational flags may also be dipped in salute during any military ceremony while the national anthem, “To the Colors,” or a foreign national anthem is being played.

The National Anthem

When the national anthem is played, marines stand at attention and face the direction of the music. If the anthem is played at colors, those present face in the direction of the flag and follow saluting procedures detailed above. The same marks of respect prescribed for the playing of our national anthem are shown during the playing of a foreign national anthem.

Guidons

A guidon is a unit flag, usually mounted on an eight-foot wooden pole and carried by a guidon bearer during unit runs or marches. At other times it may be found mounted, hanging, or flying from a flagpole outside the unit’s area. SFMC guidons are red in color, with gold lettering and/or devices. They are 18 inches high by 30 inches in length. There is an optional 3 inch deep indent, centered in the trailing edge, forming two swallowtail points. All guidons are of the same standard size and color; only the lettering (2” high, block style) and Brigade insignia differs. Each guidon shows the unit name across the top (i.e., 001st MSG, 002nd MSG, 003rd MSG, etc...), the Brigade insignia in the center and the words “STARFLEET Marine Corps” (or SFMC) across the bottom.

3.3 Streamers

Streamers are awards that are given to a unit for attaining certain levels of performance as indicated below. The streamers themselves are easy to create with readily available materials from almost any fabric store. The streamers are all 3” in width and 36” long, the color and lettering of each Streamer is indicated in the award description. Streamers can be made by obtaining the proper color fabric, hemming the edges to the correct size and then applying 2” iron-on letters as indicated in the award description, below.

The streamers are to be fastened on the unit’s guidon pole directly above the guidon and below the cap. If the unit does not have a guidon, they may fasten the streamers earned by their unit on the pole for their SFMC/STARFLEET flag, if they have one or to an empty pole until the unit can create or purchase their guidon or SFMC/STARFLEET flag.

Streamers for past years may only be awarded for the Meritorious Unit Citation, Legion of Valor and Legion of Honor awards.

The current streamers used by the SFMC are listed below. Additional Streamers may be authorized as the General Staff decides which performance levels can be accurately measured for use in this program.

SFMC Streamers

Reporting Award

Awarding Authority: BDE OIC (for MSG and BN level units)
COFORCECOM (for BDE and higher level units)

Frequency: Annual (one per unit per year)

Description: Red with Gold Lettering. Lettering is REPORTING and the year of the award.

This award is given to any unit with a perfect 100% on time reporting record for an entire calendar year (January to December). Any late or missed report will disqualify the Unit from earning this award.

Recruiting Award

Awarding Authority: BDE OIC
Frequency: Annual (one per MSG per year)
Description: Light Blue with Gold Lettering. Lettering is RECRUITING and the year of the award.

This award is given to any MSG that recruits at least 10% of their unit strength (based upon January 1-or later for newly activated units-strength) in any given year. The new recruits (and starting unit strength) must be properly reflected in the STARFLEET Database as marines (either Active or Reserve status).

Participation Award

Awarding Authority: BDE OIC (for MSG and BN level units)
 COFORCECOM (for BDE and higher level units)
Frequency: Annual (one per unit per year)
Description: Green with Black Lettering. Lettering is ACTIVITY and the year of the award.

This award is given to any unit that has at least 20% of its members attend either the BDE Muster (or Regional Summit), other Marine specific Activities within the BDE, Marine specific activities in other BDEs (Musters, paintball, etc...) or the International Muster, as identifiable Marines. Members who attend both cannot be counted. This must be 20% of the unit made up of distinct individuals.

SFMC Staff Service Award

Awarding Authority: Commandant
Frequency: Annual (One per member per year)
Description: Royal Blue with White lettering, as indicated below, and the year of award.

This streamer is awarded for members of a unit (MSG level only) serving the SFMC at the Corps level. More than one streamer may be awarded to a unit based upon the Corps level posts held by the unit's marines, but only one (1) streamer may be awarded per marine each year. The lettering on the streamer is based upon the post held by members of the Unit. The positions eligible for this award, and the respective, lettering will be:

- Branch Director/SFMC School Director:** SFMCA
- SFMC WebTeam:** WEBTEAM
- SFMC Public Information Officer:** PIO
- Deputy Commander, SFMC Command:** DCO (FORCECOM, FINCOM, INFOCOM, TRACOM)
- Commander, SFMC Command:** CO (FORCECOM, FINCOM, INFOCOM, TRACOM)
- Sergeant Major, SFMC:** SGM SFMC
- Deputy Commandant:** DEPDANT
- Commandant:** DANT

BDE Staff Service Award

Awarding Authority: BDE OIC
Frequency: Annual (One per member per year)
Description: Black with Red lettering, as indicated below, and the year of award.

This streamer is awarded for members of a unit (MSG level only) serving the SFMC at the BDE or BN level. More than one streamer may be awarded to a unit based upon the Corps level posts held by the unit's marines, but only one (1) streamer may be awarded per marine each year. The lettering on the streamer is based upon the post held by members of the Unit. The positions eligible for this award, and the respective, lettering will be:

- Brigade OIC:** BDE OIC
- Brigade Deputy OIC:** BDE DOIC
- Brigade SGM:** BDE SGM
- Battalion OIC:** BN OIC
- Battalion Deputy OIC:** BN DOIC
- Battalion SGM:** BN SGM
- Other Authorized BDE Staff:** (Staff Post Name)

NOTE:

Rendering the hand salute should only be rendered when wearing headgear. Please see the next section regarding the proper wearing of headgear."

Community Service Award

Awarding Authority: BDE OIC (for MSG and BN level units)
COFORCECOM (for BDE and higher level units)
Frequency: Annual (one per unit per year)
Description: Silver/gray with Gold Lettering. Lettering is SERVICE and the year of the award.

This award is given to any unit that donates at least 250 hours of time (combined from all members of the unit) to Community Service projects (Toys for Tots, food drives, charity fundraisers, etc...) during the calendar year (at least one-half of the units in the BDE must earn this award to authorize the BN/BDE level streamers).

Meritorious Unit Award

Awarding Authority: BDE OIC (for MSG and BN level units)
COFORCECOM (for BDE and higher level units)
Frequency: Annual (one per unit per year)
Description: White with Blue Lettering. Lettering is MUC and the year of the award.

This streamer may be added to the unit's guidon after they have been awarded the Meritorious Unit Citation.

Legion of Valor Award

Awarding Authority: BDE OIC
Frequency: Annual (one per BDE per year)
Description: Gold with White Lettering. Lettering is VALOR and the year of the award.

This streamer may be added to the unit's guidon after they have been awarded the Legion of Valor.

Legion of Honor Award

Awarding Authority: Commandant
Frequency: Annual (one per year)
Description: Gold with Red Lettering. Lettering is HONOR and the year of the award.

This streamer may be added to the unit's guidon after they have been awarded the Legion of Honor.

Marine Unit Readiness Program

Awarding Authority: COTRACOM
Frequency: As needed
Description: Royal Blue with White lettering, as indicated below, and the year of the award

This streamer is awarded to Units who participate in the MURPS program. The streamer is to bear the following text:

MURP [Abbreviation for the primary BOS of the unit] Year of the award

For example, a streamer for a unit certified in Aerospace Medicine in 2005 might look like this:

MURP AEMD 2005

SECTION 4 - Ranks

Rank in the STARFLEET Marine Corps is structured similarly to that of STARFLEET. The accompanying rank & insignia chart will help you to understand this structure. Study it carefully, paying particular attention to the abbreviations, which will be used extensively from this point forward.

Grades vs Ranks

In order to simplify comparison between the “naval” and “marine” rank systems, the SFMC often refers to “grades” as opposed to “ranks”. While a rank is a title, like “colonel”, a grade (occasionally referred to as a “pay grade”) is an alphanumeric designator, like “O5” which is the same for both naval and marine ranks. In other words, an O6 (naval CAPT, marine COL) always outranks an O5 (naval CMDR, marine LTC) regardless of whether his rank is SFI or SFMC.

Please note that if a member of STARFLEET wishes to participate in the fan club as a marine, they are entitled to use the ground forces rank structure, as shown in this manual and the STARFLEET Membership Handbook. That is to say, if your Chapter CO promotes you to a grade of O5 and you are a marine (Active or Reserve), you are entitled to use the Marine rank of Lieutenant Colonel, even though your non-marine shipmates who are O5s go by Commander. Using the Marine rank does not change your responsibilities or rights as a member of SFI, it merely designates you as a marine.

Promotions

In STARFLEET, promotions up to the grade of O5 are handled strictly by your SFI Chapter. Promotion to the grade of O6 is handled by the Regional Coordinator, and Grades of O7 or higher are awarded by STARFLEET’s Executive Committee. In different chapters, promotions are handled in different ways. Some ships use a point system, awarding points for activities and then promoting you when you accumulate enough points. Other chapters vote as a group on whether or not a member of the chapter deserves a promotion. Still others base their promotions on time-of-service with the club, requiring a certain minimum time in the group before you can be promoted another grade of rank. As you can see, there are probably as many ways to handle promotions as there are chapters in STARFLEET. This is the primary reason why the SFMC does not promote. However, we do offer our recommendations and evaluation of a Marines’ service, if requested by the Chapter CO or Executive Committee.

SFMC Ranks and Insignia

In the SFMC, we use a rank structure very similar to the 20th century United States Marine Corps and United States Army. This is done for two important reasons. First, it allows us to use some commercially available rank insignia with only slight modifications necessary to make it distinctly ours. Second, it is easily understood by anyone with even a little military experience. Our system also nicely correlates with the system already used by SFI.

There are two basic forms of rank: enlisted and officer. The enlisted ranks are separated into grades E1 through E9. From lowest grade to highest, the enlisted ranks are Private (PVT), Private First Class (PFC), Lance Corporal (LCPL), Corporal (CPL), Sergeant (SGT), Staff Sergeant (SSGT), Gunnery Sergeant (GSGT), Master Sergeant (MSGT), First Sergeant (1SGT), Master Gunnery Sergeant (MGSgt), and Sergeant Major (SGM).

At grades E-8 & E-9 there are two possible ranks, reflecting two different NCO career tracks: administrative and technical specialist. At E-8, a Marine may choose to be either a 1SGT (admin) or a MSGT (tech). The Marine should then follow the appropriate track at E-9: SGM (admin or MGSgt) (tech). Please see the SFMC Enlisted Manual for further discussion of these ranks. There is no functional difference in the ranks at either grade in the STARFLEET Marine Corps.

One SGM is appointed by the Commandant to the position of Sergeant Major of the STARFLEET Marine Corps (abbreviated as SGM/SFMC). This is a duty assignment, not a rank.

In a similar fashion, the officer ranks are separated into 11 grades (O1 to O11). From lowest to highest, they are Second Lieutenant (2LT), First Lieutenant (1LT), Captain (CPT), Major (MAJ), Lieutenant Colonel (LTC), Colonel (COL), Brigadier (BDR), Brigadier General (BGN), Major General (MGN), Lieutenant General (LGN) and General (GEN). There is no equivalent to STARFLEET’s rank of Fleet Admiral, as that rank indicates the individual who is elected President of SFI.

NOTE:

Enlisted ranks fall below officer ranks in the Chain of Command, even though many senior NCOs are much more experienced and knowledgeable than the junior officers commanding them. In fact, there is a standing joke in the service that the only rank lower than Private is Second Lieutenant.

Tips on Understanding Marine Officer Rank

A handy way to remember the order of rank for general officers is the mnemonic: “Be My Little General” which refers to the ranks Brigadier General, Major General, Lieutenant General and General in order from lowest to highest.

A STARFLEET Marine captain (O3) is very different from a STARFLEET naval captain (O6). In the real world military, anytime a marine captain serves aboard a navy vessel, he is referred to as major (one rank above his actual rank). This is to prevent confusion during combat or emergencies, since there can only be one “Captain” aboard a Navy ship. Likewise, whenever another naval officer with the rank of captain was aboard, he was referred to as commodore.

Since nearly all chapters in STARFLEET are ships, it poses an interesting problem for the STARFLEET Marines with the rank of captain (O3). Not surprisingly, we have adopted a similar method for reducing confusion. In all situations where a marine officer with the rank of captain (O3) has that rank announced aloud (as in presentation of awards and formal functions), they are referred to as “Marine Captain.” Likewise, whenever such officers compose correspondence (including e-mail), they designate their rank as “Captain, SFMC.” When abbreviating rank, a marine captain uses “CPT” whereas a naval captain uses “CAPT”.

The Non Commissioned Officer Corps

Because STARFLEET is based on Star Trek, and Trek episodes and movies deal mostly with officers, there are far more officers in SFI than there are enlisted personnel. There are only a handful of enlisted characters shown on Trek, and most of those tend to get eaten or otherwise killed in short order.

While this isn’t really a problem in SFI, in the STARFLEET Marines we have a higher percentage of enlisted rank members. This is because we try much harder to recruit and retain enlisted members.

The STARFLEET Marine Corps works to recruit and retain enlisted members through developing and maintaining a body of dedicated enlisted Marines, known as the NCO Corps.

The nine enlisted ranks are further divided by designating grades E4 through E9 as Non Commissioned Officers (NCO’s), with E4 through E6 being Junior NCO’s and E7 through E9 as Senior NCO’s. All enlisted Marines who hold grades of rank from E4 through E9 are considered members of the NCO Corps.

Warrant Officers

From their history in the real world militaries of the 20th century, the Warrant Officer (WO) has a place within the SFMC. The Warrant Officers serve in those fields and billets that are too specialized in scope for unrestricted officers and billets that require a Marine in a grade above staff non-commissioned officers. Warrant officers are, in essence, the technical specialists of the SFMC and serve to fill in holes that would normally require an officer to cover, thus freeing the officer for more essential tasks such as base, unit or department administration.

Warrant Officers are accessed exclusively from the Marine Corps’ enlisted ranks and are considered enlisted personnel for purposes of annual awards and promotions.

Warrant officers are accessed from enlisted Marines with (usually and historically) 3-5 years time in service and primarily from the grades of SGT-GSGT.

The Warrant Officer grades are:

- Warrant Officer (WO)
- Chief Warrant Officer Two (CWO-2)
- Chief Warrant Officer Three (CWO-3)
- Chief Warrant Officer Four (CWO-4)
- Chief Warrant Officer Five (CWO-5)

The rank insignia to be worn by Warrant Officers is the gold "half pip" (the gold/black pip worn to distinguish Lt. Commander from Lieutenant by STARFLEET). One pip is worn for WO, 2 pips for CWO-2, 3 pips for CWO-3, 4 pips for CWO-4, and 5 pips for CWO-5.














































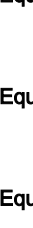
It is intended that those selected for Warrant Officer demonstrate advanced knowledge of the SFMC, and leadership abilities in their chosen career field. Therefore, it is SUGGESTED that the following criteria be used for selection of Warrant Officers by Chapter CO's and MSG OIC's for the promotion of any enlisted marine to the rank of WO-1:

1. 3-5 years in service to the STARFLEET Marine Corps;
2. Hold the minimum rank of Sergeant;
3. Be promoted, by the chapter CO, to the rank of WO1. NOTE: Warrant Officer promotions are chapter promotions and not FLEET/SFMC;
4. Complete OTS, PD-10, IN-10, LD-10, and NCO-10); and
5. Complete a minimum of the -20 level course in their chosen Branch of Service.











It is strongly suggested that promotion to CWO-2 through CWO-5 require a minimum of 2 years time in grade for promotion and that promotion to CWO-2 require the marine to complete the -30 course for their chosen Branch of service as well as PD-20, LD-20, NCO-20 and IN-20. It is further suggested that CWO-3 candidates have completed OCC, PD-15, LD-27 and NCO-30.

Warrant Officers who reach the ranks of CWO-5 have only one option for further advancement: Become a fully commissioned Officer and continue their career advancement. Otherwise a CWO-5 may continue to serve in that rank and assignment until they decide to retire for whatever reason





































STARFLEET Marine Corps Rank Comparison Chart
 2260's and 2280's to Present
 Officer Grades

Officer Grade	2260's		2280's to Present	
	SFMC Rank	Starfleet Rank	SFMC Rank	Starfleet Rank
O12 Fleet Admiral	No Equivalent		No Equivalent	
O11 General / Admiral				
O10 Lieutenant General / Vice Admiral				
O9 Major General / Rear Admiral				
O8 BGEN / Commodore				
O7 Brigadier / Fleet Captain				
O6 Colonel / Captain				
O5 LTC / Commander				
O4 Major / LCDR				
O3 Captain (Marine) / Lieutenant				
O2 1st Lieutenant / Lieutenant (JG)				
O1 2nd Lieutenant / Ensign				

STARFLEET Marine Corps Rank Comparison Chart
 2260's and 2280's to Present
 Warrant Officer Grades

Officer Grade	2260's		2280's to Present	
	SFMC Rank	Starfleet Rank	SFMC Rank	Starfleet Rank
W5 SFMC: Chief Warrant Officer 5 STARFLEET: No Equivalent		No Equivalent		No Equivalent
W4 SFMC: Chief Warrant Officer 4 STARFLEET: No Equivalent		No Equivalent		No Equivalent
W3 SFMC: Chief Warrant Officer 3 STARFLEET: No Equivalent		No Equivalent		No Equivalent
W2 SFMC: Chief Warrant Officer 2 STARFLEET: No Equivalent		No Equivalent		No Equivalent
W1 SFMC: Warrant Officer STARFLEET: No Equivalent		No Equivalent		No Equivalent

STARFLEET Marine Corps Rank Comparison Chart
2260's and 2350's to Present
Noncommissioned Officer Grades

Officer Grade	2260's		2280's to Present	
	SFMC Rank	Starfleet Rank	SFMC Rank	Starfleet Rank
E9 SFMC: Sergeant Major SFMC STARFLEET: Master Chief Petty Officer SFI		No Image Available		
E9 SFMC: Sergeant Major STARFLEET: Master Chief Petty Officer		No Image Available		
E9 SFMC: Master Gunnery Sergeant STARFLEET: Master Chief Petty Officer		No Image Available		
E8 SFMC: First Sergeant STARFLEET: Senior Chief Petty Officer		No Image Available		
E8 SFMC: Master Sergeant STARFLEET: Senior Chief Petty Officer		No Image Available		
E7 SFMC: Gunnery Sergeant STARFLEET: Chief Petty Officer		No Image Available		
E6 SFMC: Staff Sergeant STARFLEET: Petty Officer First Class		No Image Available		
E5 SFMC: Sergeant STARFLEET: Petty Officer Second Class		No Image Available		
E4 SFMC: Corporal STARFLEET: Petty Officer Third Class		No Image Available		
E3 SFMC: Lance Corporal STARFLEET: Crewman		No Image Available		
E2 SFMC: Private First Class STARFLEET: Crewman Apprentice		No Image Available		
E1 SFMC: Private STARFLEET: Crewman Recruit		No Image Available		

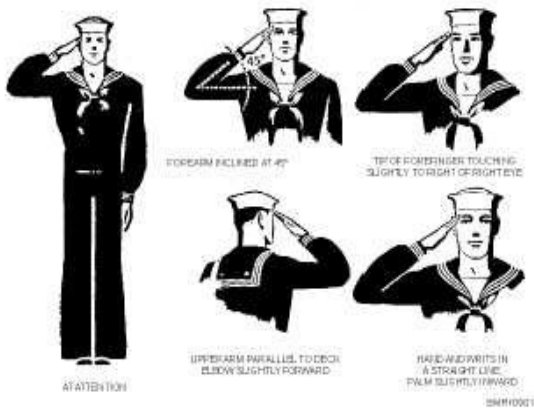
**THIS PAGE
INTENTIONALLY
BLANK**

SECTION 5 - Military Courtesy And Customs

Military courtesy is the mutual respect shown between subordinates and their superiors. It is basic to military discipline and is founded upon respect for, and loyalty to, properly constituted authority. Every feature of military life has its effect on discipline and courtesy.

The Hand Salute

While no longer used in STARFLEET, the hand salute is one of the many ancient military traditions that are still observed by the STARFLEET Marine Corps. The hand salute is a formal rendering of courtesy by military personnel. It is both recognition of military rank and authority, and is a greeting exchanged between members of a unique professional organization with special rules and codes of conduct. This section contains only the basics of the hand salute.



Note:

Rendering the hand salute should only be rendered when wearing headgear. Please see the next section regarding the proper wearing of headgear.

How to Salute:

You may salute without command from attention, while walking, or while seated in a vehicle. When walking, it is not necessary to halt to salute. Keep walking, but at attention. The salute is rendered when

the person or color to be saluted is six paces distant, or at the nearest point of approach if it is apparent that he/she (it) is going to approach to within six paces. The salute will not be rendered if the person (colors) to be saluted does not approach within thirty paces. Hold the salute until the person (colors) saluted has passed or the salute is returned; then bring your hand smartly to your side.

1. Raise your right hand smartly in the most direct manner until the tip of your forefinger touches the lower part of the headgear above and slightly to the right of your right eye.
2. Your thumb and fingers should be straight and touch each other.
3. You should be able to see your entire palm when looking straight ahead.
4. Your upper arm should be level with the deck and forearm at a 45-degree angle.
5. Your wrist and hand should be straight, a continuation of the line made by your forearm.
6. At the same time, if not in ranks, turn your head and eyes toward the officer you are saluting. Hold the salute until the officer has returned or acknowledged it, and then bring your hand smartly to your side.

Marine personnel under arms render the salute as prescribed for the weapon with which they are armed. Always salute with precision and enthusiasm. Never salute with anything in your hands or mouth, or if you are out of uniform.

When and When Not to Salute:

SFMC personnel in uniform are required to salute when they meet and recognize persons entitled (by grade or billet) to a salute except when it is inappropriate or impractical (in public conveyances such as public transport shuttles and other public conveyances, in public places

NOTE:

Accompanying the hand salute with an appropriate greeting such as, "Good morning, sir," is encouraged. Do not mumble a greeting, but use only enough volume to make yourself heard. You should not greet people in the same tone of voice that you use when evacuating a burning shuttle.

NOTE:

A tradition is to call a Marine Captain a Major while on board ship. This is done as to not create any confusion in conversation when talking about the Captain (CO) of the ship and the Marine Captain.

such as inside theaters, or when driving or piloting a vehicle). Specifically salutes are rendered; 1) when the UFP or any Earth (Sol) national anthems are played, 2) to any uncased National Colors outdoors, 3) on ceremonial occasions as prescribed elsewhere, 4) at reveille and retreat ceremonies, during the raising or lowering of the flag, 5) during the sounding of honors, 6) when turning over control of formations, 7) when rendering reports, 8) to officers of friendly foreign worlds, and 9) when embarking and disembarking any military vessel. Salutes are not required; 1) when indoors, except when reporting to an officer or when on duty as guard, 2) when saluting is obviously inappropriate, such as carrying articles in both hands, 3) when wearing civilian clothes.

Note:

Saluting should always be undertaken intelligently and only when headgear is worn.

Whom to Salute:

Enlisted personnel salute officers, regular and reserve, of any of the Starfleet or UFP military, and foreign military and officers whose Governments or planets or races, are formally recognized by the United Federation of Planets. Officers salute only those officers which are above their grade. Enlisted personnel themselves are not normally saluted. Exceptions to these guidelines are personnel standing watch as Officer of the Watch (OW), Officer of the Deck (OD), or Command Duty Officer (CDO).

Regardless of your comparative grades, these officers should be saluted when you are ordered to report to them. Recipients of the Gold Nebula should also be saluted regardless of comparative grades. This award is considered the Medal of Honor for the SFMC, and recipients of this award who are displaying this ribbon may be saluted under any circumstance.

Reporting

Sometimes it is necessary to report to an officer. To report indoors or aboard ship, first remove your headgear and knock or signal at the doorway. If the door is open, request permission to enter. Then follow the following steps;

1. Approach the officer at attention
2. Halt about two paces from the officer.
3. Render a salute if it is appropriate, and say, "Sir (Ma'am), (your name and rank) reporting as ordered."
4. If a salute is appropriate, hold the salute until it is acknowledged.
5. Salute after business is completed (only if you saluted at the beginning) and wait for the return of your salute or an acknowledgement.
6. Take one step backward, execute an about face, and depart at attention.

Headgear

Generally, headgear should not be worn indoors and always worn outdoors when in uniform. However, the highest ranking officer by billet in attendance, may choose to reclassify any indoor activities as outdoor activities. This means that headgear must be worn at all times indoors in any common areas where members gather outside of meeting spaces. These areas include lobbies, corridors, hallways, atriums, etc... In this case Marines remove their headgear when they enter a room, meeting space, or when they report.

Another exception to not wearing headgear indoors is when you are under arms. If you are under arms, that is armed, you keep your headgear on indoors. Officers and enlisted men under arms uncover only when: 1) seated as a member of (or in attendance in) a court or board, 2) entering places of divine worship, 3) in attendance at an official reception.

In any case, when not wearing your headgear, it should be stowed neatly and appropriately on oneself.

Forms of Address used by Officers

When addressing or greeting a superior officer, address him as “sir”, by rank (“Captain”), or by rank and last name (“Admiral Wilson”). When addressing an officer of equal or lower rank, you may also address him by first name if you have his permission. Naval officers below the rank of Commander may be addressed by the title “Mister” with or without their last name (“Mister Brown”). To address an NCO, use their rank only or rank and last name. Enlisted personnel below NCO may also be addressed simply by the term, “marine.”

Forms of Address used by Enlisted

Enlisted personnel always address officers by either, rank, rank and last name, or “sir.” When addressing enlisted personnel who are of lower rank, but not an NCO, you may use their last name (Jones) or the term “marine.” To address an NCO, use their rank, or rank and last name.

Other Forms of Address

By tradition, the commanding officer of any ship, no matter what his rank, is properly addressed as “Captain.” An officer in the Medical Branch is addressed and referred to by title, or as “Doctor” when appropriate. A chaplain may always be called “Chaplain” no matter what his rank. Marines should always introduce unacquainted persons to each other: The junior in rank is introduced to the senior; regardless of rank, all personnel are introduced to a chaplain.

Other Courtesies

The command “Gangway!” should be given by anyone who observes a SFMC or SFI officer approaching where passage is blocked. The courtesy is also extended to important civilians. The senior NCO present is responsible for clearing the passage properly and promptly. Enlisted personnel do not clear a passage for themselves or other enlisted men this way, but should say, “Coming through.”

**THIS PAGE
INTENTIONALLY
BLANK**

SECTION 6 - Branch of Service, MOS and Common Duties

6.1 Branch of Service and MOS

All of the jobs in the Starfleet Marine Corps are grouped together by type, and are referred to as “Branches of Service.” All the jobs relating to flying aircraft, for example fall under the Aerospace branch. Everything related to tanks is in the Armor branch, and so on.

Most branches have a number of specialties within them, which are called Marine Occupational Specialties, or MOSs. Here is a list of the branches currently available within the SFMC, and a brief explanation of each. With each branch is a (very) basic list of MOS types available. For more information, check with CO-TRACOM for the specific branch you are interested in.



Support (100 series MOS numbers)

The Support Branch is the SFMC's largest and most complex. Combat support and combat services support functions ranging from military intelligence and signal corps, logistics and research & development and are encompassed by the Support Branch. Examples of MOSs within this branch include; Quartermasters, Intelligence Analysts, Computer Technicians, Military Police, Musicians and a host of other MOS descriptions that fall outside of the direct-combat concept. The Support Branch contains nearly 60 distinct organizational components which employ millions of marines and civilians.



Medical (0200 series MOS numbers)

Members of this branch provide first aid and surgical support of all types during combat operations. Examples of MOSs within this branch include Combat Medics, Nurses, Flight Surgeons, and Xenophysicologists. It is important to note that SFMC medical personnel often function where there is no advanced support by Starfleet medical assets like a ship's medical section. They must face the dual challenge of keeping the wounded alive with a minimum amount of equipment and staying alive themselves (as the enemy often disregards the noncombatant status of medical personnel).



Infantry (0300 series MOS numbers)

Infantry is the fundamental combat force of any military and the cornerstone of the Corps. There are two basic types of infantry in the SFMC: Light Infantry and Powered Infantry. Light Infantry resemble their historical counter-parts of the late 20th Century—well equipped, smart, and agile. Powered Infantry adds a new dimension to the battlefield. Wearing self-contained, heavily armed and armored powered suits, each carries firepower nearly equal to an entire squad of Light Infantry. Examples of MOSs in this branch include the basic Infantryman, as well as Light and Heavy Weapons specialists, Scout/Snipers, and a variety of unique Powered Infantry specialties.



Armor (0400 series MOS numbers)

This branch consists of Artillery, Mechanized Infantry, Surface Engagement, and Cavalry. Artillery units provide fire support and air defense to ground units. Mech Infantry provides fast and protected transportation for infantrymen. Surface Engagement uses heavy firepower in the direct assault or defense. The Cavalry provides reconnaissance and security for other ground forces. This branch is often referred to as a “sister service” to Mecha, because of the similarities in their operational doctrine. MOSs in the Branch include Armored Fighting Vehicle Pilot/ Vehicle Commander, Artillery Spotter, Infantry Fighting Vehicle Systems Operator, and many more.



Mecha (0500 series MOS numbers)

Mecha are large, heavily armed and armored humanoid vehicles capable of a formidable variety of combat applications from assault to air defense. Not as fast as armored units on open ground, they still carry a tremendous amount of firepower, and can do many things that traditional armor cannot. They have a limited but vital application on the modern battlefield, and Mecha forces are usually elite units with high esprit de corps. MOSs include pilot specialties for the wide range of Mecha vehicles, as well as jobs for systems operators and support personnel, which naturally come with fielding such a technologically complex combat force.



Aerospace (0600 series MOS numbers)

Aerospace personnel fly and maintain aerospace fighters, attack craft, cargo transports, and other Marine transatmospheric craft like drop shuttles and medic-vac transports. Other members of this branch coordinate and assist pilots in their duties. Examples of MOSs in this branch include pilot specialties for all the assorted crafts, as well as jobs like Aerospace Intercept Officer and EW Specialist. Common missions in Aerospace include ground support, aerospace superiority, interdiction, and interception. Because of that last type of mission, Aerospace pilots are considered either very brave or insane. Of course, they feel the same way about the Infantry.



Combat Engineer (0700 series MOS numbers)

Combat Engineers perform the duties of construction, demolition, and survey in a variety of environments (underwater, underground, deep space, etc.) and under direct combat conditions. When the Infantry needs defensive obstacles, they call the Engineers. When Armor needs to breach an obstacle, they call the Engineers. When Community Relations needs 200 portable toilets for an air show...well, you get the idea. MOS examples in the Branch include Heavy Construction Equipment Operator, Field Scientist (Geology), Combat Ecologist, Sapper, Diver, and CBR Specialist.



Special Operations (0800 series MOS numbers)

Because the SFMC has so much space to cover and only so many rapidly deployable resources in any given sector, the Corps relies more heavily on its Special Forces than perhaps any other military force in history. These "force multipliers" can conduct unconventional warfare that can augment, and sometimes even substitute for, conventional ground force deployment. Members of this branch perform unconventional and often classified duties like small unit raids or hostage rescues. These duties often involve working without friendly support and inside hostile territory. Examples of MOSs in this branch include Weapons Sergeant, Team Medic, Interpreter/Linguist, and Datawarfare Specialist.



Maritime Operations (0900 series MOS numbers)

If you follow the traditions of the Marines back to its very beginnings, there is one thing that differentiates it from other soldiers... the fact that they rode ships to where they needed to go. After many long years, the SFMC has returned this proud element to the Corps. The Maritime Operations branch is responsible for all seaborne operations. MOS examples include Signalman, Ocean System's Technician, Master at Arms, Gunner's Mate, Turbine Technician, and Hull/Repair Technician.

6.2 Common Duties of a Starfleet Marine

There are two general categories of assignments for all marines. These are referred to as Garrison Force and Fleet Marine Force. A Garrison Force is assigned shore duty; that is, they are assigned to a planetary base, starbase, or station. Fleet Marine Forces are assigned to Starfleet vessels, either as the ship's Marine Detachment (MARDET), or as a "deployment force" which is embarked on the ship in order to rapidly respond to crises when the Federation finds such a force useful and appropriate. Marines are rotated regularly between the two general assignments, to keep skills and motivation at the highest level. Below is a listing of some common duties for marines assigned to each force.

Garrison Force Duties

Garrison Defense: This type of duty accounts for the lion's share of Garrison Force marines by far. This is a role historically more suited to forces known as "armies". However, since the SFMC is the *entire* Starfleet ground force, it must serve both the traditional "marine" roles of assault and security, as well as the "army" roles of large-scale ground warfare and defense. Gone are the days when marines took the beach and the army moved in and garrisoned the area—the Starfleet Marines now must do both jobs.

Training and Doctrine Command: The marine is assigned to a training unit, either as an instructor or as a student. The training may be a new skill, or a refresher on some essential task like first aid. The Marine may attend the Marine Academy or be placed on minimal duties while he attends a civilian university or other educational institution.

Courier: The marine may serve as an armed classified courier, carrying important documents to and from various military and/or scientific offices. Such documents are often too sensitive to trust to standard electronic transmission, or require a physical sample to be transferred.

Armed Escort: The marine may serve as an armed escort for a diplomat, high-ranking officer, VIP, or even a prisoner. This often requires the marine to dress incognito and serve under the leadership of a Starfleet Security officer.

Brig/MP: For many Starfleet and planetary installations, Marines may be assigned to man heavy weapon stations or patrol in powered armor suits, assisting Starfleet Security personnel. Many Starfleet brigs are operated by marine correctional officers.

Embassy Duty: Marines serve as a visible representation of Federation military commitment and potential by serving at any of the many Federation embassies throughout the quadrant. Site security, courier duty, and protocol functions are common duties during this assignment.

Military Attache/Aide de Camp: The marine may be assigned as a personal or staff assistant to a SFMC general officer, or to Starfleet Admiralty. Considered by some to be the best duty available, after embassy duty on Risa.

Research and Development: A marine may be assigned to the R&D division of the Support Branch, or may work directly with the Starfleet Materiel Command, and tasked with developing and testing new equipment or weaponry. Testing weapons is even less popular duty than you might first suspect, and can be hazardous. There is a widely held belief among the Corps that scientists consider Starfleet Marines to be 'damage resistant expendable test assets.'

Recruitment: A marine may be assigned duty at any one of the Starfleet Marine Corps recruiting centers. Some of the very best marines are assigned this duty for at least some portion of their careers, serving as an example of what service in the Corps can do, and what it can mean

Fleet Marine Force Duties - MARDETS

Boarding Party: A ship's MARDET often forms part or all of a boarding party (depending on size and qualifications of the Starfleet Security department on board). Boarding parties are assault teams that board hostile vessels with the intention of seizing or destroying it. Transporters, shuttles, and armored space suits are all methods used to transport boarding parties.

Landing Party: Marines from a ship's MARDET often participate in Away Missions as part of a ship's landing party. The marine is usually tasked to participate as either additional security for the team, or as the team expert on military matters.

Sentry Duty: A Ship's Captain may order sentries posted at various sensitive areas under a variety of readiness or combat conditions. On ships with MARDETs, this duty normally falls to the marines.

Gun Crews: Marines from a ship's MARDET often man certain weapons systems or stations aboard ship when the ship engages targets or requires defense. Although the generic term for this duty in "Gun Crew", Marines may man phasers, torpedo launchers, or other defensive systems.

Damage Control: This is a common duty for Marines who are not needed for gun crews, surface operations, or flight duty. Squads of marines, with or without Powered Armor suits, work under the supervision of Starfleet Engineering personnel to fight fires, remove damaged components and repair ships' systems.

Search, Missing Person: This is an uncommon but extremely important duty for a MARDET. A search in which teams of crewmen and marines physically check all ships' spaces that could possibly contain an injured or lost person. This type of search is predicated on the assumption that the missing person wants to be found, and searchers are not usually armed for this type of search.

Search, Unknown Device: A variation of the missing person search, except the purpose of the search is to discover a hidden or missing object (a bomb, homing transmitter, etc.) This is a much more detailed search, because devices are much easier to conceal than people. Powered Armor suits may even be used to search the exterior hull surfaces.

Search, Intruder Aboard: An armed and exhaustive search, in which one or more hostile persons are believed to be aboard. Armed combat teams must rapidly search and secure all vital areas of the ship, killing or incapacitating any enemy personnel encountered, until the entire ship is secured.

Repel Boarders: The exact opposite of Boarding party duty, as marines try to prevent enemy boarding parties from seizing or destroying areas of the ship. This can be extremely difficult and hazardous, because while the Marines must try to avoid collateral damage to the ship's systems and crew, the enemy boarders are rarely under the same restrictions.

Ship's Armorer: Because of a marine's expertise in a variety of weaponry, he may be assigned duty as the Armorer for the entire ship's crew, or for a secondary marine armory or weapon's locker. Additionally, a Marine may serve as the quartermaster for equipping Away Teams.

Fleet Marine Force Duties-Deployment Forces

Surface Action: Also known as amphibious operations, these missions consist of action against opposing ground forces (rioting civilians, terrorists, or conventional military units). Usually involves direct combat. The majority of Deployment Forces are designed for amphibious operations—which today mean operations from orbit to a planetary surface (historically, amphibious referred to deploying forces from the sea to the land).

Aerospace: Members of the Aerospace branch may be assigned to a marine squadron on a carrier, or tasked to serve as shuttle pilots in support of their ship. On a carrier, the Marines are not normally tasked to act as shuttle pilots, except in the case of assault shuttles.

SECTION 7 - Uniforms

7.1 Uniform Standards

Purpose of the Uniform

The purpose of a uniform is to provide identification and evidence of your profession, and your standing within that profession, through the use of insignia, equipment and accessories. The purpose of SFMC uniform regulations is merely to provide a standard professional appearance that allows a STARFLEET Marine to be easily recognized as such. ***Your dress, appearance, and conduct are a reflection of your own self respect. It is also a prime indicator of the degree of respect with which you regard your service to the STARFLEET Marine Corps.***

When Wearing the Uniform is Recommended or Prohibited

Wear of the Marine uniform is never required, but when it is worn it is required to be worn correctly. The Marine uniform can be worn at any Marine, ship, or fan function where the Marine uniform would seem appropriate in context.

Wear of the uniform is prohibited under the following circumstances:

- In connection with the promotion of any political or commercial interests.
- Except as authorized by competent authority, when participating in public speeches, interviews, picket lines, marches, rallies or public demonstrations.
- When wearing the uniform would bring discredit upon the SFMC.

Uniform Appearance and Fit

Uniforms should be properly fitted, clean, serviceable, and pressed as necessary. While absolute uniformity of appearance cannot be expected, personnel must project a professional image that leaves no doubt that they are accountable to a common standard. Uniforms should be kept buttoned and zippered, metallic devices should be kept in proper luster, shoes should be cleaned and shined, and pant and shirt cuffs should not be excessively long or short.

Personal Appearance

It is the responsibility of commanders to assure their uniformed personnel present a neat and professional appearance, and it is the duty of each Marine to take pride in his or her appearance. Hair on the top of the head should be neatly groomed and not unruly or unkempt. If longer than the shirt collar, it should be gathered and styled to remain above the collar. Its style should not interfere with proper wear of headgear. Facial hair should be neatly trimmed and not excessive. Makeup and nail polish should be conservative and compliment the uniform.

Wearing of Civilian Jewelry

The wear of one personal chronometer is authorized with all uniforms. Rings and earrings may be worn so long as they are in good taste and do not detract from the appearance of the uniform. Chains and necklaces should be kept under the uniform shirt at all times. No jewelry, watch chains or similar civilian items including pens and pencils, etc. will appear exposed on the uniform.

CAUTION:

Uniforms should not be worn to functions where the majority of attendees would not recognize it as some type of fan uniform. The Mess White and Class C uniforms are not readily recognizable as a non-military uniform. Marines should avoid wearing the uniform in any context where it may appear paramilitary or intimidating to the public.

NOTE:

Other than name tags listed in this manual, no other badges or nameplates are authorized for the uniform except during conventions or similar events, when a badge must be worn for the duration of the event. In this case, the badge will be displayed in a manner complementing the uniform, and all marines in attendance should wear the badge in the same location on the uniform.

DO I HAVE TO BUY ALL THESE UNIFORMS!?

No. Uniforms are not required by STARFLEET or the SFMC. We encourage you to obtain a uniform, of course, because it helps identify you as an SFMC member as well as gives you an opportunity to earn those few awards based partly on its public display. Whether you choose to wear one or not is completely up to you. If you do choose to wear a uniform, though, you must abide by the regulations and standards presented within this manual.

7.2 Uniform Styles

There are several time lines in the Star Trek universe, some of which are many (fictional) years apart while others overlap. This makes it difficult to come up with a simple, yet logical uniform plan even for the designers of the shows! For the sake of “uniformity” and consistency then, these various styles have been streamlined in the SFMC into three classes: Class A - Dress Uniforms, Class B - Duty Uniforms, and Class C - Field Uniforms.

Even when SFMC members choose to wear uniforms, few can afford to own all the types shown here. Therefore, it can be difficult or even impossible for a local commander to specify one particular uniform for all personnel attending a function. Therefore, most prescribe the “highest level” of uniform that is acceptable for a function. For example, for a formal event the commander may prescribe a Class A uniform. Marines owning only the Class B may wear their class B, but if they own a Class A uniform, they should change into it for the event.

As a general rule, if a Class A uniform is specified for a function and the marine owns only a Class C uniform, they should change into more formal civilian attire for the function rather than wearing their Class C uniform to it. Conversely, if a Class C uniform is specified, and the Marine owns only a Class A uniform, they would probably be more comfortable and more at home in civilian clothing or their unit/corps T-shirt/ polo shirt (when owned). Class B uniforms generally work well for any occasion if that is the only uniform owned.

Class A Uniforms: Dress Uniform, Original Series

This uniform shares the highest level with the Mess Blacks and Monster Blacks for purposes of Uniform of the Day planning—except for formal dinners (see Mess and Monster Blacks Uniforms)



Occasions for Wear: 1. On duty, as prescribed by local commanders. 2. On other appropriate occasions, as desired.

Composition: This Dress Uniform is comprised of the Dress Tunic and the Original Series Trousers, and accessories and accoutrements as authorized below.

Tunic, Dress: The Dress Tunic is the standard dress uniform tunic seen in episodes of Star Trek (the Original Series). It is charcoal instead of a branch or departmental color. The closure cover (the tunic is to be closed with buttons, Velcro or zipper and hidden by this closure) is 1” wide and covered with 1” braid (gold for officers, silver for enlisted, gold and silver for Warrant Officer). The collar is a “mandarin” style collar that is 1” high and also covered with the same braid as the closure cover. The seams of the tunic contain 1/8” piping in the branch color of the wearer. The tunic is worn outside the trousers, not tucked into the waistband.

Trousers, Original Series: Original Series Trousers are black in color, low waist, bell bottomed and without side and hip pockets. A 1 “wide red “blood” stripe is worn along the outside of each leg. The trousers are worn bloused into or at the top of the boot. An acceptable option is to wear the Dress Trousers worn with other SFMC Dress Uniforms.

Belt: The black web belt is worn with the buckle edge aligned with the shirt and pant closure edges. The buckle is gold for officers, silver for enlisted.

Headgear: Only the beret is authorized for wear with the Dress Uniform, Original Series.

Footwear: Black boots, no laces, similar to those seen in Star Trek (The Original Series) may be worn with the Dress Uniform, Original Series. Acceptable options are high gloss black dress shoes or spitshined combat/jump boots.

Insignia & accouterments: Only the following listed items are authorized for wear with the Duty Uniform, Original Series.

1. **Insignia of grade** - Worn on both sleeves, using same format as rank worn in Star Trek (The Original Series). Gold Braid for Officers, Silver Braid for Enlisted Marines. Lowest rank braid should be 2" above sleeve cuff. Please consult the rank chart in this manual for exact rank to be worn. Non-metallic braid may be used as long as it is substantially similar to the braid seen on *Star Trek*.
2. **SFMC Insignia** – Globe, Anchor and Delta to be worn ½" above highest rank braid. May be the current SFMC collar pin or embroidered and sewn on the sleeves as appropriate.
3. **Ribbons** – Award Ribbons are to be worn with this uniform on the left breast, centered in approximately the same position as the Branch Badge would be worn.

FEMALE VARIANT:



This variant replaces the Original Series Trousers with the Original Series Skirt, and changes the footwear to more feminine styles. Women may wear the Male Variant of this uniform if they so choose.

Tunic, Dress, Female: The Dress Tunic, female is a pull over type of tunic similar to that worn with the Duty Uniform, Original Series. It is charcoal instead of a branch or departmental color. 1/8" piping in the branch color of the wearer is worn on the outer line of each arm as shown in the picture. The collar is also picked out in the same 1/8" piping and set off by a 1" wide black outline to set off the neckline. The tunic is worn outside the trousers, not tucked into the waistband.

Skirt, Original Series: This is a plain black skirt (mini skirt is worn on Star Trek (Original Series)) with a 1 inch red blood stripe running vertically along the two outer seams, from the bottom of the waistband to the bottom edge of the skirt. It shall be hemmed so the edge falls within a range of 2-4 inches above the knee. It should be without side hip pockets.



Footwear: There are two types of footwear authorized with the Woman's variant. Plain black pumps and hosiery are worn with the skirt. The pumps should be highly polished, have no bows or decorations, and have heels of 3 inches or less. Stockings or pantyhose should be flesh-toned, without decoration or visible seams. Fishnet, lace, or multicolored hosiery is specifically prohibited. Calf-high black boots are also authorized. Boots will be highly polished, have no decorations, plain toe and have heels of three inches or less. Combat boots are not authorized to be worn with the dress skirt.

Insignia & accouterments: The same items are authorized for wear on the Women's Variant. The Ribbon may be adjusted as necessary for proper fit and image. Women are also authorized to carry a plain black purse with shoulder strap and no other adornment or decoration.

Source for Uniform Components: Rank Braid, Branch Insignia and embroidered Globe, Anchor and Delta can be obtained from <http://www.costumecostumecostume.com>. Some Uniform construction services may also be possible through this source.

Uniform Design by Peter Christian, USS Thermopylae

Class A Uniforms: Dress Blacks (a.k.a. Monster Blacks)



This uniform shares the highest level with the Mess Blacks and Dress Uniform, Original Series for purposes of Uniform of the Day planning— except for formal dinners (see Mess Blacks Uniforms)

Occasions for wear:

1. On duty, as prescribed by local commanders.
2. Off duty, the Dress Black Uniform is normally the prescribed uniform for social functions.
3. On other appropriate occasions, as desired. When worn with white gloves and white belt, the Dress Black Uniform constitutes a formal uniform and corresponds to a civilian tuxedo.

Composition: The Dress Black Uniform is comprised of the Dress Black Jacket, the Dress Trousers, a Dress Branch of Service (BOS) Tunic or Dickey, and accessories and accoutrements as authorized.

Jacket, Dress Black: The jacket is based on the “monster maroon” as seen in Star Trek II: Wrath of Khan, but in black wool gabardine or polyester/wool blends. It is trimmed with 1/16-inch diameter piping around the collar, jacket closure, and sleeve cuff bottom. The piping is gold for officers, red for Warrant Officers, and silver for enlisted. The jacket has a shoulder strap closure, passing over the right shoulder. For senior officers (COL thru GEN), the strap is gold; for junior officers (2LT thru LTC) it is white; for senior NCOs (GSGT thru SGM) and Warrant Officers it is red; and for junior NCOs and Enlisted (PVT thru SSG) it is gray. Master Sergeants to Sergeant Majors add 1/16-inch diameter silver piping around the shoulder strap (the piping is gold for the SGM/SFMC). The SFMC insignia is pinned on the front of the strap centered from the tip and edges. Appropriately sized rank insignia are placed 1/2

inch above the SFMC insignia, centered between the edges and running vertically up the strap.

Trousers, Dress: Dress Trousers are low waist, straight legged, without cuffs, and with side hip pockets. There is a wide range of acceptable materials, but every effort should be made to use the same material as the Dress Jacket. A 1-inch wide red blood stripe will be worn on each outside seam of the trouser leg, from the bottom of the waistband to the bottom edge of the trouser leg. The dress black trousers may be worn bloused with boots, or unbloused with dress shoes.

Tunic/Dickey, Branch of Service, Dress: Under the jacket a tunic or dickey with a vertically ribbed neck is worn. This shall be in the color of the marine’s branch of service (BOS), except that First Sergeants, Sergeants Major, Unit OICs, and General Staff officers may wear a white dickey instead of the BOS color.

Belt: A 2 inch wide black leather belt with a STARFLEET Delta buckle (as seen in Wrath of Khan) or a custom made SFMC buckle.

Headgear: Only the beret is authorized for wear with the Dress Black Uniform.

Footwear: Boots or dress shoes may be worn with the Dress Black Uniform.

Insignia & accouterments: Only the following items are authorized for wear with the Dress Black Uniform.

1. ***Insignia of grade*** - Worn on the shoulder strap (see pg. 30).
2. ***SFMC Insignia*** - Worn on the shoulder strap (see pg. 30).
3. ***Decoration ribbons, full size*** - Worn centered on left breast area.
4. ***Combadge/Branch Badge*** - Worn 1/2 inch above and centered on ribbons (or distinctive items if worn).
5. ***Distinctive branch items (i.e. - Aerospace Wings)*** - Worn centered on the right breast (as described in Appendix F)
6. ***Other distinctive items (i.e. - John Phillips Sousa Badge)*** - Worn centered on the right breast (as described in Appendix F).
7. ***Shoulder cord*** - Worn on left shoulder. A single plain black button will be attached to the left shoulder of the jacket for this purpose.
8. ***Qualification badges*** - Worn centered on right breast (when authorized by local commanders).
9. ***Dress gloves*** - White (when authorized by local commanders).
10. ***Dress pistol belt*** - White (when authorized by local commanders)

Class A Uniform: Mess Blacks (a.k.a. Insurrection Blacks)



This is considered the highest level uniform for the purpose of formal dinners and shares the highest level with the Dress Black uniform for purposes of Uniform of the day planning.

Occasions for wear:

1. On duty, as prescribed by the local commanders.
2. Off duty, the Mess Black is normally one of the prescribed uniforms for social functions.
3. On other appropriate occasions, as desired. The Mess Black Uniform constitutes a formal uniform and corresponds to a civilian tuxedo.

Composition: The Mess Black Uniform is comprised of the Black Waistcoat, the Dress Trousers and accessories and accoutrements as authorized below.

Waistcoat/Blouse, Mess Black: The Waistcoat and Blouse are based on the formal uniform as seen in Star Trek IX: Insurrection, but in black wool gabardine or polyester / wool blends. The Waistcoat has quilted shoulders and has a stiff collar. There is ¼” metallic trim on front, bottom and shoulder borders of the waistcoat. There is piping around the collar. The trim and piping is gold for Officers, silver for Enlisted, and red for Warrant Officers. The Sleeve has a 1 ½ stripe with piping. The Sleeve stripe color corresponds with the Marines Branch. Special color combinations are authorized and correspond with shoulder cord color combinations (Mess Whites) for the General Staff, Deputy Commandant and Commandant and the following combinations are authorized for other distinguished officers:

- Past Commandants* - Gold and Blue
- Brigade OICs* - Red and Black

The Blouse color indicates the rank of the Marine in the following manner.

- *Enlisted E1 – E9 and Warrant Officers W1 – W5* - Black
- *Officer O1 - O7* - Gray
- *Officers O8 – O11* - White

All SFMC personnel are authorized to wear the black blouse, as it is the default color for all Marines regardless of rank, position or branch.

Trousers, Dress: Dress Trousers are low waist, straight legged, without cuffs, and with side hip pockets. There is a wide range of acceptable materials, but every effort should be made to use the same material as the Mess Jacket. A 1-inch wide red blood stripe will be worn on each outside seam of the trouser leg, from the bottom of the waistband to the bottom edge of the trouser leg. The dress black trousers may be worn bloused with boots, or unbloused with dress shoes.

Belt: If a belt must be worn it is not to be exposed.

Headgear: No headgear is authorized for wear with the Mess Black Uniform.

Footwear: High gloss black dress shoes may be worn with the Mess Black Uniform. Aerospace branch and jump/ para-qualified members of the Infantry and Special Operations Branches may wear spit-shined Jump boots.

Insignia & accouterments:

Only the following items are authorized for wear with the Mess Black Uniform.

1. *Insignia of grade* - Worn on the right collar.
2. *SFMC Insignia* - Worn on the left collar.
3. *Combadge/Branch Badge* - Worn on the left breast below the shoulder piping.
4. *Distinctive items (i.e. - aviator or Mecha wings)* - Worn centered above the Combadge, but below the shoulder piping.
5. *Dress gloves* - White (when authorized by local commanders).

(Decoration Ribbons, Shoulder Cords, Qualification Badges and exposed belts are NOT authorized for wear on this uniform at any time.)

Class A Uniform: Mess Whites (a.k.a. Salt and Pepper)

This is normally considered the second highest level uniform for purposes of Uniform of the Day planning.

Occasions for Wear:

1. Social functions of a general or official nature after retreat.
2. On other appropriate occasions, as specified by local commanders or as desired. When worn with long sleeves and white gloves, the Mess White Uniform constitutes a formal uniform and corresponds to a civilian tuxedo.

Composition: The Mess White Uniform is comprised of the White Dress Shirt, the Dress Trousers, the Black four-in-hand Necktie (with long sleeve dress shirt), and accessories and accouterments as authorized below.

Shirt, Dress White: This is a buttoned white shirt, long or short sleeved, with two button-down chest pockets and shoulder epaulets. (This is often called an aviator style shirt, and is often worn by security officers and policemen.) The shirt is worn tucked into the trousers, so that the front row of buttons (the Gig Line) lines up with the belt buckle and closure of the pants.

Trousers, Dress: Are straight legged black dress trousers. A 1-inch wide red blood stripe will be worn on each outside seam of the trouser leg, from the bottom of the waistband to the bottom edge of the trouser leg.

Necktie, Four-In-Hand Black: A conservative black tie, without adornment or design, is worn with the long sleeve shirt. If a tie clasp is used to secure the tie, it must be small, gold in color and plain in style. Enlisted may choose to wear a silver colored tie clasp instead of a gold colored one.

Belt: The black web belt is worn with the buckle edge aligned with the shirt and pant closure edges. The buckle is gold for officers, silver for enlisted.

Headgear: Only the beret is authorized for wear with the Mess White Uniform.

Footwear: Dress shoes are worn with the Mess White Uniform



Insignia & accouterments: Only the following items are authorized for wear with the Mess White Uniform.

1. **Insignia of grade** - Large rank insignia are worn centered on the shoulder boards (see below). The top edge of enlisted rank points towards the neck; officer insignia is centered on the shoulder board, along a line between the neck and point of the shoulder.
2. **SFMC Insignia** - Worn on the tip of each collar, centered from the edges and 1/2 inch from the point.
3. **Decoration ribbons, full size** - Worn 1/2 inch above and centered on the top edge of the left breast pocket flap.
4. **Combadge/Branch Badge** - Worn centered on the left pocket flap.
5. **Distinctive items (i.e. - aviator wings)** - Worn centered on the left breast 1/2 inch above ribbons.
6. **Shoulder Boards** - Worn on both epaulets. They are 2 inches wide by 5 inches long (shorter lengths may be necessary on some epaulets), and covered with black felt.
7. **Name Tag** - A 3 inch long by 1 inch wide engraved plastic nameplate is worn centered on and 1/2 inch above the right breast pocket flap top edge. The name plate has gold or white lettering on a black background, and shows the wearer's last name only.
8. **Qualification badges** - Worn centered on the right breast pocket flap (when authorized by local commanders).
9. **Dress gloves** - White (when authorized by local commanders).
10. **Shoulder cord** - Worn on right shoulder.

Class A (Women's Variant)

This variant replaces the Dress Trousers with the Dress Skirt, and changes the headgear and footwear to more feminine styles on the Mess Blacks, Dress Blacks and Mess White Uniforms.



Skirt, Dress: This is a plain black skirt with a 1 inch red blood stripe running vertically along the two outer seams, from the bottom of the waistband to the bottom edge of the skirt. It shall be hemmed so the edge falls within a range of 1 inch above to 1 inch below the knee. It can be with or without side hip pockets.

Headgear: The beret may be replaced with a US Navy Women's Service Hat on the Mess White Uniform. The beret is the only authorized headgear for wear on the Dress Black uniform. No head gear is authorized for wear on the Mess Black Uniform.

Footwear: There are two types of footwear authorized with the Woman's variant. Plain black pumps and hosiery are worn with the skirt. The pumps should be highly polished, have no bows or decorations, and have heels of 3 inches or less. Stockings or pantyhose should be flesh-toned, without decoration or visible seams. Fishnet, lace, or multicolored hosiery is specifically prohibited. Calf-high black boots are also authorized. Boots will be highly polished, have no decorations, plain toe and have heels of three inches or less. Combat boots are not authorized to be worn with the dress skirt.

Insignia & accouterments:

The same items are authorized for wear on the Women's Variant. The combadge is worn above the ribbons and the other accouterments may be adjusted as necessary for proper fit and image. Women are also authorized to carry a plain black purse with no adornment or decoration



Class B Uniforms: Duty Uniforms (TOS)

This is normally considered the third highest level uniform for purposes of Uniform of the Day planning. It is based on the standard uniform seen on *Star Trek: The Original Series*.

Occasions for Wear: 1. On duty, as prescribed by local commanders. 2. On other appropriate occasions, as desired.

Composition: This Duty Uniform is comprised of the Shirt and the Original Series Trousers, and accessories and accoutrements as authorized below.

Shirt, Duty: The shirt is the standard uniform shirt seen in episodes of *Star Trek* (the Original Series). It is charcoal instead of a branch or departmental color. The shirt is worn outside the trousers, not tucked into the waistband.

Trousers, Original Series: Original Series Trousers are black in color, low waist, bell bottomed and without side and hip pockets. A 1 "wide red "blood" stripe is worn along the outside of each leg. The trousers are worn bloused into or at the top of the boot. An acceptable option is to wear the Dress Trousers worn with other SFMC Dress Uniforms.

Belt: The black web belt is worn with the buckle edge aligned with the shirt and pant closure edges. The buckle is gold for officers, silver for enlisted.

NOTE:

The Duty Uniform is the most recognizable Trek uniform as well as usually being suitable for most occasions

Headgear: Only the beret is authorized for wear with the Duty Uniform, Original Series.

Footwear: Black boots, no laces, similar to those seen in *Star Trek* (The Original Series) may be worn with the Duty Uniform, Original Series. Acceptable options are Boots or dress shoes.

Insignia & accoutrements: Only the following listed items are authorized for wear with the Duty Uniform, Original Series.

1. **Insignia of grade** - Worn on both sleeves, using same format as rank worn in *Star Trek* (The Original Series). Gold Braid for Officers, Silver Braid for Enlisted Marines. Braid is to begin 2" above the Sleeve cuff. Please consult the rank chart in this manual for exact rank to be worn. Non-metallic Braid may be used as long as it is substantially similar to the braid seen on *Star Trek*.
2. **SFMC Insignia** – Globe, Anchor and Delta to be worn ½" above highest rank braid. May be the current SFMC collar pin or embroidered and sewn on the sleeves as appropriate..
3. **Chest Badge** - Worn in the usual place on the left chest. This insignia consists of one of the following:
 - a.) Your Chapter Insignia (NOT Chapter Patch) if one has been developed (similar to the insignia used by the different ships of Starfleet as shown on *Star Trek*, The Original Series).
 - b.) The embroidered SFMC Globe, Delta and Anchor worn on the sleeves.
 - c.) A silver "Trek Delta" with the appropriate branch insignia embroidered in the center to denote your SFMC Branch of Service.

FEMALE VARIANT:



This variant replaces the Duty Trousers with the Duty Skirt, and changes the footwear to more feminine styles. Women may wear the Male Variant of this uniform if they so choose.

Skirt, Original Series: This is a plain black skirt (mini skirt is worn on Star Trek (Original Series)) with a 1 inch red blood stripe running vertically along the two outer seams, from the bottom of the waistband to the bottom edge of the skirt. It shall be hemmed so the edge falls within a range of 2-4 inches above the knee. It should be without side hip pockets.

Footwear: There are two types of footwear authorized with the Woman's variant. Plain black pumps and hosiery are worn with the skirt. The pumps should be highly polished, have no bows or decorations, and have heels of 3 inches or less. Stockings or pantyhose should be flesh-toned, without decoration or visible seams. Fishnet, lace, or multicolored hosiery is specifically prohibited. Calf-high black boots are also authorized. Boots will be highly polished, have no decorations, plain toe and have heels of three inches or less. Combat boots are not authorized to be worn with the dress skirt.



Insignia & accouterments: The same items are authorized for wear on the Women's Variant. The Branch Insignia may be adjusted as necessary for proper fit and image. Women are also authorized to carry a plain black purse with shoulder strap and no other adornment or decoration.

Source for Uniform Components: Rank Braid, Branch Insignia and embroidered Globe, Anchor and Delta can be obtained from <http://www.costume-costumecostume.com>. Some Uniform construction services may also be possible through this source.

Uniform Design by Peter Christian, USS Thermopylae

Class B Uniforms: Duty Uniforms (DS9 and VOY)

This is normally considered the third highest level uniform for purposes of Uniform of the Day planning. It is based on the standard uniform seen on Star Trek: First Contact and lately on Star Trek: Deep Space Nine.

Occasions for Wear:

1. On duty, as prescribed by local commanders.
2. On other appropriate occasions, as desired.

Composition: The Duty Uniform is comprised of the Duty Jacket, the Duty Trousers, a Duty Branch of Service (BOS) Tunic or Dickey, and accessories and accoutrements as authorized below.

Jacket, Duty: The jacket is the standard open collar, shoulder cut, Starfleet issue top. It is black with gray shoulders. The shoulder area is quilted vertically. The jacket is worn outside the trousers, not tucked into the waistband.

Tunic/Dickey, Branch of Service, Duty: Under the jacket is worn a tunic or dickey with a turtleneck collar (this is the principle distinguishing feature between the Fleet and SFMC versions of the Duty Uniform). This shall be in the marine's BOS color, except that First Sergeants, Sergeants Major, Unit OICs, and General Staff officers may wear a white dickey instead of the BOS color.

Trousers, Duty: Duty Trousers are black in color, low waist, straight legged and with or without side and hip pockets. Simple black dress slacks without any product labels will do (they should be plain front—unpleated). The trousers are worn unbloused.

Belt: The black web belt is worn with the trousers, under the jacket.

Headgear: Only the beret is authorized for wear with the Duty Uniform.

Footwear: Boots or dress shoes may be worn with the Duty Uniform.

Insignia & accoutrements: Only the following items are authorized for wear with the Duty Uniform.

1. **Insignia of grade** - Worn on the right of the turtleneck, placed horizontally and centered vertically.
2. **SFMC Insignia** - Worn on the left of the turtleneck, centered vertically.
3. **Combadge/Branch Badge** - Worn in the usual place on the left chest.

Service Undress Uniform (Scotty B)

This is normally considered the third highest level uniform for purposes of Uniform of the Day planning. It is based on the working uniform seen in various motion pictures set in the late 23rd Century, most prominently worn by Montgomery Scott, hence the informal nickname of “Scotty” for this uniform type.

Occasions for Wear:

1. On duty, as prescribed by local commanders.
2. On other appropriate occasions, as desired

Composition: The Service Undress Uniform is comprised of the Duty Vest, the Duty Trousers, a Duty Branch of Service (BOS) Tunic, and accessories and accoutrements as authorized below.

Vest, Duty: The Duty Vest is as described elsewhere, with details as noted below under Insignia and Accoutrements for this uniform. .

Tunic, Branch of Service, Duty: Under the vest is worn a tunic with a turtleneck or mock turtleneck collar (ribbed or unribbed). This shall be in the marine’s BOS color, except that those holding the office of First Sergeants, Sergeants Major, Unit OICs, and General Staff officers may wear a white tunic instead of the BOS color. The tunic is normally long sleeved, but short sleeves may be worn when appropriate for local conditions .

Trousers, Duty: Duty Trousers are black in color, low waist, straight legged and with or without side and hip pockets. Simple black dress slacks without any product labels will do (they should be plain front—unpleated). The trousers are worn unbloused. At the discretion of local commanders, the trousers may include the same 1 inch “blood stripe” as found on the Dress Trousers for the Dress Black uniform

Belt: The black web belt is worn with the trousers, under the vest.

Headgear: Only the beret is authorized for wear with the Service Undress Uniform.

Footwear: Black boots or black casual shoes may be worn with the Service Undress Uniform. The footwear need not be highly polished, but must be neat and clean in appearance.

Insignia & Accoutrements: Only the following items are authorized for wear with the Service Undress Uniform.

1. **Insignia of rank** - Worn on the right of the turtleneck, placed horizontally and centered vertically. For enlisted ranks, the tips of the chevrons are worn pointing forward.
2. **SFMC Insignia** - Worn on the left of the turtleneck, centered vertically.
3. **Commbadge/Branch Badge** (or other appropriate Starfleet insignia) – Worn centered on the left breast pocket flap or in an equivalent location if the vest has no such pocket and/or flap.
Distinctive branch device (Aerospace Wings, Advanced or Expert Infantry Device, Special Operations Device, etc) – As an option, a single Branch Device earned may be worn centered relative to the commbadge, 1 inch above the commbadge.

Vest, Duty: The Duty Vest is a black, roughly hip length vest with a squared off hem and a front closure, roughly similar to those worn by Starfleet personnel in the late 23rd century. The duty vest shall be of generally solid construction (i.e. not primarily composed of a mesh fabric) and may include useful pockets.

Due to local supply situations, the details of the appearance of the duty vest may vary from unit to unit, but all members of the same unit should endeavor to wear similar if not identical vests. The details of insignia and accoutrements worn on the duty vest are described in the uniform descriptions referencing the vest.

Class C Uniforms: Battle Dress Uniforms (BDU)

This is normally considered the fourth highest level uniform for purposes of Uniform of the Day planning. It is widely available at Army/Navy stores and via mail order, and is therefore the easiest uniform to obtain.

Occasions for Wear:

1. On duty, as prescribed by local commanders.
2. On other appropriate occasions, as desired. The BDU is authorized for year-round wear by all personnel and is the normal service uniform for outdoor and/or tactical situations.

Composition: The top consists of a standard black BDU four pocket blouse with a gray T -shirt worn under it. The trousers are standard black BDU pants with cargo pockets. The material may be cotton (winter weight) or ripstop nylon (summer weight), but whatever material is used to make the shirt, the same must also be used to make the trousers, in order to present a standard appearance. The shirt is worn outside the trousers.

Belt: The black web belt is worn with the trousers, under the jacket. A black buckle may be worn when wearing subdued devices or insignia. A white or black pistol belt may be worn on the outside of the blouse as directed by local commanders. The white pistol belt should be reserved for dress use or to signify a marine on guard or watch duty.

Headgear: Either the black eight-point cover, the black beret, or Black ball cap with SFMC, BDE or Unit patch affixed may be worn.

Footwear: Boots are required. Trousers may be worn bloused or unbloused.

Insignia & accouterments: Only the following items are authorized for wear on the BDU.

1. **Insignia of rank** – either:
 - a) Worn on the tip of both collars, centered from the edges and 1/2 inch from the point, or,
 - b) Worn on the tip of the right collar and SFMC “Collar Brass” insignia worn on the tip of the left collar.
 Every attempt should be made by all the marines of a unit to wear the same collar insignia.
2. **SFMC Patch** - Worn centered on the left shoulder, 1/2 inch below the shoulder seam.
3. **BDE Patch** – If worn, is worn centered on the right shoulder, 1/2 inch below the shoulder
4. **Chapter/Ship Patch** - If worn, is worn centered on the right breast pocket.
5. **Unit Patch** - If worn, is worn centered on the left breast pocket.
6. **Name tape** - Stitched with plain, sans-serif gold lettering - worn centered on the right pocket with the bottom of the tape flush with the top pocket flap seam and running from pocket edge to pocket edge.
7. **SFMC tape** - Stitched with plain, sans-serif gold lettering - worn centered on the left pocket with the bottom of the tape flush with the top pocket flap seam and running from pocket edge to pocket edge.
8. **Distinctive Items** - If entitled to do so, the wearer may wear one Type A Branch Device, either pin or embroidered, 1 inch above and centered on the SFMC tape.
9. **Combadge/Branch Badge** - If worn, is worn centered on the left breast pocket flap.
10. **Qualification Badge** - If entitled to do so, the wearer may wear one Type B Qualification Badge, either pin or embroidered, centered on the left breast pocket flap



NOTE:

Because this uniform is intended to be worn in a tactical environment, non-reflective (subdued) versions of insignia and badges can be worn

NOTE:

The Flight Suit worn by Aerospace personnel is the same as the Vehicle Crew Garment worn by Armor and Mecha personnel, the only difference being the latter has an extraction handle on the back

Class C (Flight Suit):

This is normally considered the same level uniform as the BDU for purposes of Uniform of the Day planning. It is widely available at Army/Navy stores and via mail order, and is therefore the easiest uniform to obtain.

Occasions for Wear:

1. On duty, as prescribed by local commanders.
2. On other appropriate occasions, as desired. The Flight Suit is authorized for year-round wear by all Aerospace Branch personnel and is the normal service uniform for outdoor and or tactical situations.

Composition: The Flight Suit is a standard black one-piece jumpsuit made from cotton, cotton blend, or nomex, with a gray T-shirt worn under it.

Belt: A black pistol belt may be worn on the outside of the flight suit as directed by local commanders.

Headgear: Either the black eight-point cover, the black beret, or black ball cap with SFMC, BDE or Unit patch affixed may be worn with the Flight Suit.

Footwear: Boots are required, although the suit legs are worn unbloused.

Insignia & accouterments: Only the following items are authorized for wear on the Flight Suit.

1. **SFMC Patch** - Worn centered on the left shoulder, 1/2 inch below the shoulder seam.
2. **BDE Patch** - Worn centered on the right shoulder, 1/2 inch below the shoulder seam..
3. **Chapter/Ship Patch** - If worn, is worn centered on the right breast pocket. A patch for the aircraft flown by the pilot may be worn in this position.
4. **Unit Patch** - If worn, is worn centered on the left breast pocket.
5. **Name plate** - A cloth or leather nameplate which includes the SFMC aviator wings (when authorized), full name, rank, and the letters "SFMC" may be worn on the left chest in the area of the suit designed for the plate.

Class C (Vehicle Crew Garment): This is normally considered the same level uniform as the BDU for purposes of Uniform of the Day planning. It is widely available at Army/Navy stores and via mail order, and is therefore the easiest uniform to obtain.

Occasions for Wear:

1. On duty, as prescribed by local commanders.
2. On other appropriate occasions, as desired. The Vehicle Crew Garment is authorized for year - round wear by all Mecha and Armor Branch personnel and is the normal service uniform for outdoor and/or tactical situations.

Composition: The Vehicle Crew Garment is identical to the Flight Suit with the exception of an extraction handle sewn to the back of the suit between the shoulder blades. This handle should be 1-1/4 inch wide web belt material and sewn on in such a manner as to support the wearer's weight in an emergency.



All Weather Work Uniform (Scotty C):

This is normally considered the fourth highest level uniform for purposes of Uniform of the Day planning. Like the Service Undress Uniform, it is based on the working uniform seen in various motion pictures set in the late 23rd Century, most prominently worn by Montgomery Scott, hence the informal nickname of “Scotty” for this uniform type. The main components of this uniform, like the BDU, are widely available, making it easy to obtain.

Occasions for Wear:

1. On duty, as prescribed by local commanders.
2. On other appropriate occasions, as desired. The All Weather Work Uniform is intended to be worn to provide the maximum comfort and personal safety for Marines when working outdoors. The All Weather Work uniform is not considered appropriate for Color Guard/ Honor Guard duty in most circumstances.

Composition: The All Weather Work Uniform is comprised of the Duty Vest, work trousers, a working shirt, and accessories and accoutrements as authorized below.

Vest, Duty : The Duty Vest is as described elsewhere, with details as noted below under Insignia and Accoutrements for this uniform.

Work Trousers: The work trousers are black, of suitable sturdiness for the job at hand. Trousers may be BDU or Cargo style in order to provide more useful pockets, Short trousers may be authorized by local commanders where conditions warrant.

Work Shirt: The shirt may be any shirt of neat, clean appearance appropriate for the weather. This includes, but is not limited to T-shirts, polos, long or short sleeved working shirts, etc. Every effort should be made for all members of a unit to wear the same shirt to present a uniform appearance, but individual Marines should not feel compelled to wear a shirt that may present them with safety risks in the interests of uniform appearance.

Belt: The black web belt is worn with the trousers, under the vest. A black pistol belt may be worn with the uniform to hold potentially useful items too large to conveniently fit in any pocket such as a canteen, large flashlight, individual first aid kit, tools, etc.

Headgear: Either the black eight-point cover, the black beret, or Black ball cap with SFMC, BDE or Unit patch affixed may be worn. The headgear worn should be appropriate to weather conditions.

Footwear: Any black or dark footwear in good repair and neat condition appropriate to the weather and type of work being performed may be worn. Trousers may be worn bloused or unbloused with boots.

Insignia & accoutrements: Only the following items are authorized for wear on the Flight Vest.

1. **Insignia of Rank** - Because of the possible variation in shirts, rank insignia are worn centered on the right breast pocket flap of the Duty Vest, centered on the pocket if no flap exists, or in an equivalent location if no such pocket exists. The rank insignia may be either standard metal pins or embroidered cloth insignia of the same size.
2. **SFMC Insignia** - Worn centered on the left breast pocket flap of the Duty Vest or equivalent location **only** if neither the optional SFMC patch nor SFMC tape is worn ..
3. **SFMC Patch** - If worn, is worn centered on the right breast pocket. A patch for the aircraft flown by the pilot may be worn in this position.
4. **BDE Patch** - At the discretion of local commanders, a BDE patch may be worn prominently on the right side of the Duty Vest. Due to the possible variations of the Duty Vest, no exact location for this patch can be specified, other than it should be at least ½ inch below the rank insignia. All members of a unit should wear the BDE patch in an equivalent location.
5. **Name tape-** As an option, a name tape exactly as called out for the Class C BDUs may be worn above the right breast pocket of the Duty Vest. If no such pocket exists, the name tape is worn ½ above and centered on the rank insignia. If the name tape is worn, the SFMC tape must also be worn.
6. **SFMC tape**—As option, the same SFMC tape called out for the Class C BDUs may be worn in an equivalent location on the left side of the Duty Vest
7. **Distinctive items**—If the wearer is entitled to wear distinctive items (such as Aviator wings), they may wear an single embroidered device insignia stitched 1/2 inch above and centered on the SFMC tape (if worn) or in an equivalent location on the Duty

All Weather Work Uniform (Scotty C) continued....:

Special note: it is permissible for all the cloth insignia and accoutrements listed above be attached with a hook and loop faster (i.e. Velcro) to the Duty Vest to allow the same vest to be used for both the All Weather Work Uniform and Service Undress Uniform, provided the vest is kept clean and in good repair.

The entire purpose of this uniform is to allow some uniformity of appearance for units participating in operations potentially hazardous to more expensive, less robust attire. Effort should be made among the members of such units to be as closely matching as possible given the circumstances. It should be noted, however, that **UNDER NO CIRCUMSTANCES WILL UNIFORM APPEARANCE OVERRIDE THE SAFETY CONSIDERATIONS OF MARINES!!** Our members are our most important asset and must be treated with care and respect for their safety and comfort.

**THIS PAGE
INTENTIONALLY
BLANK**

7.3 Uniform Accessories

Belts

When wearing a web belt, it should be fitted so that the belt tip only just emerges from the buckle. In other words, the inside edge of the belt tip should align with the outside edge of the buckle. The inside edge of the buckle should align with the edge of the shirt and trouser closures.

Belt, Dress Black: The black dress belt is authorized for wear with the Dress Black uniform and is a two inch wide plain black leather belt.

Belt, Dress Black buckle: The buckle for the black dress belt is the Starfleet Delta in a circle design as seen in Star Trek II, The Wrath of Khan.

Belt, Pistol, Black: The black pistol belt is authorized for wear with the Dress Black and all Class C uniforms. It is a 2-1/2 inch wide, black combat web belt with a black plastic buckle. (US Military Pistol Belt, NSN 8465-01-322-1965, black.)

Belt, Pistol, White: The white pistol belt is authorized for wear with the Dress Black and all Class C uniforms as prescribed by local commanders for dress use or duty designation. It is a standard, 2-1/2 inch wide, white combat web belt. The belt may be worn with black buckle and eyelets, or gold-colored brass; however, all members of individual units should wear the same style of belt.

Belt, Web, Black: The black web belt is authorized for wear with the Mess White, Duty, and Battle Dress Uniforms. It is a standard, 1-1/4 inch wide, web or woven elastic web belt of black color with a black or brass tip.

Belt, Web, Buckle: The buckle for the web belt shall be a plain-faced solid brass buckle, squared-oval in shape, measuring 2-1/4 inches long and 1-3/4 inches wide. It shall be gold in color for officers, silver for enlisted, or black for either when wearing with subdued insignia on the BDU. The tip of the belt should match the color of the buckle.

Headgear

When you wear headgear, you are said to be “covered”; removing headgear is “uncovering.” When outdoors, all SFMC personnel should be covered. Normally, you should uncover indoors, unless under arms. A marine is under arms when wearing a sidearm, carrying a rifle, or wearing a duty belt (with or without weapon) while on watch or guard duty. Whether you are under arms or not, you should uncover when entering a dining facility where a meal is in progress, or a compartment where divine services are being held (for Jewish services, remain covered). Headgear is not normally worn inside a vehicle. Hair styles or accessories should never interfere with proper wear of headgear.

Black Ball Cap: Six Panel design with SFMC, BDE or Unit patch affixed in the front center of the cap.

Beret: The beret is of one-piece design (no stitches or seam around the top), knitted wool, with no “pip” at the very top. It should have a stiffener inside, to which the SFMC insignia is pinned in the center. When worn, the pin should be centered over the left eye, and the beret should be folded or draped over the right side of the head. The black beret is universal, in that it may be worn with any SFMC uniform when headgear is appropriate. No other beret colors are authorized for wear within the SFMC.

Beret flash (patch)

As an option, instead of the SFMC insignia pin, an official SFMC beret flash may be used in the same location. This replaces the SFMC pin. Marines wearing the official SFMC beret flash may add 3/4 inch gold Arabic numerals centered on the flash to designate their brigade. (e.g. 17 rather than XVII). NOTE: Only beret flashes authorized at the GS level are official. No other beret flashes are authorized for wear with SFMC uniforms, due to concerns about conflicts with real-world military units

Women’s Service Hat: For the Women’s Mess White Uniform, the beret may be replaced with a US Navy Women’s Service Hat. This hat should be black and white in color. The SFMC insignia is pinned in the center of the front riser.

Eight Point Cover: The eight-point cover is authorized for wear with the BDU. The cap is a standard eight-panel USMC Utility Cap, but black in color. It should be without markings or lettering, and no insignia is worn on the cap.

“Boonie” Hat : During work assignments during particularly sunny conditions or rain, a marine may opt to wear protective headgear to shield himself from such effects. Any Class C uniform with which an Eight Point Cover, or Ball Cap is authorized, may substitute a plain black full brimmed hat. This is generally referred to as a Boonie Hat. Such hats are to be worn without insignia, without hat band or cord, and with or without chin strap. It bears repeating that this is NOT a fashion choice, but rather a means of safeguarding the health and safety of our mem-

Footwear

When wearing boots and pants that completely cover the socks, white athletic socks may be worn. At all other times, black socks should be worn.

Boots: Boots must have black laces, and be black in color only. The boots must be highly polished, and of the combat boot variety, with square or rounded toes. Cowboy-style boots, and boots with pointed toes are specifically prohibited.

Dress Shoes: Dress shoes should be black and conservative in style, and should be highly shined. They should be without ornamentation or decorative stitching, and should lace up the front. Special attention should be paid to ensure that the trousers break properly over the shoes.

Gloves

Utility gloves are worn as needed. Dress gloves, when worn, are worn indoors or out, but may be removed indoors, and should always be removed for meals.

Gloves, White: White dress gloves may be cotton, silk, kid, doeskin, or other materials (all members of the same individual units should wear the same type). They should be plain in color and style, and should be wrist-length. White gloves are authorized for wear with any Marine uniform at the discretion of local commanders for ceremonies or formal guard duty.

Gloves, Utility, Black: Plain black leather gloves are authorized for wear in cold or inclement weather with any Marine uniform. They should be wrist-length.

Gloves, Utility, Flight: Black leather & cotton or leather & nomex flight gloves are authorized for wear as needed with the Flight Suit and Vehicle Crew Suit. These may be wrist or forearm length.

Outerwear

In cold or inclement weather, the following outerwear items are authorized. This outerwear may be worn with civilian clothing if all insignia and accoutrements are removed beforehand.

Jacket, Field: A standard military cold-weather field jacket, black in color, with or without liner is authorized for wear with the BDU only. Large rank insignia are worn on the shoulder straps centered between the edges and 1/2 inch from the shoulder seam (oriented as in Mess White shoulder boards). SFMC insignia are worn 1/2 inch above the rank insignia and centered between the edges.

Jacket, Flight: A standard black nylon/fiberfill pilot's jacket (pocket on arm, orange liner, etc.) is authorized for wear with the Flight Suit and Vehicle Crew Garment. Patches may be sewn on and do not have to be removed in order to wear the jacket with civilian clothing. No insignia is required, but the marine may wear a cloth or leather nameplate which includes the SFMC aviator wings (when authorized), full name, rank, and the letters "SFMC".

Raincoat, Black: A standard black dress raincoat/overcoat with shoulder straps may be worn in inclement weather over any uniform. Large rank insignia are worn on the shoulder straps centered between the edges and 1/2 inch from the shoulder seam (oriented as in Mess White shoulder boards). SFMC insignia are worn on the upper lapel centered from the edges and 1/2 inch from the tip.

Sweater, Wooly Pulley: A black "wooly pulley" type sweater is authorized for wear in cold weather with the Mess White and all Class C Uniforms. Shoulder Boards as on the Mess White Uniform are worn on the shoulder straps of the sweater, and the uniform collar should be out and over the sweater collar so that the SFMC insignia can easily be seen. The marine may wear a cloth or leather nameplate in the designated area on the sweater which includes the SFMC aviator wings (when authorized), full name, rank, and the letters "SFMC".

CAUTION !

When wearing the Field Jacket or Black Raincoat: If rank insignia are worn, SFMC insignia must be worn, as there is no other way to distinguish the uniform from a real military uniform. If SFMC insignia cannot be worn with the jacket, no insignia should be worn at all.

7.4 Uniform Accoutrements

Insignia

SFMC Insignia: This is a small, gold, lapel-style pin used by the SFMC. It is a metal scale rendering of the SFMC logo, approximately 1/2 inch in width by 1 inch in height. They are normally available through the SFMC Quartermaster. A left and right handed version of this pin is available for purchase. This is for wear on uniforms requiring insignia on both collars.

Rank Insignia: Officer below the rank of Brigadier General use the cadet rank insignia used by US Army ROTC. Brigadier Generals and above use the rank insignia used by the US Armed Forces to denote flag ranks, stars. The pin-on insignia come in silver or flat black (subdued) and must be painted gold (some suppliers can provide gold insignia on request, so ask). The smaller size is used for collar brass, the larger for shoulder boards on the Mess White Uniform. Enlisted personnel wear US Army ROTC enlisted rank insignia. The pins come in brass or flat black (subdued) and must be painted silver.

Ribbons

The SFMC uses single, bi and tri-colored, and an assortment of custom colored ribbons. Other than some single colored ribbons of similar color, no real military ribbons are used or authorized for wear on any SFMC uniform. See Section 8 - Awards for a complete listing of the awards currently used by the SFMC.

Combades/Branch Badges

Marines may wear a combadge appropriate for their role-playing era. The badge may be converted to a branch badge by including the branch device in the center of the delta—the branch used should match the branch color selected for wear with the uniform. A flat black combadge may be worn with the Class C uniform. See Appendix G - Distinctive Uniform Items for a complete listing of Branch Badges.

Distinctive Items

Various items may be authorized from time to time for wear on the uniform. Branch related distinctive items would include things like aviator wings, and would be regulated by COTRA-COM. Other distinctive items are generally regulated by the Deputy Commandant. See Appendix "F" For a complete list of Distinctive Items and Qualification badges currently authorized for wear.

Shoulder Cords

Branch of Service shoulder cords are approved for wear on the uniform if the Marine has completed the appropriate -10 level course from the SFMCA. In other words, if you have not passed AE-10, you may not wear the red Aerospace Branch of Service shoulder cord with any SFMC uniform.

A braided shoulder cord, or aiguillette, is worn on the left shoulder of the Dress Black Uniform, and the right shoulder of the Mess White Uniform. The shoulder cord is in the wearer's BOS color, and only one shoulder cord is worn. Aides to the General Staff are authorized to wear a Gold Tip attached to their normal Branch Shoulder Cord.

Award Case

Item: Uniform accoutrement (optional - at the discretion of local commanders)

Authorized for: all SFMC uniforms that allow the wearing of award ribbons

Description: The Award Case is a strip of black cloth, 4 to 4.5 inches wide and 18 inches long, hemmed on all edges to prevent fraying. (It is strongly suggested that some sort of interface or lining be used to stiffen the strip slightly) It is worn over the visible belt of the dress uniform with the edges and ends aligned so that approximately 9 inches of fabric hangs in front of the belt. The Award Case is worn on the left, aligned with the left hand ribbon rack of the uniform.

Purpose: The Award Case may be used to display awards not used or authorized by the SFMC, such as ribbons issued by individual chapters, STARFLEET regions, or other departments of STARFLEET. The SFMC will not make any determination on the order of precedence for any such awards, leaving that to the discretion of unit OICs authorizing the wearing of the Award Case by their Marines.

IMPORTANT NOTE: In accordance with general SFMC policy, the Award Case may NOT be used to display real world military awards under any circumstances.

Branch of Service Colors

As each branch has its own distinctive Branch Badge (see Branch descriptions in Section 6 -

NOTE:

In the case of brigadier, two double-diamond pins will have to be pinned in such a way that they touch at the corners, forming a four-diamond rank. You may have them soldered to a piece of metal on the back so that they are always neat and straight

Because of the widely dispersed nature of SFMC units and the varying availability of colored materials, precise uniformity of color cannot reasonably be expected. Therefore, lists of acceptable and unacceptable shades are given. Shades not specified below should be approved before use. Since they have the same access to materials, every effort should be made to assure that members of the same Strike Group

Branch of Service Color Chart

Branch of Service	Branch Color	Acceptable Shades	Unacceptable Shades
Aerospace	Starfleet Red	Maroon, Garnet, Cranberry, Brick, Crimson, Wine	Bright Red, Blood, Magenta, Rose, Plumb, Fuchsia
Armor	Royal Blue	Dark Blue, Cobalt, Sapphire	Navy, Midnight, Indigo
Combat Engineering	Forest Green	Hunter, Pine, Emerald, Ivy	Kelly, Neon, Lime, Avocado, Olive, Seafoam
Infantry	Black	N/A	Charcoal, Slate, Dark Gray
Maritime Operations	Navy Blue	Navy, Midnight, Indigo	Royal, Dark, Cobalt, Sapphire
Mecha	Silver	Light Gray, Platinum	Darker Grays, Charcoal
Medical	Starfleet Teal	Periwinkle, Ultramarine, Turquoise	Powder Blue, Sky, Green, Aquamarine
Special Operations	Khaki	Tan, Dark Beige	Brown, Eggshell, Light Beige
Support	Starfleet Gold	Mustard, Burnt Gold, Maize, Goldenrod, Marigold	Bright or Light Yellow, Lemon

There are exceptions to the branch of service color chart. Those exceptions are listed in

Position	Shoulder Cord Color
Corps Level Position	
Commandant	Gold and White
Deputy Commandant	Gold and Black
Past Commandants	Gold and Blue
Sergeant Major of the SFMC	Red and White
General Staff Officers COFORCECOM, COINFOCOM, COTRACOM, COFINCOM	Blue and White
DCO's FORCECOM, INFOCOM, TRACOM, FINCOM	Blue and White with Blue attachment with a Gold tip
Commandants Staff and Deputy Commandants Staff	Blue and White with White attachment with a Gold tip
Brigade Level Position	
Brigade OIC	Red and Black
Deputy Brigade OIC	Red and Black with Black attachment with a Gold tip
Battalion OIC	Black and White
Deputy Battalion OIC	Black and White with Black attachment with a Gold tip
Unit OIC	Kelly and White
Deputy Unit OIC	Kelly and White with Kelly attachment with a Gold tip
Cadets	
Grade 4 Cadets	Scarlet and Gray with Scarlet attachment with a Nickel tip
Grade 3 Cadets	Scarlet and Gray
Training Command	
Team Delta Members	Black, Double Knotted Loop Cord Attachment*

Note:
The Commandant's Staff are General Staff officers who answer directly to the Commandant but are not part of the chain of command

* Double knotted loop cord attachments can be purchased at Glendale.com, SKU 066BK

Note:

When getting an award, you may or may not receive the ribbon itself or a written certificate. This will vary depending upon the operating procedure and financial situation of the issuing authority. Once an award is authorized by competent authority, you are free to procure and wear the ribbon yourself in accordance with the guidelines in this manual

SECTION 8 - Awards

Awards are given for two basic reasons, regardless of the organization. First, they are intended as tangible evidence of recognition for some achievement or service. Second, awards serve as a motivating factor. The SFMC awards program exists for these same reasons. Awards are indicated by ribbons, and worn on Class A uniforms. The Awards Program of the SFMC is not a static concept. Rather it evolves and changes to meet the needs of the organization as a whole. For this reason, it is important to keep in touch with the Deputy Commandant through the chain of command for the latest information on the award standards.

The Awards Procedure

To receive an award, you have to be nominated for it by someone. Usually this involves your Unit OIC, ship CO, or fellow Marines. An award nomination is sent up the chain of command to the appropriate authority (minimum Issuing Authority for each award is specified in the next section). If you have met or exceeded the standards for that award, it will be authorized and then awarded to you. All award nominations must be submitted no more than 6 months after the qualifying events. The only awards not affected by this are the Valor and Honor awards, which cover the previous 12 months.

Note:

On special occasions, or even as the Award Program evolves, new ribbons may be added. Always consult the Deputy Commandant for a complete and current list of Awards

Any person in the Chain of Command for an individual Marine may issue any award to a Marine from their level down when necessary, as long as the person up the Chain of Command has a role related to the award being issued (i.e., COTRACOM could not reasonably issue the Great Barrier Award, but COFORCECOM could as they are in the CoC and related to the role of the designated Issuing Authority). This means that a BDE OIC can issue an award which has an Issuing Authority of the BDE OIC or lower; COFORCECOM can issue any award which has an Issuing Authority listed as being COFORCECOM, BDE OIC, BN OIC, etc.; and the Commandant of the SFMC can issue any award listed in the SFMC Awards Program. Usually, it is not necessary to have an award issued by anyone other than the listed Issuing Authority, however, in the case of a member of a Marine's Chain of Command personally witnessing a qualifying event, having the action reported on a Unit report or in successful appeals, it may become necessary to have awards issued by someone other than the Issuing Authority listed in the Award Descriptions.

Eligibility For Awards

SFMC awards may normally only be awarded to STARFLEET Marines or STARFLEET Marine units. This means that in order to receive awards, individuals must be SFI members in good standing, and units must be listed as active and reporting for a minimum of three (3) reporting periods. Award nominations must be made within six (6) months of the qualifying event to be considered. Unless otherwise indicated all awards are limited to one award, per Marine, per year. These limits are intended to reinforce and support the link between participation and communication that are essential for a successful fan organization.

SFMC Awards and Cadets

For the purpose of awards the SFMC considers all members who fall into the age range of 5 to 17 to be Cadets. Since Cadets naturally have different abilities and means than adults there are certain SFMC Awards that Cadets will not be eligible for. To see a complete listing of SFMC Cadet Awards, as well as a listing of SFMC Achievement, Service, and Training Awards that Cadets are eligible to receive please see either the Cadet Awards Section of the MFM or the current SFMC Cadet Manual. For detailed selection criteria for the Cadet Awards please see the latest edition of the SFMC Cadet Manual.

Awards Nominations

Remember, although only certain persons can actually authorize each of these awards, they can be nominated by *anyone* in the Chain of Command. This is one reason why unit reports and good communication are so important. If the Brigade OIC never hears about the things your unit has done, he certainly can't nominate or issue an award.

Military Service Ribbons

At no time may any member of the SFMC wear any award ribbons associated with the real-world military service, on any SFMC uniforms, of any type, regardless of whether that person has earned the right to wear that ribbon otherwise.

Wearing The Ribbons

All awards are ranked in order of precedence, from the highest to the lowest. The ribbons are worn in that order. The ribbon with the lowest precedence goes on the bottom row to the wearer's extreme left (toward their arm), and the highest goes at the top to the wearer's right (toward their heart). In this way, ribbons are read by an observer from left to right, top to bottom—just like reading words—with the most important ribbon first and the least important last.

Each row of ribbons is, at most, three ribbons wide. If the total number of ribbons necessitates a row with less than three, that row is placed at the top and centered. The exception to this rule is when the wearer has 24 or more ribbons they may choose to wear a ribbon bar with four ribbons per row. Silver stars represent each additional award of the same ribbon, small gold stars represent five additional awards of the same ribbon. Therefore, a Marine who has received three Brigade Service Commendations would wear the appropriate ribbon with two silver stars. A Marine who has received six Academic Excellence Awards would wear the appropriate ribbon and a small gold star. In the event that the Marine achieves ten of the same award a large gold star will replace any other clusters on the ribbon and no more devices will be added to the ribbon.

Award Categories

All SFMC awards belong to one of three categories: Achievement, Service, or Training. In order of precedence, all Achievement Ribbons are worn ahead of all Service ribbons, which are worn ahead of all Training ribbons.

8.1 Award Policies

Policy Regarding SFMC Award Nominations

This policy is intended to help eliminate confusion and miscommunications regarding the submission of any award for consideration by an issuing authority within the SFMC Chain of Command. This is not exhaustive, and every attempt should be made before submitting the award to make sure you are including all information that may be needed by the Issuing Authority for the award being submitted; if necessary, send an advance email to the awarding authority to ask and make sure you have everything they may need to consider the award.

1. Award nominations must be made no more than six (6) months after the event leading to the nomination. The only exceptions to this policy are nominations for Honor and Valor awards which are, by necessity, made for actions over the course of the preceding year. Any nominations for awards older than six (6) months (except for Valor and Honor Award nominations), will be summarily denied based on this policy.
2. Award nominations must include as much specific information as possible (i.e., dates, times, names of individuals, specific actions of the individuals and any other information which may be necessary to show that the basic criteria for the award have been met). Award nominations will be considered, but may be denied if requisite information is omitted from the nomination. It is the responsibility of the nominator to include all necessary information for proper consideration of the award; the Issuing Authority will not be required to conduct any additional investigation or send out requests for additional information, but is strongly encouraged to do so if the award nomination is unclear or subject to misinterpretation as to whether the award is justified or not. We realize it may not be possible to include everything that would apply to an award nomination, but any additional information, that may be helpful and which can be easily obtained should be included to help the Issuing Authority understand the events surrounding the nomination.
3. As necessary and wherever possible, supporting statements from witnesses, victims, etc... and other readily available information should be included with the award nomination. This does not mean you need to include statements from others for all awards (i.e., Initial Entry Training Ribbon, Great Barrier Award, etc...), but some awards (Gold and Silver Nebula, Wounded Lion, etc...) are of a type that this outside information greatly aids the decision making process and gives a much clearer view of what went on and how events transpired leading to the award nomination. The more information and details you can provide, the stronger the nomination and the better the chance that it will be awarded.

4. In the event that an award is denied, for whatever reason, the person may not be resubmitted for that award based on that particular action/event for reconsideration. This is why it is necessary to include everything that may be pertinent to the award being submitted for consideration.
5. The decision of the Issuing Authority may be appealed, in accordance with the SFMC Appeal Policy (set forth in the SFMC Policy and Procedures Manual).

Evaluation Criteria for all Nebula Nominations

1. All award requests for Nebula awards must be made as indicated in the SFMC award policy and include all applicable information. It is very unlikely that the General Staff or the Commandant will have time to do any additional research on the nomination, therefore it is imperative that the award nomination include ALL applicable and relevant information at the time of submission.
2. When any nomination for a Nebula Award is received, the Commandant will forward such nomination to the General Staff to obtain their input and thoughts on the award.
3. The award nomination is to be evaluated on the criteria listed for each Nebula Award as nominated.
4. The General Staff may recommend that a lower award may be more appropriate than the Nebula award the Marine has been nominated to receive.
5. The Commandant will consider all comments of the General Staff relevant to the award nomination and make his/her decision as to whether to issue the award as nominated, issue a lower award, or deny the award nomination.
6. If the award requested is not issued, the Commandant shall send an email to the nominator to inform the nominator that the award was denied or that a lower than requested award was approved. No explanation of the GS' decision or reasons will be given unless specifically requested by the Marine who made the nomination.
7. If the award requested is issued, or if a lower Nebula award is issued, then the Commandant shall make an announcement to the Corps-I list announcing such an award

8.2 SFMC Achievement Awards (In Order of Precedence)



GOLD NEBULA

Issuing Authority: Commandant

Frequency: As needed

Ribbon Description: Black with gold Oak Leaf cluster

This award is given to any SFMC member who saves another person from immediate and potentially fatal harm while risking his/her own life in the process. The award recipient must meet the following special criteria (and the nomination should include all applicable information relevant to these criteria) to qualify for this award:

1. The "victim" must have been in immediate and potentially fatal harm at the time of the marine's action. This means the person's life MUST have been in danger (near certainty) of being lost without medical treatment, or other professional aid, within a reasonable amount of time without the Marine's actions (this must be clear either from the award nomination itself or from supporting documentation).
2. The Marine's life MUST also have been placed in danger by his/her actions. This means the Marine must have done something, during the course of his actions, to place his own life in danger (i.e., saving a child from drowning by jumping into a rushing river and pulling the child to shore is a worthy example; simply using your car to stop other traffic from impacting the victim or the victim's vehicle is not).
3. Lifesaving as a normal part of one's employment (paramedic, doctor, lifeguard, etc.) is excluded from this award. However, actions made while off-duty from one's job may be considered for this award.

This award is considered the Medal of Honor for the SFMC, and recipients of this award who are displaying this ribbon may be saluted under any circumstance.




SILVER NEBULA

Issuing Authority: Commandant

Frequency: As needed

Ribbon Description: Black with Silver Oak Leaf Cluster

This award is given to any SFMC member who saves another person from immediate and potentially fatal harm without risking his/her own life in the process. Other than the risk to the lifesaver's own life, all criteria of the Gold Nebula apply.



DISTINGUISHED SERVICE CROSS

Issuing Authority: General Staff

Frequency: As needed

Ribbon Description: Red/White/Black

This award is given to any member of the SFMC to recognize their lengthy and dedicated service to the SFMC. Recipients of this award will have demonstrated their dedication to the SFMC over extended lengths of time in a variety of positions of responsibility within and benefiting the SFMC. This Marine will have consistently performed above and beyond the normal duties of grade, branch, specialty or assignment to the degree of extraordinary recognition from key individuals of the SFMC. Simple experience of an individual is not adequate basis for this award.

In order to qualify for this award a candidate must have already received the Commandant's Meritorious Service Award (CMSA) or STARFLEET Cross and continued to serve the SFMC in a leadership or staff position above the MSG level for at least 3 years after receipt of the Commandant's MSA or STARFLEET Cross. In order to receive this award, after meeting the basic qualifications, the General Staff must vote to issue by at least a 2/3 majority. At least five (5) years must pass between issuance of this award to any specific individual.



CROSS OF HONOR (a.k.a. SFMC Marine of the Year)

Issuing Authority: Commandant

Frequency: Annual (one award issued to one marine each year)

Ribbon Description: Gold

Cadets Eligible for Award: No

This award is given to the marine, officer or enlisted, that most exemplifies the spirit, image and attitude of the SFMC—the one who sets the standard for personal conduct, appearance, motivation, dedicated service and esprit de corps for which all STARFLEET Marines strive. Normally, the General Staff selects the top three candidates for this award from among the Cross of Valor recipients in the various brigades, and then passes those names on to the Commandant for his selection of the final recipient. The recipient of the Cross of Honor is known as the “Marine of the Year”.



SWORD OF HONOR (a.k.a. SFMC Officer of the Year)

Issuing Authority: Commandant

Frequency: Annual (one award issued to one marine each year)

SFMC Ribbon Name: Jackson Ribbon

Cadets Eligible for Award: No

This award is given to the Marine who most exemplifies the personal and professional standards of leadership valued by the SFMC. This individual has provided the highest standard of guidance and leadership to their fellow Marines, setting a standard of excellence for other leaders to follow. Normally, the General Staff selects the top three candidates for this award from among the Sword of Valor recipients in the various brigades, and then passes those names on to the Commandant for his selection of the final recipient.



SHIELD OF HONOR (a.k.a. SFMC Volunteer of the Year)

Issuing Authority: Commandant

Frequency: Annual (one award issued to one marine each year)

SFMC Ribbon Name: Akers Ribbon

Cadets Eligible for Award: No

This award is given to the Marine who has made the most significant personal impact in community service efforts within the SFMC. This effort does not necessarily have to be on behalf of a SFMC campaign effort, and financial donations are specifically excluded as the basis for eligibility. Volunteering your time and hard work counts; simply writing a check doesn't. Normally, the General Staff selects the top three candidates for this award from among the Shield of Valor recipients in the various brigades, and passes those names on to the Commandant for his selection of the final recipient.



STAR OF HONOR (a.k.a. SFMC NCO of the Year)

Issuing Authority: SGM/SFMC

Frequency: Annual (one award issued to one marine each year)

Ribbon description: Red and White

Cadets Eligible for Award: No

This award is given to the Marine NCO who most exemplifies the personal and professional standards of leadership valued by the SFMC NCO Corps. This Marine NCO has made a significant personal impact in community service efforts throughout their area, and through their actions and words, have provided the highest standard of guidance and leadership to their fellow Marines, setting a standard of excellence for other NCOs to follow. Normally, the General Staff selects the top three candidates for this award from among the Star of Valor recipients in the various brigades, and then passes those names on to the SGM/ SFMC for his selection of the final recipient.

**LEGION OF HONOR (a.k.a. SFMC Unit of the Year)****Issuing Authority:** Commandant**Frequency:** Annual (one award issued to one unit each year)**SFMC Ribbon Name:** Smith-Weber Ribbon**Cadets Eligible for Award:** No, but can be awarded if, and only if the Cadet is not a member of a MTU.

This award is given to the SFMC unit that most exemplifies the spirit, image and attitude of the Corps. This unit should set the standard for conduct, appearance, motivation and activity for which all STARFLEET Marine units strive. Normally, the General Staff selects the top three candidate units for this award from among the Legion of Valor recipients in the various brigades, and passes those units on to the Commandant for his selection of the final recipient.

**STARFLEET CROSS****Issuing Authority:** Commander, Starfleet**Frequency:** As needed (one award per marine per year maximum)**SFMC Ribbon Name:** Les Rickard Ribbon (Royal Blue/Gold/Royal Blue)**Cadets Eligible for Award:** No

This award is given by the Commander, Starfleet to recognize a marine who has rendered exceptional service to STARFLEET in general—either by demonstrating consistently outstanding performance over time, or by performing a particular task or service to a high standard of excellence.

**COMMANDANT'S MERITORIOUS SERVICE AWARD****Issuing Authority:** Commandant**Frequency:** As needed (one award per marine per year maximum)**SFMC Ribbon Name:** Olson Ribbon**Cadets Eligible for Award:** No

This award is given to any member of the SFMC who has distinguished himself or herself with exceptional meritorious conduct in the performance of outstanding service to the SFMC over an extended period of time. This Marine will have performed above and beyond the normal duties of grade, branch, specialty or assignment to the degree of special recognition from key individuals of the SFMC. Simple experience of an individual is not adequate basis for this award.

To qualify for this award, an individual must have already been awarded the SFMC Service Commendation at least twice and have served in a leadership role in the SFMC on the Brigade level (or above) for at least 2 years. Leadership role means serving as BDE staff or service on the GS as a member, their deputy or as part of the GS member's staff, the service does not have to be in the same role, but must be continuous. At the discretion of the issuing authority, the continuous service requirement may be waived for just and stated cause in favor of 5 years total service as outlined above. At least three (3) years must pass between issuance of this award to any specific individual.



COMET

Issuing Authority: Brigade OIC
Frequency: As needed
Ribbon Description: Gold and Purple
Cadets Eligible for Award: No

This award is given to any SFMC member who saves another person from imminent harm without risking his/her own life in the process. This award is to be used when it is not clear whether the harm that would have been done to the victim was of an “immediate and potentially fatal” nature, as required by the Gold and Silver Nebula Awards.

1. Imminent harm is defined as the probable serious injury if action by the Marine had not occurred.
2. Severe injury is defined as broken bones, need for surgery, higher than normal pain and suffering (more than a few days of soreness or minor ache).
3. Actions which prevent a person from minor aches and pains (i.e., plant falling on arm/ leg, falling less than 7 feet from a ladder or other height (unless it is readily apparent that broken bones or other injuries would probably result), etc...) are excluded from consideration of this award as they are not defined as serious injuries.
4. Dependent upon the medical condition of the person saved (diabetes, brittle bones, etc.), some ordinarily excluded actions would qualify a marine for this award; such medical condition information, therefore, should be included in the nomination.



CROSS OF VALOR (a.k.a. Brigade Marine of the Year)

Issuing Authority: Brigade OIC
Frequency: Annual (one award per brigade issued each year)
SFMC Ribbon Name: Deidre Rickard Ribbon
Cadets Eligible for Award: No

This award is given to the marine, officer or enlisted, that most exemplifies the spirit, image and attitude of the SFMC within a particular brigade—the one who sets the standard for personal conduct, appearance, motivation, dedicated service and esprit de corps for which all STARFLEET Marines in that brigade strive.



SWORD OF VALOR (a.k.a. Brigade Officer of the Year)

Issuing Authority: Brigade OIC
Frequency: Annual (one award per brigade issued each year)
SFMC Ribbon Name: Bisig Ribbon
Cadets Eligible for Award: No

This award is given to the Marine who most exemplifies the personal and professional standards of leadership valued by the Brigade. This individual, through their actions and words, has provided the highest standard of guidance and leadership to their fellow Marines, setting a standard of excellence for other leaders to follow.

**SHIELD OF VALOR (a.k.a. Brigade Volunteer of the Year)***Issuing Authority:* Brigade OIC*Frequency:* Annual (one award per brigade issued each year)*SFMC Ribbon Name:* Kelley Ribbon*Cadets Eligible for Award:* No

This award is given to the Marine who has made the most significant personal impact in community service efforts within the Brigade. This effort does not necessarily have to be on behalf of a SFMC campaign effort, and financial donations are specifically excluded as the basis for eligibility. Volunteering your time and hard work counts; simply writing a check doesn't. Candidates for this award should be chosen from marines in a particular brigade who have received the Community Service Citation within the past year.

**STAR OF VALOR (a.k.a. Brigade NCO of the Year)***Issuing Authority:* Brigade SGM*Frequency:* Annual (one award per brigade issued each year)*Ribbon description:* Red*Cadets Eligible for Award:* No

This award is given to the Marine NCO who most exemplifies the personal and professional standards of leadership valued by the NCO Corps of a Brigade. This Marine NCO has made a significant personal impact in community service efforts throughout their area, and through their actions and words, have provided the highest standard of guidance and leadership to their fellow Marines, setting a standard of excellence for other NCOs to follow.

**LEGION OF VALOR (a.k.a. Brigade Unit of the Year)***Issuing Authority:* Brigade OIC*Frequency:* Annual (one award per brigade issued each year)*SFMC Ribbon Name:* Matt Copple Ribbon*Cadets Eligible for Award:* No, but can be awarded if, and only if the Cadet is not a member of a MTU.

This award is given to the Brigade unit that most exemplifies the spirit, image and attitude of the STARFLEET Marine Corps within that Brigade. This unit should set the standard for conduct, appearance, motivation and activity for which all units in the Brigade strive.

**WOUNDED LION***Issuing Authority:* Commandant*Frequency:* As needed*Ribbon description:* Purple*Cadets Eligible for Award:* No

This award is given to Marines who are seriously injured while on duty as a STARFLEET Marine during a STARFLEET or STARFLEET Marine event. The injury must be serious enough to require emergency room attention.

**SFMC SERVICE COMMENDATION***Issuing Authority:* Commandant*Frequency:* As needed (one award per marine per year maximum)*SFMC Ribbon Name:* Hoover Ribbon*Cadets Eligible for Award:* No

This award is given to recognize marines who have rendered exceptional service to the Corps by demonstrating consistently outstanding performance over time. To be eligible for this award, a marine must have served in an official capacity for a period of at least six months.



SFMC ACHIEVEMENT AWARD

Issuing Authority: Commandant
Frequency: As needed
Ribbon description: Navy Blue
Cadets Eligible for Award: No

This award is given to recognize marines who have rendered exceptional service to the Corps by performing a particular task or service to a high standard of excellence. Such accomplishment should be of national or international significance and affect or reflect favorably on the Corps as a whole.



BRIGADE SERVICE COMMENDATION

Issuing Authority: Brigade OIC
Frequency: As needed (one award per marine per year maximum)
Ribbon description: Grey
Cadets Eligible for Award: No

This award is given to recognize marines who have rendered exceptional service to a particular brigade by demonstrating consistently outstanding performance over time. To be eligible for this award, a marine must have served in an official capacity for a period of at least six months.



BRIGADE ACHIEVEMENT AWARD

Issuing Authority: Brigade OIC
Frequency: As needed
SFMC Ribbon Name: Strasser Ribbon
Cadets Eligible for Award: No


This award is given to recognize marines who have rendered exceptional service to a particular brigade by performing a particular task or service to a high standard of excellence. Such accomplishment should be of regional significance and affect or reflect favorably on the brigade as a whole.



MERITORIOUS UNIT CITATION

Issuing Authority: Brigade OIC (for BN and below),
 COFORCECOM (for BDE or above)
Frequency: As needed (one award per unit per year maximum)
SFMC Ribbon Name: Malotte Ribbon
Cadets Eligible for Award: Yes (All Cadet Grades)

This award is given to an MSG, a BDE staff, or other marine unit which exemplifies meritorious service either by demonstrating consistently outstanding performance over time, or by performing a particular task or service to a high standard of excellence. Receipt of this award neither nominates a unit for, nor precludes a unit from, receiving additional unit recognition such as the Legion of Valor.



LEADER'S COMMENDATION

Issuing Authority: Unit OIC
Frequency: As needed (one award per marine per year maximum)
SFMC Ribbon Name: Murphy Ribbon
Cadets Eligible for Award: Yes (All Cadet Grades)

This award is given by a Unit OIC to a marine under his command who exemplifies meritorious service either by demonstrating consistently outstanding performance over time, or by performing a particular task or service to a high standard of excellence. Receipt of this award neither nominates the marine for, nor precludes him from, receiving additional recognition such as the Cross of Valor.

8.3 SFMC Service Awards (In Order of Precedence)



MARINE HONOR GUARD

Issuing Authority: Brigade OIC

Frequency: As needed (one award per marine per year maximum)

Ribbon description: Maroon

SFMC Ribbon Name: Ted Tribby Ribbon

Cadets Eligible for Award: Yes (All Cadet Grades)

Members of the STARFLEET Marine Corps who serve on SFMC Color Guards, Honor Guards or Drill Teams at public events (STARFLEET or otherwise) are eligible for this award. Recipients of this award have spent time and effort in close order drill or other parade skills, and are deserving of special recognition.



GREAT BARRIER EXPEDITION

Issuing Authority: Brigade OIC

Frequency: As needed (two awards per marine per year maximum)

SFMC Ribbon Name: McPherson Ribbon

Cadets Eligible for Award: Yes (All Cadet Grades)

This award is given to Marines who have undertaken extreme or lengthy travel on behalf of the SFMC. The two important criteria are “extreme or lengthy” and “on behalf of the SFMC.” The former requires a judgement call by the Brigade OIC. A possible standard might be 5 hours travel time, for example. The latter is more exact: Taking a long road trip to attend a convention with the other members of your chapter, for example, does not qualify. Doing so because you are going to be presenting a class or demonstration (as a Marine) would qualify.



DISASTER RELIEF

Issuing Authority: Commandant

Frequency: As needed

SFMC Ribbon Name: Anbinder Ribbon

Cadets Eligible for Award: Yes (All Cadet Grades)

This award is authorized to Marines who have assisted in some form of disaster relief effort, whether the disaster is natural or man-made. Financial donations are specifically excluded as the basis for eligibility for this award. Further, the Marine may not receive this award if participation in the disaster relief effort was a requirement of their employment (National Guard, etc.).



UNITED NATIONS SERVICE

Issuing Authority: Commandant

Frequency: As needed (one award per marine per year maximum)

Ribbon description: Royal Blue

Cadets Eligible for Award: Yes (All Cadet Grades)

This award recognizes marines who make major efforts in the promotion of world peace. Financial donations are specifically excluded as the basis for eligibility—volunteering your time and hard work count, simply writing a check does not. A marine who spent more than 100 hours in service to a recognized charity organization that helps to promote world peace (i.e. Red Cross, AmFam, etc.) over a period of six months or more would qualify for this award.



PRENTARES

Issuing Authority: Commandant
Frequency: As needed (one award per marine per year maximum)
Ribbon description: White and Black
Cadets Eligible for Award: Yes (All Cadet Grades)

This award recognizes marines who make major efforts in the promotion of space exploration. Financial donations are specifically excluded as the basis for eligibility—volunteering your time and hard work count, simply writing a check does not. A Marine who spent more than 100 hours in service to a recognized charity organization which impacts space exploration (i.e., volunteering time as an instructor, guide, etc., at the local planetarium) over a period of six months or more would qualify for this award.



COMMUNITY SERVICE CITATION

Issuing Authority: Brigade OIC
Frequency: As needed (one award per marine per year maximum)
SFMC Ribbon Name: Brooks Ribbon
Cadets Eligible for Award: Yes (All Cadet Grades)

This award is authorized to Marines who have made a significant personal impact in a community service effort. This effort does not necessarily have to be on behalf of a SFMC campaign effort for the current year, however financial donations are specifically excluded as the basis for eligibility volunteering your time and hard work count, simply writing a check does not.



COMMUNICATIONS SERVICE AWARD

Issuing Authority: COINFOCOM
Frequency: As needed
SFMC Ribbon Name: Dyar Ribbon
Cadets Eligible for Award: Yes (All Cadet Grades)

This award is given at the discretion of the COINFOCOM to those Marines who have demonstrated their communications skills in service to the Corps in general, or INFOCOM in particular. Such skills may be demonstrated through contributing to SFMC, BDE, or unit publications; creation of superior quality SFMC-oriented websites; or other similar activities.



GOOD CONDUCT MEDAL

Issuing Authority: COFORCECOM
Frequency: As needed
SFMC Ribbon Name: McNulty Ribbon
Cadets Eligible for Award: Yes (All Cadet Grades)

This award is given for three consecutive years of membership in good standing as a STARFLEET Marine. Once the award is issued, the three-year clock resets. In other words, a marine who joined the Corps in 1995 will receive a GCM for the period 1995 to 1998. He will receive his next one in 2001. He may not request one in 1999 for the period 1996 to 1999, because the clock “reset” in 1998.

For the first 5 issuances of the Good Conduct Medal (yrs. 3, 6, 9, 12, and 15), stars will be added as specified in the regulations. After the 15th year, no further GCMs will be awarded until the Marine reaches the 20th year of service. At this point, rather than adding a gold star, a Good Conduct Knot device will replace the stars on the ribbon. Once this is done, no further devices will be added to the ribbon.



SFMC ANNIVERSARY RIBBON

Issuing authority: COFORCECOM

Frequency: Originally issued in 2003 and in ten year increments thereafter.

Ribbon description: Jim Harris Ribbon

Cadets Eligible for Award: Yes (All Cadet Grades)

This ribbon is awarded to anyone who served the Corps during its anniversary year beginning at the start of IC 2002 on August 1, 2002 and ending at the completion of IC 2003 on August 3, 2003. Additionally, it is authorized for issue upon anniversaries in 10 year increments after that (i.e. 2013, 2023, etc.) For each issuing decade, a unique identifying item is added to the ribbon, signifying the first anniversary year that the recipient was authorized to wear the ribbon.

Year	Identifying Item	Year	Identifying Item
2003	Gold Star	2023	Bronze Oakleaf
2013	Silver Star	2033	Arrowhead



INTERNATIONAL SERVICE RIBBON

Issuing authority: COFORCECOM

Frequency: Once per year

Ribbon description: Gold and Black

Cadets Eligible for Award: Yes (All Cadet Grades)

This award is given to any member of the SFMC who attends an International Starfleet Marine Muster.



BRIGADE MUSTER AWARD

Issuing authority: COFORCECOM

Frequency: Once per year

Ribbon description: Gold and Red

Cadets Eligible for Award: Yes (All Cadet Grades)

This award is given to those SFMC members who attend their Brigade's annual Muster, if one is held



JOINT SERVICE RIBBON

Issuing Authority: Brigade OIC

Frequency: As needed (one award per marine per year maximum)

SFMC Ribbon Name: Kinne Ribbon

Cadets Eligible for Award: Yes (All Cadet Grades)

This award is given to marines for participation in events with other Science Fiction oriented fan organizations, to include other Star Trek-related fan organizations other than SFI. This may be cooperative or competitive, and must be done while obviously participating as a STARFLEET Marine. Participation as a marine can be shown by wearing a SFMC uniform, a unit cap or shirt, or by obviously being associated with others who are wearing an SFMC uniform. Marines who are also members of the same fan organization are not eligible. This award combines and replaces the Organian Service, Wolf 359, Bajoran Campaign, Andorian Campaign, Klingon Service and Romulan Service ribbons.



EMBASSY DUTY

Issuing Authority: Brigade OIC

Frequency: As needed (two awards per marine per year maximum)

Ribbon description: Red and Black

Cadets Eligible for Award: Yes (All Cadet Grades)

This award is given to marines for participation at a STARFLEET function, such as the annual International Conference or a Regional Summit. The key word here is participation, not attendance. The Marine must have done more than simply attend (i.e., served on a panel, worked on the Security detail, etc.) Likewise, the Marine must have attended as a Marine for the entire time.



LEGION OF ARMS

Issuing Authority: COFORCECOM

Frequency: As needed (one award per marine maximum)

SFMC Ribbon Name: Monroe Ribbon

Cadets Eligible for Award: No

This award is authorized to members of the SFMC who have actively served 180 days or more in the active or reserve components of their country's armed forces. In the case of the United States, this includes the Marine Corps, Navy, Army, Air Force, and Coast Guard. It does not include the Merchant Marine or service auxiliaries like the Civil Air Patrol. It does include the Reserve Officer Training Courses (such as ROTC), or similar organizations. The member must have completed two years of service and summer camp (basic training, MS3) for the United States Armed Services. Other countries' qualifying service will be authorized by the COFORCECOM on an as needed basis.

This award may be worn at the same time as the Cadet Legion of Arms if the wearer has qualified to wear both awards. However, it is discouraged and the preferred wear for those who are qualified for both awards is that the Legion of Arms is the only one worn.



CADET LEGION OF ARMS

Issuing Authority: COFORCECOM

Frequency: As needed (one award per marine maximum)

SFMC Ribbon Name: Monroe ribbon w/Good Conduct Knot device

Cadets Eligible for Award: Yes (Cadet Grades 3 and 4)

This award is authorized to members of the SFMC who are graduates of JROTC or similar Military Cadet Force organizations. The awardee must have served at least two years and, in the case of JROTC, must have maintained a grade point average of 3.0 or higher. Qualifying criteria and organization from countries outside the United States will be evaluated by COFORCECOM as needed to ensure they qualify for this award. The ribbon for this award remains the same as for the Legion of Arms, except that a bronze good conduct device (knot) is added to the ribbon.



CADET SERVICE COMPLETION AWARD

Issuing Authority: COFORCECOM

Frequency: As needed (one award per marine maximum)

SFMC Ribbon Name: Maroon and Gray

Cadets Eligible for Award: No

This award is presented to members of the SFMC who have aged out/graduated of the Cadet Corps and continue to serve the SFMC as adults to thank them for their dedication and service to the SFMC as a Cadet. Marines who have aged out/graduated from the Cadet Corps at the age of fifteen (15) or eighteen (18) are eligible for the award. However those individuals who have stayed in the Cadet Corps until the age of eighteen (18) are authorized to wear a gold oak leaf affixed to the ribbon signifying that they completed the entire Cadet Corps program.

8.4 SFMC Training Awards (In Order of Precedence)



TRACOM COMMANDER'S AWARD

Issuing Authority: COTRACOM

Frequency: Once per year

SFMC Ribbon Name: Bell Ribbon

Cadets Eligible for Award: No

The Commander's Award is given to the Marine who is selected by the COTRACOM as having had the most influential impact on TRACOM during the previous year. Each Branch Director may submit nominees that they feel is most deserving and the reasons for that nomination; COTRACOM will then select the recipient from those nominations and it will be announced at the International Muster the following year. This award is based on the calendar year and may be awarded to either students of the SFMCA or TRACOM staff members who have performed their duties to a level the goes above and beyond what is normally expected of a TRACOM staff member.

This award is presented with a Medal and the Ribbon, for wear on the Uniform. These items are available from Glendale (www.glendale.com) and are listed as follows: Medal (E Medal, In Honor of Academic Excellence) is part number E9141Gold with Ribbon drape (part number RL451) and connector (part number MDLASEM, the ribbon is part number RBN16RYRDWH).



ACADEMIC EXCELLENCE AWARD

Issuing Authority: COTRACOM

Frequency: As needed

Ribbon description: Orange

Cadets Eligible for Award: No

The Academic Excellence Award is awarded, automatically, to any Marine who earns a degree with Honors from the SFMCA. This award is also issued to those Marines who complete at least 50 courses from the SFMCA in recognition of their continued studies at the SFMCA. COTRACOM is also empowered to make this award to any Marine who demonstrates Academic Excellence in other areas as well as for service to the SFMC Training and Doctrine Command.



NCO ACADEMIC RIBBON

Issuing Authority: SGM/TRACOM

Frequency: As needed

Ribbon description: White with Numeral indicating level of training completed.

Cadets Eligible for Award: No

The NCO Development Award is awarded, automatically, to any Marine, of Enlisted Rank, who completes the NCO Basic Development Course (NCO-10) at the SFMCA's NCO Academy. Each additional Course, in the NCO Academy, completed by that Marine earns the right to add a numeral to their ribbon indicating the number of NCO Courses successfully completed. Ribbon is White with Silver Number (1, 2, or 3) indicating number of NCO courses completed.



PROFESSIONAL DEVELOPMENT AWARD

Issuing Authority: COTRACOM

Frequency: As needed (one award per marine maximum)

Ribbon description: White with Gold Torch device

Cadets Eligible for Award: No

The Professional Development Award is awarded to any Marine who completes Marine Basic Training (PD-10) and the Primary Leadership Development Course (PD-20) at the SFMCA and then provides proof of having also passed the Officer's Training School (OTS) from the STARFLEET Academy.



ADVANCED MEDICAL PROFICIENCY AWARD

Issuing Authority: Branch Director - Medical
Frequency: As needed (one award per marine maximum)
Ribbon description: Hunter Green or Kelly Green with Gold Oak Leaf
Cadets Eligible for Award: No

This award is authorized to marines who have:

1. A current CPR certification that is equivalent to a Basic Cardiac Life Support Course by the American Heart Association;
2. A First Aid Course that is equivalent to a Advanced First Aid Course by the American Red Cross; or,
3. Has completed a Emergency Medical Technician Course (Basic)
Documentation of such training must be provided by the certifying organization, and verified by the issuing authority. This ribbon is unlike most others in that it may only be worn as long as the individual's certification is in effect.



MEDICAL PROFICIENCY AWARD

Issuing Authority: Branch Director - Medical
Frequency: As needed (one award per marine maximum)
Ribbon description: Hunter Green or Kelly Green
SFMC Ribbon Name: Dr. David Miller Ribbon
Cadets Eligible for Award: Yes (Cadet Grade 3 and 4)

This award is authorized to marines who have completed either of the conditions stated below:

1. Completed a CPR course that is equivalent to a Heartsaver course by the American Heart Association.
2. Completed a Basic Cardiac Life Support Course or equivalent.
Documentation of such training must be provided by the certifying organization, and verified by the issuing authority. This ribbon (and its devices) is unlike most others in that it may only be worn as long as the individual's certification is in effect.



MARINE PROFICIENCY RIBBON

Issuing Authority: COTRACOM
Frequency: As needed (one award per marine maximum)
Ribbon description: White with Silver Torch device
Cadets Eligible for Award: Yes (Cadet Grade 3 and 4)

The Marine Proficiency Ribbon is awarded, automatically, to any Marine who completes the Marine Essential Tasks List (PD-12) at the SFMCA.



INITIAL ENTRY TRAINING AWARD

Issuing Authority: COTRACOM
Frequency: As needed (one award per marine maximum)
Ribbon description: White with Bronze Torch device
Cadets Eligible for Award: No

The Initial Entry Training Award is awarded, automatically, to any Marine who completes Marine Basic Training (PD-10) at the SFMCA. Ribbon is White with Bronze Torch Device, available from Glendale (www.glendale.com).

**CADET INITIAL ENTRY TRAINING AWARD****Issuing Authority:** COTRACOM**Frequency:** As needed (one award per marine maximum)**Ribbon description:** White with Bronze Anchor device**Cadets Eligible for Award:** Yes (Cadet Grade 3 and 4)

The Cadet Initial Entry Training Award is awarded, automatically, to any Cadet who completes Cadet Advanced Marine Basic Training (PD-7) at the SFMCA. Once a cadet has reached the age of 14 and is no longer considered a cadet by the SFMC, this award converts to the Initial Entry Training Award, at which time the Bronze Anchor Device is removed and replaced with the Bronze Torch Device.

8.5 Other SFMC Awards (In Order of Precedence)**COMMANDANT'S CAMPAIGN AWARD****Issuing Authority:** SFMC Commandant**Frequency:** As needed**Ribbon description:** Blue and Gold**SFMC Ribbon Name:** Commandant's Campaign Award**Cadets Eligible for Award:** Yes (All Cadet Grades)

This ribbon is given for completing or participating (certain criteria may have to be met to qualify) in a Commandant's Campaign. It is worn on the right chest to the outside of any Wilderness Challenge Qualification badge. It is a Blue and Gold ribbon.

**WILDERNESS CHALLENGE QUALIFICATION BADGE****Issuing Authority:** SFMC Commandant**Frequency:** As needed**Ribbon description:** Black Ribbon with Gold Frame**Cadets Eligible for Award:** Yes (All Cadet Grades)

This badge is issued to any Marine who participates in the Annual SFMC Wilderness Challenge and completes all the criteria. The badge is a black ribbon and a gold frame with a device indicating the SFMCWC that was participated in, i.e. SFMC Wilderness Challenge 2000's device is a bronze arrowhead. A maximum of three such devices can be added to the ribbon. It is worn on the right breast ½ inch above the Name Plate, below any other Qualification Badges and to the inside of the Commandant's Campaign Award.

**RECRUITING RIBBON****Issuing Authority:** COFORCECOM**Frequency:** As needed**Ribbon description:** Gold / Green / Gold / Green / Gold**Cadets Eligible for Award:** Yes (All Cadet Grades)

Recruiting is very much a part of the STARFLEET Marine Corps. It is how the SFMC grows, and therefore special recognition is bestowed upon those who take time to grow the SFMC's membership. The SFMC Recruiting Ribbon is awarded to a Marine who successfully recruits five members into the SFMC.

If a Marine has been particularly successful in recruiting and has successfully recruited 25 individuals into the SFMC, they are authorized to attach a gold frame to the ribbon. This gold frame signifies that the individual wearing the ribbon is a master recruiter.

To be eligible for this award, a Marine must submit a list of the members that they have successfully recruited (see below for criteria) to their Brigade OIC, who upon verification will certify to FORCECOM that the nominee is responsible for recruiting the names submitted, and that the required retention time has been met. The list must include the name, SCC numbers, the date joined STARFLEET and the date on which the individual joined the SFMC by changing their affiliation in the STARFLEET Database.

Before issuance of the award, FORCECOM will verify that the Brigade OIC has confirmed the recruit's status, join and expiration dates as listed in the STARFLEET Database, if the recruit in question has appeared on any SFMC roster prior to recruitment, and has as well contacted the members on the list to confirm that the Marine nominated for the award was indeed the recruiting officer.

(continued over page)

A recruit is considered to be successfully recruited if:

- 1) An individual who is not a member of either STARFLEET and the SFMC, joins STARFLEET and elects to be a member of the SFMC by changing the affiliation option in the STARFLEET Database to either SFMC Active or Reserve and then subsequently renews their membership at the end of their first year. However, these individuals must not have appeared on any SFMC unit roster prior to their selection of either Active or Reserve status to count toward satisfying the total number of recruits required. Individuals who have been listed on SFMC unit rosters in the past will not be counted.
- 2) An individual who is currently a member of STARFLEET who changes their affiliation option in the STARFLEET Database to either SFMC Active or Reserve and then subsequently renews their membership at the end of their first year. However, these individuals must not have appeared on any SFMC unit roster prior to their selection of either Active or Reserve status to count toward satisfying the total number of recruits required. Individuals who have been listed on SFMC unit rosters in the past will not be counted.

INDIVIDUAL LETTER of COMMENDATION (ILoC)

Issuing Authority: FORCECOM (at the request of any billet/office listed as the issuing authority for any SFMC achievement award, including all members of the SFMC General Staff)

Frequency: As needed, but only one ILoC may be requested by the same office to the same individual in a 12 month period. (An ILoC may not be requested for one's self)

Ribbon description: None, certificate only

Cadets Eligible for Award: Yes (all Grades)

NOTICE: THE PROCEDURE FOR GRANTING THIS AWARD IS DIFFERENT FROM OTHER SFMC AWARDS, PLEASE READ THE ENTIRE SECTION CAREFULLY, AND CONTACT FORCECOM WITH ANY QUESTIONS

This award is given to individual STARFLEET Marines for actions deemed worthy of recognition by the requesting authority, either by demonstrating consistently outstanding performance over time, or by performing a particular task or service to a high standard of excellence.

The ILoC is intended to give public recognition (and a permanent record of that recognition) to Marines in addition to other awards they may have earned, or in place of another award. One use of this award is the case where a Marine has done something that warrants recognition, but because of circumstances (such as the limits on issuing an award in a 12 month period) no reward is available. The ILoC is a way of bridging the gap. The ILoC should never be issued for the same actions as another award received by the same Marine. (For example: If a Marine is issued the Embassy Duty ribbon for work done at a BDE muster, it would be inappropriate to also issue an ILoC for those same actions.)

The requesting authorities for this award are granted a wide degree of discretion in asking FORCECOM to issue an ILoC, but the requirement of a detailed individual letter is absolute. Responsibility for this letter falls solely to the requesting authority

The award, once approved by FORCECOM, consists of an actual letter (the text of which is reported up the Marine's Chain of Command) detailing the reason for the commendation, with an E-cert available. The text of this letter must also be made available through appropriate public channels such as newsletters, e-mail lists, etc whenever possible. Publication of the text is the responsibility of the requesting authority. NOTE: No public mention or forwarding on of the text of the LoC should be done until after the award is approved by FORCECOM. FORCECOM will summarily deny any request for an ILoC that does not include a letter containing at a minimum the intended recipient's name, rank, SCC number, the action or actions by that individual cited as the reasons for the commendation, and the date or time period of those actions. If an E-cert is requested, standard lead times apply.

UNIT LETTER of COMMENDATION (ULoC)

Issuing Authority: FORCECOM (at the request of any billet/office listed as the issuing authority for another award)

Frequency: As needed, but only one ULoC may be requested by the same office for the same unit in a 12 month period. (A unit OIC may not be request a ULoC for their own unit)

Ribbon description: None, certificate only

Cadets Eligible for Award: Yes (all Grades)

NOTICE: THE PROCEDURE FOR GRANTING THIS AWARD IS DIFFERENT FROM OTHER SFMC AWARDS, PLEASE READ THE ENTIRE SECTION CAREFULLY, AND CONTACT FORCECOM WITH ANY QUESTIONS.

This award is given to STARFLEET Marine units for actions deemed worthy of recognition by the requesting authority, either by demonstrating consistently outstanding performance over time, or by performing a particular task or service to a high standard of excellence.

The ULoC is intended to give public recognition (and a permanent record of that recognition) to Marine units in addition to other awards they may have earned, or in place of another award. Because there are very few other SFMC awards given to entire unit, the ULoC may be considered a valuable way to recognize the efforts of a group as a whole, rather than singling out individual Marines. The ULoC should never be issued for the same actions as another award received by the same unit (For example: If a unit is issued a Recruiting streamer for their guidon for a particular year, it would be inappropriate to also issue a ULoC those same actions. However, if the same unit had earned a Recruiting streamer for several years in a row, a ULoC might be an appropriate way to recognize outstanding effort over time)

The requesting authorities for this award are granted a wide degree of discretion in asking FORCECOM to issue a ULoC, but the requirement of a detailed individual letter is absolute. Responsibility for this letter falls solely to the requesting authority

The award, once approved by FORCECOM, consists of an actual letter (the text of which is reported up the Chain of Command) detailing the reason for the commendation, with an E-cert available. The text of this letter must also be made available through appropriate public channels such as newsletters, e-mail lists, etc whenever possible.

Publication of the text is the responsibility of the requesting authority. NOTE: No public mention or forwarding on of the text of the LoC should be done until after the award is approved by FORCECOM

FORCECOM will summarily deny any request for a ULoC that does not include a letter containing at a minimum the name, rank, and SCC number of the unit OIC, the unit number (unit names are optional but strongly recommended), unit BOS, the action or actions by that unit cited as the reasons for the commendation, and the date or time period of those actions. If an E-cert is requested, standard lead times apply.

NOTE: Please pay particular attention to the subtle differences in the requirements for the letter of an ILoC and for the ULoC. Note also that the unit name (such as the "Maulers") is not required but is strongly recommended to add to the personal feel of the letter

8.6 SFMC Naval Citations (Certificate Only)

NAVAL UNIT CITATION

Issuing Authority: Brigade OIC

Frequency: As needed (no more than one per Chapter per year)

Ribbon description: None, certificate only

This award is given to chapters of STARFLEET, The International Star Trek Fan Association, Inc. to recognize them for outstanding support and assistance rendered to STARFLEET Marine Units (above and beyond simply hosting a Strike group or attending their events).

NAVAL ACHIEVEMENT CITATION

Issuing Authority: Brigade OIC

Frequency: As needed (no more than one per Marine per year)

Ribbon description: None, certificate only

This award is given to members of STARFLEET, The International Star Trek Fan Association, Inc. to recognize them for outstanding support and assistance rendered to STARFLEET Marine Units (above and beyond simply hosting a Strike group or attending their events).

8.7 SFMC Cadet Awards

It is important to note that all kids can't do the same things equally. That is why the Corps has broken the cadets into different categories based on their age. This will enable the SFMC the ability to hand out more than one award. This will give all cadets an equal chance of earning an award based on what they are capable of doing. For detailed information on SFMC Cadet age groups please see the current edition of the SFMC Cadet Manual.

Please note that the Corps is using the same ribbons for the Cadet Achievement Awards, as the rest of the SFMC. The only difference is that the cadets' ribbons will also have a good conduct knot ribbon device to denote a cadet award. It is possible to earn the same award more than once, just add another knot.

Cadet Awards and Aging Out

When a cadet ages out of the SFMC cadet program, whether the cadet is age 15 or 17, they are no longer authorized to wear any SFMC Cadet Achievement Awards. They may however continue to wear any SFMC Service and Training awards that they had been awarded during their time as a cadet. Upon aging out of the Cadet Corps the individual is eligible for the Cadet Service Completion Award, see the MFM for specifics for this award.

The Awards Procedure

To receive an award, the cadet has to be nominated for it by someone. Usually this involves the MTU OIC, MSG OIC, ship CO, or other Marine Cadets. An award recommendation is sent up the chain of command to the appropriate authority (issuing authority for each award is specified in the next section). If the cadet has met or exceeded the standards for that award, it will be authorized and then awarded to that cadet.

Eligibility for Awards

SFMC Cadet awards may normally only be awarded to MTU's. This means that in order to receive awards, individuals must be SFI members in good standing, and units must be listed as active and reporting for a minimum of 3 reporting periods. These limits are intended to reinforce and support the link between participation and communication that are essential for a successful fan organization.

Recommending Awards

Remember, although only certain persons can actually authorize each of these awards, they can be recommended by anyone in the Chain of Command. This is one reason why unit reports and good communication are so important. If the MTU OIC or Brigade OIC never hears about the things your unit has done, they certainly can't recommend an award.

Cadets and SFMC Awards

Cadets are not precluded from earning non-cadet SFMC awards. Members of the SFMC are encouraged to submit nominations for non-cadet SFMC awards for cadets. While some of the awards are not possible for cadets to earn based on their requirements, awards such as Leaders Commendation, Great Barrier, etc... can be awarded to cadets. The awards are worn on their ribbon rack and worn in the proper order of precedence in relation to the cadet awards (for more information on order of precedence please see Cadet Award Descriptions). For more information on the non-cadet SFMC awards and their requirements please see the MFM.

Multiple Awards

As with any award there may be times when a cadet will receive multiples of certain awards. Changing the Good Conduct Knot count on the ribbon attachment will denote multiple Cadet Achievement Awards. Good Conduct Knots in Bronze with 1-5 knots will denote that the cadet has been awarded a particular award 1 to 5 times. At the fifth award no more Good Conduct Knots will be added. For regular SFMC awards, cadets shall affix stars as described in the SFMC MFM to denote multiple awards.

8.7.1 SFMC Cadet Achievement Awards (In order of precedence)

Cadets have their own Achievement Awards, namely because it would be unfair for adults and cadets to compete for the same awards given that there are tremendous differences in capabilities between the two. These awards are worn first on the ribbon rack, and ahead of any other SFMC awards.



SFMC CADET CROSS OF HONOR (a.k.a. SFMC Cadet of the Year)

Issuing Authority: Commandant

Frequency: Annual (one award issued to one cadet per age group per year)

Ribbon Description: Gold with Good Conduct Knot

This award replaces the SFMC Youth Cross of Honor. This award is given to a Marine Cadet, that most exemplifies the spirit, image and attitude of the SFMC—the one who sets the standard for personal conduct, appearance, motivation, dedicated service and esprit de corps for which all STARFLEET Marine Cadets strive. The top three candidates for this award are selected, by the SFMC General Staff, from among the SFMC Cadet Cross of Valor recipients in the various units, and passes those names on to the Commandant for his selection of the final recipient. The recipient of the SFMC Cadet Cross of Honor is known as the “Marine Cadet of the Year.”



SFMC CADET SWORD OF HONOR (a.k.a. SFMC Cadet Leader of the Year)

Issuing Authority: Commandant

Frequency: Annual (one award issued to one Grade 4 Cadet per year)

Ribbon Description: Jackson Ribbon with Good Conduct Knot

This award replaces the SFMC Youth Sword of Honor. This award is given to the Marine Cadet who most exemplifies the personal and professional standards of leadership valued by the SFMC. This individual has provided the highest standard of guidance and leadership to their fellow Marine Cadets, setting a standard of excellence for other leaders to follow. The top three candidates for this award are selected, by the SFMC General Staff, from among the SFMC Youth Sword of Valor recipients in the various units, and passed on to the Commandant for his selection of the final recipient.



SFMC CADET SHIELD OF HONOR (a.k.a. SFMC Cadet Volunteer of the Year)

Issuing Authority: Commandant

Frequency: Annual (one award issued to one cadet per age group per year)

Ribbon Description: Akers Ribbon with Good Conduct Knot

This award replaces the SFMC Youth Shield of Honor. This award is given to the Marine Cadet who has made the most significant personal impact in community service efforts within the SFMC. This effort does not necessarily have to be on behalf of a SFMC campaign effort, but financial donations are specifically excluded as the basis for eligibility. Volunteering your time and hard work counts; simply writing a check doesn't. The top three candidates for this award are selected, by the SFMC General Staff, from among the Cadet Shield of Valor recipients in the various units, and passed on to the Commandant for his selection of the final recipient.



SFMC CADET STAR OF HONOR (a.k.a. SFMC Cadet NCO of the Year)

Issuing Authority: SGM/SFMC

Frequency: Annual (one award issued to one cadet per age group per year)

Ribbon Description: Red and White with Good Conduct Knot

This award is given to the Marine Cadet NCO who most exemplifies the personal and professional standards of leadership valued by the SFMC NCO Corps. This Marine Cadet NCO has made a significant personal impact in community service efforts throughout their area, and through their actions and words, have provided the highest standard of guidance and leadership to their fellow Marines, setting a standard of excellence for other Cadet NCOs to follow. Normally, the General Staff selects the top three candidates for this award from among the Star of Valor recipients in the various brigades, and then passes those names on to the SGM/ SFMC for his selection of the final recipient.



SFMC CADET LEGION OF HONOR (a.k.a. SFMC Training Detachment of the Year)

Issuing Authority: Commandant

Frequency: Annual (one award per cadet unit per year maximum)

Ribbon Description: Smith-Webber Ribbon with Good Conduct Knot

This award replaces the SFMC Youth Legion of Honor. This award is given to the Marine Cadet unit that most exemplifies the spirit, image and attitude of the Corps. This unit should set the standard for conduct, appearance, motivation and activity for which all STARFLEET Marine Youth units strive. The top three candidates for this award are selected, by the SFMC General Staff, from among the Youth Legion of Valor recipients in the various units, and passed on to the Commandant for his selection of the final recipient.



SFMC CADET CROSS OF VALOR (a.k.a. Brigade Marine Cadet of the Year)

Issuing Authority: Brigade OIC

Frequency: Annual (one award issued to one cadet per age group per year)

SFMC Ribbon Name: Deidre Rickard Ribbon with Good Conduct Knot

This award replaces the SFMC Youth Cross of Valor. This award is given to the Marine Cadet that most exemplifies the spirit, image and attitude of the SFMC within a particular brigade—the one who sets the standard for personal conduct, appearance, motivation, dedicated service and esprit de corps for which all STARFLEET Marine Cadets in that brigade strive.



SFMC CADET SWORD OF VALOR (a.k.a. Brigade Marine Cadet Leader of the Year)

Issuing Authority: Brigade OIC

Frequency: Annual (one award issued to one Grade 4 Cadet per year)

SFMC Ribbon Name: Bisig Ribbon with Good Conduct Knot

This award replaces the SFMC Youth Sword of Honor. This award is given to the Marine Cadet who most exemplifies the personal and professional standards of leadership valued by the Brigade. This individual, through their actions and words, has provided the highest standard of guidance and leadership to their fellow Cadets, setting a standard of excellence for other leaders to follow.



SFMC CADET SHIELD OF VALOR (a.k.a. Brigade Cadet Volunteer of the Year)

Issuing Authority: Brigade OIC

Frequency: Annual (one award issued to one cadet per age group per year)

Ribbon description: Kelley Ribbon with Good Conduct Knot

This award replaces the SFMC Youth Shield of Valor. This award is given to the Marine Cadet who has made the most significant personal impact in community service efforts within the Brigade. This effort does not necessarily have to be on behalf of a SFMC campaign effort, but financial donations are specifically excluded as the basis for eligibility. Volunteering your time and hard work counts; simply writing a check doesn't. Candidates for this award should be chosen from Cadets in a particular brigade who has received the Community Service Citation within the past year.



SFMC CADET STAR OF VALOR (a.k.a. Brigade Cadet NCO of the Year)

Issuing Authority: Brigade SGM

Frequency: Annual (one award issued to one cadet per age group per year)

Ribbon description: Red with Good Conduct Knot

This award is given to the Marine Cadet NCO who most exemplifies the personal and professional standards of leadership valued by the NCO Corps of a Brigade. This Marine Cadet NCO has made a significant personal impact in community service efforts throughout their area, and through their actions and words, have provided the highest standard of guidance and leadership to their fellow Marines, setting a standard of excellence for other NCOs to follow.



SFMC CADET LEGION OF VALOR (a.k.a. Brigade Training Detachment of the Year)

Issuing Authority: Brigade OIC

Frequency: Annual (one award issued to one cadet per age group per year)

Ribbon Description: Matt Copple Ribbon with Good Conduct Knot

This award replaces the SFMC Youth Legion of Valor. This award is given to the Marine Cadet Training Detachment that most exemplifies the spirit, image and attitude of the STARFLEET Marine Corps within that Brigade. This detachment should set the standard for conduct, appearance, motivation and activity for which all Marine Cadet units in the Brigade strive



SFMC CADET BRIGADE SERVICE COMMENDATION

Issuing Authority: Brigade OIC

Frequency: As needed

Ribbon Description: Grey with Good Conduct Knot

This award replaces the SFMC Youth Service Commendation. This award is given to recognize Cadets who have rendered exceptional service to a particular brigade by demonstrating consistently outstanding performance over time.



SFMC CADET BRIGADE ACHIEVEMENT AWARD

Issuing Authority: Brigade OIC

Frequency: As needed

Ribbon Description: Strasser Ribbon with Good Conduct Knot

This award replaces the SFMC Youth Achievement Award. This award is given to recognize Marine Cadets who have rendered exceptional service to a particular brigade by performing a particular task or service to a high standard of excellence. Such accomplishment should be of regional significance and affect or reflect favorably on the brigade as a whole.

8.7.2 SFMC Achievement Awards

Cadets are only eligible for the following SFMC Achievement Awards; Meritorious Unit Citation and Leaders Commendation. Cadets may also be eligible for the Legion of Honor and the Legion of Valor if they are not members of a MTU. Cadets are **NOT** eligible for any other SFMC Achievement Awards.

8.7.3 SFMC Service Awards SFMC Service awards may be awarded to cadets as well as adults. This is because the awards are very general in their nature and requirements, so many of the SFMC Service Awards can be earned by cadets. Please note that Cadets are eligible for all awards listed in the SFMC Service Awards section, with the exception of the Legion of Arms. These awards are worn after the Youth Achievement Awards and any SFMC Achievement Awards that the Cadet may have been awarded. Please see Section 8.3 for descriptions of SFMC Service Awards.

8.7.4 SFMC Training Awards

Most of the SFMC Training Awards can not be earned by cadets at this time, however there are three that Cadets 12 to 17 years of age may earn. They are the Medical Proficiency Award, Marine Proficiency Ribbon, and the Cadet Initial Entry Training Award. These awards are worn after the SFMC Service Awards. Please see Section 8.4 for descriptions for SFMC Training Awards.

APPENDICES



APPENDIX A - Pledges

The Creed of the STARFLEET Marine

I am a Starfleet Marine! A professional!
 I am a volunteer, knowing all the hazards of my profession.
 I serve with the memory of those who have gone before me.
 I pledge to uphold the honor and integrity of all I am, in all I do.
 I am a professional soldier; I will serve wherever duty requires.
 I will always strive to excel in every art and artifice of war.
 I know that I may be tasked to serve in isolation, far from familiar faces and voices.
 I will conquer my fears and succeed.
 I will keep my mind and body clean, alert, & strong, for this is my debt to those who depend upon me.
 I will maintain myself, my arms, and my equipment as befits a Starfleet Marine.
 I will not fail those with whom I serve. I will not bring shame upon myself or the Corps.
 I will adapt and overcome any adversity.
 My goal is to succeed in any mission, and to live to succeed again. I will succeed.

The Marine Rifle Oath

This is my rifle.
 There are many like it, but this one is mine.
 My rifle is my best friend. It is my life.
 I must master it, as I master my life.
 My rifle, without me, is useless.
 Without my rifle, I am useless.
 I must fire my rifle true.
 I must shoot straighter than my enemy, who is trying to kill me.
 I must shoot him, before he shoots me.
 I know that what counts in war is not the shots I fire, nor the sound of my firing.
 I know that it is the hits that count.
 My rifle is human, even as I, because it is my life.
 Thus, I will learn it as a brother.
 I will learn its weakness and its strength.
 I will keep my rifle clean and ready, even as I am clean and ready.
 We will become part of each other.
 My rifle and I are the defenders of my world.
 We are the masters of our enemy.
 We are the saviors of my life.
 So be it, until victory is ours, and there is no enemy, only Peace.

Guard Duty General Orders

1. I will take charge of the post that I am assigned and all other Federation property in view.
2. I will walk the limits of my post in a military manner, being always on the alert for anything unusual.
3. I will challenge all persons who enter my area, regardless of their rank or status.
4. I will report accidents, emergencies, and anything not covered by my orders to the Officer of the Watch.
5. I will insure the safety of all visitors of high rank while they are on my post.
6. I will receive, and pass on to the sentry who relieves me, all orders of the Officer of the Watch or the Commander of the Relief.
7. I will quit my post only when properly relieved.

The STARFLEET Code of Conduct

- I. I will always conduct myself in a manner which brings credit to the Corps, my unit, and myself.
- II. I will be resolute in the performance of my duty and the execution of Corps policy and regulations.
- III. I will show courtesy to my subordinates, fellow officers, and superior officers at all times.
- IV. I will strive for impartiality and fairness in judgment, and disqualify myself from decisions where my judgment may be compromised.
- V. I will listen to both sides of a dispute, and act upon fact, not innuendo.
- VI. I will never assume, but always verify.
- VII. I will strive to defuse confrontations, not cause them.
- VIII. I will be the first to praise, and the last to criticize.
- IX. I will praise in public, and criticize in private.
- X. I will strive to be part of the solution, not part of the problem.

APPENDIX B - How to Destroy a Marine Strike Group

Don't attend meetings, or at least arrive late.

Always leave before the meeting is over.

Never have anything to say at meetings, wait until you get outside or at home.

When at meetings, agree to do everything, then go home and do nothing.

The next day, find fault in your officers and fellow Marines.

Take no part in your ship's affairs.

Be sure to sit in the back at meetings, so you can talk things over with your friends. No one will notice.

Take all that your fellow Marines have to give and all they are working hard to get, but give nothing in return.

Talk cooperation, but never cooperate.

If asked to help others, always say you don't have the time.

Threaten to quit or resign at every opportunity.

Tell others they stand for too little or too much.

Never accept an assignment willingly. It is easier to criticize others than to do something yourself.

Spend as much time as possible on the Internet criticizing other organizations and units. Only people in your unit or organization are worthy of courtesy and respect.

Constantly spread rumors and criticize the officers around you. This gives you something to do with all your free time. It may even get them to work harder for the ship. They all want to be big shots or they wouldn't be officers, right?

Don't do anything more than you have to, and when others willingly and unselfishly try to use their ability and time to help the unit, howl as loudly as you can because the unit is being run by a CLIQUE

What Marines say:

"I find that using the SFMC's RPS system of conflict resolution is a great way of resolving those conflicts that seem impossible to resolve."

-Joe D. and Joe F.

APPENDIX C - Keeping the Peace

As one of your ship's marines, you may be called upon to handle real life security problems during a meeting, at a convention, etc. Following are general guidelines you may wish to follow in this role. They should not be construed as legal counsel or directives for prescribed behavior, but rather as friendly advice.

There are a number of knuckle-dragging individuals walking around in the world who have very little to lose from their boorish behavior and who do not mind ruining your day (or at least trying to). Some may be bigger and stronger than you. Some may be drugged or drunken. Whole books have been written about what to do at the OK Corral when this happens, but let's cover some real world points that you must remember if you are going to get involved.

YOU HAVE TO CONTROL YOURSELF BEFORE YOU CAN CONTROL ANOTHER.

You are expected to keep a cooler head, especially if you are everyone else's cover. Speak slowly and calmly to the subject, but firmly and authoritatively. Make eye contact. Do not call names or threaten. State exactly what is, as opposed to making threats. Rather than, "Hey, you better watch it or I'll kick you outta here," try, "If you do not stop this, I will have you ejected." ***The only thing worse than not reacting is overreacting in a security matter.*** Take the heat out of yourself by counting to ten or playing a song in your head as you are moving to deal with the problem. If you have to take a few seconds in the next room to calm down before you take further actions, then do so. There is absolutely no room for macho games. Do not challenge (nor accept) invitations to engage in violence or prove who the bigger man is. Don't get into verbal shoving matches that escalate a matter and prolong it.

KNOW THE LAW, AND DO ONLY WHAT YOU ARE WILLING TO BACK UP IN COURT.

You must know the legal requirements for using force, citizen's arrest, and knowing how to avoid violating someone else's rights. Remember, both SFI and the SFMC will revoke your membership for doing the above. Contact a police agency or a criminal lawyer to find the best source for this information. Remember, you are not a police officer, and this limits your protections and powers for handling other persons. Also remember that you can be sued by someone, and spend lots of time in court, even though you may have acted legally.

DIAL 911 AT THE FIRST SIGN THAT SOMEONE IS COMMITTING OR IS ABOUT TO COMMIT A CRIME.

You are no substitute for the real police. Call the police, and make clear that you (or the party that is wronged) are the complainant. Obey all of their instructions and keep a cool head. Give clear, concise answers to their questions. Don't expect them to be overawed by the fact that you are a combat ready STARFLEET Marine, and remember that every situation you get the law to handle is one less that you can be sued over.

CLARIFY WITH THE OWNERS OF THE PROPERTY YOUR ROLE AND POWERS ON THEIR PROPERTY.

Whoever owns the area you are standing on rules it. If you do not have the owner's permission to eject a rowdy individual from the premises, you better not do it. The same goes for using any sort of weapon, including chemical sprays. A friendly meeting prior to the event with the owner where you introduce yourself and voice your concerns about security is mandatory. Only they can give you the authority to take control over the premises. You may need them to back you up in court when someone gets around to wondering why you had any business jumping into the disturbance, so make sure you're on good terms with them. You do only what they say you can do, nothing beyond

IF THE SITUATION TURNS AGGRESSIVE OR VIOLENT, YOU PROBABLY SCREWED UP

You, as the peace keeper, need to keep an eye out for burgeoning disturbances, loud voices, drunk individuals who might turn mean, and other potential problems before they turn into full blown call outs. Rarely, if ever, does a fight or disturbance just suddenly start from nowhere. Identify the problem as it starts, and then handle the problem discreetly by taking steps to prevent it from getting any larger. The old saying about “an ounce of prevention” applies here. Ideally, no one will notice that you are doing your job, as you casually move around and help the drunken individual who’s a little loud find his way out and calmly ask the rowdies at the far table to tone it down a bit. It’s easier to do things like this than react to the matter later.

GOOD REFLEXES ARE FINE, BUT GOOD PREPARATION IS BETTER

Know the law. Know your physical abilities, and know how to take care of yourself. Know what you can legally do in the situation. Know who will help you out, and who you can call on to back you up in an emergency. Equip yourself with the equipment you need to restrain or control an aggressive person. If you do these things, then good performance in a crunch will come naturally. The US Rangers say “everything is training and training is everything”. Adopt this philosophy, and that of the Boy Scouts, which is “Be Prepared”.

TAKE THE TIME TO UNDERSTAND WHY SOMEONE IS ACTING UP

To put it simply, people do things for reasons. Apply this thinking to the aggressive or disruptive individual. Do they want attention or to make a scene? Withdraw it, or handle them off on the side. Do they fear you? Make yourself non-threatening. Do they throw tantrums? Withdraw interest from them to squelch it. Do they work themselves up into a frenzy over something? Deal with them assertively before they can work themselves up. Remember that a significant part of controlling behavior is understanding it.

APPENDIX D - Information Resources

D.1 Online Information

There are many sources for information about Star Trek and its fan clubs on the Internet. Some of the ones that relate especially to the STARFLEET Marine Corps are listed below.

SFMC Listserv

A listserv is like a community bulletin board, except that mail and other notes are posted electronically. The current SFMC listserv address is: corps-l@sfi-sfmc.org. To subscribe to the list:

GO TO: <http://lists.sfi-sfmc.org/listinfo.cgi/corps-l-sfi-sfmc.org>

You can subscribe to the list, modify your account and view past posts to the listserv through this site. To post to this list:

SEND TO: corps-l@sfi-sfmc.org

Note that the address for sending mail to the list serve is a lower case L, not the number one.

SFMC Web Site

The SFMC operates a web site for information and communication relating to the STARFLEET Marine Corps functions. You can find contact information for most of the Corps' top brass, as well as information about the structure, activities, and philosophies of the SFMC. To reach this web site, go to: <http://www.sfi-sfmc.org>.

STARFLEET International Web Site

The Corps' parent organization has its main website at <http://www.sfi.org>

Organizational and Private Web Sites

Some members have Home Pages on the net, and some ships or chapters within STARFLEET do as well. A good way to locate these is to start at the SFI or SFMC Web Sites and follow the links thereon.

Force Command's website is accessible through the main SFMC website. Here you can find an Awards Request form for submitting nominations for ribbons, check out the Structure of the SFMC from Unit up to the General Staff, explore the geographical layout of the Corps, etc.

Support Command's Website is accessible through the main SFMC website. Here you can view a source list and images for ribbons and uniform accoutrements and find order forms for SFMC merchandise.

Training and Doctrine Command's website if accessible through the main SFMC website, students can access manuals and take courses online at no cost.

America Online and Web Search Engines

Many of the members of SFMC have accounts with America Online (AOL). Most put SFMC in their personal information. You can search the membership database using SFMC as a keyword and locate other Marines this way. There are also forums for other Star Trek Marine organizations as well, under the message boards at keyword STAR TREK. You can also find a plethora of websites and information by entering SFMC, Starfleet, or Star Trek in any of the several web search engines like Yahoo, Web Crawler, Excite, Alta Vista, etc. Be cautious, as there are several organizations that use Starfleet and Marine Corps in their name, but are not affiliated with SFI or the SFMC.

D.2 Telephonic Information

Many members of the SFMC are willing to answer questions and offer help via telephone. Before you call anyone in the organization, though, please remember some common telephone courtesy.

No matter who you call, please observe some common sense and check the difference in time zones! A comfortable time after supper for you might be very late in the evening someplace else. If you get an answering machine, be sure to leave your name, phone number with area code, time you called, and a good time to call you back. If you are willing to pay for their call back, tell them it's okay to call collect.

Not only is this good manners, it encourages them to call you even if they do decide to pay for their own call.

Here's an example: "You have reached the Klingon Embassy. We are out intimidating other species and can't come to the phone. Leave a message or be destroyed." ...BEEP... "Hey General Chang! Colonel Kelley calling about the paintball game. It's 2 A.M. here in Missouri, give me a call before ten tomorrow morning if you guys want another re-match. The number is area code 573-893-6550. No need to bankrupt the empire, so you can call collect if you want. Q'apla!" They never did call back, but you get the idea.

D.3. Publications of Interest

Attention On Deck

This is the official newsletter of the SFMC. It contains updated contact information, promotions and awards listings, upcoming events and other administrative data that concerns SFMC members. The AOD is included in the bi-monthly publication of the STARFLEET Communiqué.

STARFLEET Communiqué

The official newsletter of STARFLEET, the International Fan Association, Inc. Subscription information may be obtained by writing to STARFLEET Headquarters. (This has an official Marines column where the members of the fleet can read about SFMC activities and accomplishments.)

Suggested Reading List

This is a partial list of some books and other materials that you might consider reading. Most are fiction, some are not. They all deal with different aspects of military life, whether or not it is in a science-fiction setting.

Starship Troopers, by Robert A. Heinlein. The movie was good, but the book is even better—and the movie bore little resemblance to the book, if you're wondering. If you haven't read it, put this down and go do so, right now! Everyone should read the series "There Will Be War" —it's a mix of nonfiction and fiction about war in the future, by the best writers in the world.

By far one of the best non-fiction books ever written is "Black Hawk Down", by Mark Bowden. He tells a riveting story of the actual battle that took place in Mogadishu, Somalia. The story is comprised of actual accounts from the survivors and is truly "THE" story of modern warfare.

If you are a powered armor fan read John Steakley's book, *Armor*. It's simply incredible. For Mecha fans, FASA's entire line of books is mandatory. Tankers will love David Drake's stuff. Infantry will enjoy Jerry Pournelle's *Mercenary* and *West of Eden* and Carston Stroud's *Iron Bravo* (especially you NCOs). SpecOps types will like Joe Garner, Sr.'s *Code Name: Copperhead* (non-fiction) and Victor Leonev's *Blood on the Sands* (non-fiction).

Other books worth reading: Anything by Gordon Dickson, but especially *Dorsail*, *Tactics of Mistake*, *Soldier Ask Not*; Joe Haldeman's *The Forever War*; William Keith's *Decision at Thunder Rift*, *Mercenary's Star*, *Price of Glory*, *Tactics of Duty*; Michael Stackpole's *Assumption of Risk*, *Natural Selection*, *Lethal Heritage*, *Blood Legacy*, *Lost Destiny*, *Bred for War*; Anything by David Drake, but especially *Hammer's Slammers*, *The Sharp Edge*, *Rolling Hot*, *The Military Dimension*, *Redliners*; Robert Aspirin's *Illegal Aliens* (with Phil Foglio) and *The Cold Cash War*; Keith Laumer's *Bolo*, *The Retief series*; Anything by Larry Bond, but especially *Vortex*; W. E. B. Griffin's *The Brotherhood of War* series (8 books, very good), *The Corps* series (7 books, great stuff).

Suggested Viewing List

This is a partial list of some non-Trek movies that you might consider watching. One of my favorites is *Aliens* (the sequel to the movie *Alien*) because of the Colonial Marines in it. They unfortunately get pretty much waxed by some seriously nasty monsters, but go out with style and lots of gunfire. Other military and sci-fi movies and shows worth watching: *Babylon 5* (series), *Glory*, *Predator*, *Space: Above and Beyond* (series), *Terminator*, *Terminator 2*, *The Thin Red Line*, *The Walking Dead*, *Uncommon Valor*.

Anyone with any interest whatsoever in how military planning can get it wrong (and right) and how luck and fate intercede should watch *A Bridge Too Far*. Anyone wishing to appreciate the true nature and sacrifice of warfare must watch *Saving Private Ryan*.

IF ALL ELSE FAILS:

Talk to other Marine Strike Groups, or contact your Brigade OIC. Its very likely that someone will know where to get whatever you need. Don't forget, you can always make something that is needed yourself, and you'll have an instant market composed of your fellow Marines!

APPENDIX E - Materiel Resources

Here are some places to obtain the things you'll want, like uniforms, insignia, and all the other paraphernalia of the Trek universe. For a more complete listing check out the SFMC website at <http://www.sfi-sfmc.org>.

SFMC Quartermaster

The SFMC Quartermaster, within the Commandant's office, should have many of the insignia and other items for the SFMC uniform, as well as information on where to get other Corps Specific Merchandise and what to ask for. Try here first!

Glendale (1-800-555-9269; www.glendale.com)

Glendale specializes in parade, band, and honor guard supplies and has many hard-to-find specialty items like extra-large web belts, shoulder cords in ANY color, bib scarves, gloves, color guard equipment, etc. An outstanding selection!

US Cavalry (1-888-88USCAV; www.uscav.com)

This is a chain of stores that specialize in "World's Finest Military and Adventure Equipment." They carry lots of nifty things, including boots, field gear, flight suits, and many civilian versions of current issue military equipment. While they are not cheap, they have an incredible returns policy.

Quartermaster (1-800-444-8643; www.qmuniforms.com)

This mail-order company based in California specializes in military and law enforcement apparel, insignia, and equipment. They carry many distinctive insignia and are also a good source for parade and honor guard equipment.

Intergalactic Trading Company (1-800-383-0727; www.intergalactictrading.com)

This is a company specializing in sci-fi collectibles (including a lot of non-Trek memorabilia). They do carry some nice Trek related things like T-shirts, uniforms, makeup, and jewelry. While they aren't a big source for SFMC material, they carry some unusual items that may be hard to get elsewhere.

APPENDIX F - Distinctive Uniform Items

Various items may be authorized from time to time for wear on or with the uniform. Distinctive items fall into three main categories: "Branch Devices" (like Aerospace Wings) and "Qualification Devices" (like Flight Surgeon's wings) which are regulated by COTRACOM in consultation with the Deputy Commandant. The third category of distinctive items is "Other Distinctive Items" (like the John Phillips Sousa award) are generally regulated by the Deputy Commandant.

Branch devices are worn on the left breast, as specified in the uniform descriptions in Section 7. Qualification Badges are worn on the right as specified in the uniforms descriptions in Section 7. Only one Branch Device and one Qualification Badge may be worn.

Branch Devices

Aerospace Wings

Awarded for successful completion of AE-25 (or AE-30).

These are the Naval Aviator's Wings with a small combadge pin affixed to the center of the wings. The Naval Aviator's wings (part number M64B) are available from Saunders Insignia (www.saundersinsignia.com), and the combadge pin (Part number ST-PN-VYHPV203) is available from Starbase Atlanta (<http://starbaseatlanta.com>).



Infantry Device

Awarded for successful completion of IN-20 (silver) or IN-30 (gold). These devices have been specially created for the SFMC and are now available exclusively through the SFMC Quartermaster. The older devices as design by New Moon Props (out of business) are still eligible for wear. For successful completion of IN-20 a silver device is worn and for successful completion of IN-30 an all-gold device is authorized for wear



IN-20 New Device



IN-30 New Device



IN-20 Old Device



IN-30 Old Device

MECHA Wings

Awarded for successful completion of ME-30.

The device is based on the USAF Command and Control Mater device, which has been painted gold and has the mini TNG Combadge (or earring) attached to the top part with the wreath.

The Command and Control device is available from Uniform Accessories Unlimited (www.miluniform.com). The Mini Combadge (Part number ST-PNVYHPV203) is available from Starbase Atlanta (<http://starbaseatlanta.com>).



Medical Branch Device

Medical Caduceus, awarded for completion of MD-30.

Using the US Army Medical Branch Collar Insignia and a small combadge pin affixed to the center of the caduceus creates this device. The US Army Medical Branch Collar Insignia (part number 80MC) is available from Glendale (www.glendale.com) or from Saunders Insignia (part number M85B) (www.saundersinsignia.com) and the combadge pin (Part number ST-PNVYHPV203) is available from Starbase Atlanta (<http://starbaseatlanta.com>).



Special Operations

SO Device, awarded for completion of SO-30.

This device is the South Vietnamese Ranger Badge. The South Vietnamese Ranger badge (part number M34A) is available from Saunders Insignia (www.saundersinsignia.com).



Qualification Devices Aeromedical Wings

Awarded for successful completion of MD-25. (Please note new placement for wear of this item, effective September 1, 2006).

These wings are the Senior Army Flight Surgeon Wings with a small combat badge pin affixed to the top of the shield between the wings. The Senior Army Flight Surgeon Wings are available from Supertrooper (part number 53X-SFL) (www.supertrooper.com) or from Saunders Insignia (part number MS46B) (www.saundersinsignia.com), and the combat badge pin (Part number ST-PNVYHPV203) is available from Starbase Atlanta (<http://starbaseatlanta.com>).



Advanced Studies

Awarded for completion of any -60 offered by the SFMCA.

This device is the US Army Staff Specialist device painted gold with a small combat badge affixed to the center of the book. The Staff Specialist insignia (part number M89C) is available from Saunders Insignia (www.saundersinsignia.com), and the combat badge pin (Part number ST-PN-VYHPV203) is available from Starbase Atlanta (<http://starbaseatlanta.com>).



Combat Medic Insignia

Awarded for successful completion of MD-23.

This device is created by painting the US Army Expert Field Medic Device gold and the cross on this item is to be painted red. The US Army Expert Field Medic Device (part number MC48A) is available from Saunders Insignia (www.saundersinsignia.com). In this example there is an added gold star in the middle of the red cross, this denotes that the wearer was a beta tester for the original course.



Leadership Qualification Badge

Worn on the Right breast above the Name Plate, this device has three levels of award:

For successful completion of LD-10 a silver wreath is authorized for wear; For successful completion of LD-20, a gold wreath is authorized for wear; For successful completion of LD-30, the marine may add the red background to the gold wreath.

The wreath device is the JROTC Academic Achievement Insignia (part number 775). The red background for LD-30 is the JROTC felt Achievement Pad (part number 778). Both are available from Glendale (www.glendale.com)



Parachutist Wings

Awarded for successful completion SO-13.

These wings are the Vietnamese Army Parachute Basic Wings (part number M33A) and are available from Saunders Insignia (www.saundersinsignia.com). Civilian or Military real life parachute qualification entitles the wearer to paint the star at the bottom of the parachute gold. In this example there is an added gold star at the bottom of the open parachute, this denotes that the wearer was a beta tester for the original course.



Other Distinctive Devices

John Phillips Sousa Award

Issued by FORCECOM to Marines who play an instrument at an official SFMC event on Brigade level or higher either with a band, small group, or playing solo. It is worn as described under Other Distinctive Devices in the various uniform descriptions in Section 7.



**THIS PAGE
INTENTIONALLY
BLANK**

APPENDIX G

SFMC Ribbon Quick Reference Chart



Gold Nebula



Silver Nebula



Distinguished Service Cross



Cross of Honor



Sword of Honor




Shield of Honor



Star of Honor



Legion of Honor



STARFLEET Cross



Commandant's Meritorious Service



Comet



Cross of Valor



Sword of Valor



Shield of Valor



Star of Valor



Legion of Valor



Wounded Lion



SFMC Service Commendation



SFMC Achievement



Brigade Service



Brigade Achievement



Meritorious Unit Citation



Leader's Commendation



Marine Honor Guard



Great Barrier Expedition



Disaster Relief



United Nations Service



Prentares



Community Service



Communications Service



Good Conduct Ribbon



SFMC Anniversary



International Service



Brigade Muster



Joint Service



Embassy Duty



Legion of Arms



Cadet Legion of Arms



Cadet Service Completion



TRACOM Commander's



Academic Excellence



NCO Development



Professional Development



Advanced Medical Proficiency



Medical Proficiency



Marine Proficiency



Initial Entry Training



Cadet Initial Entry Training



Wilderness Challenge



Recruiting Badge



Commandant's Campaign

APPENDIX H - Glossary

Realizing that many of the terms and acronyms we use so casually in conversation may confuse those who haven't had the benefit of years of active military service, we have included this glossary of "Milspeak." While it is far from complete (it is possible to make acronyms for just about any collection of words, trust me) it should cover most of the ones found in this manual and what you might overhear in normal 'Grunt' conversation.

H.1 Nautical Terminology

Because Marines have a long history of service on naval vessels and with naval personnel, they freely use nautical terminology just like their naval counter-parts. This can be confusing for the new recruit when someone tells him to "secure the hatch" when they really want him to "shut the door". The following guide, then, may help.

When you are on a planet or space station, you are ashore. To move from shore to ship, you go on-board. If you make the journey via transporter you beam aboard; if you walk aboard via access tube through a docking hatch, you go aboard the quarterdeck via the brow; if you go aboard via shuttle or aerospace craft, you land aboard. When such craft land aboard a ship, they are recovered; when they leave the ship, they are launched. When a ship is cruising under its own power it is said to be underway; when it is docked or grounded at a base or station it is in port (more infrequently it may be said to be moored or anchored).

Directions

Marines will often use nautical terms for directions—these are terms used aboard ship. The front of the ship is the bow; its forward-most point is the stem; to move in that direction is to go forward. The rear of the ship is called the stern; to move in that direction is to go aft; if something aboard is behind you, it is abaft; if something is behind the ship itself, it is astern. In between the bow and the stern is amidships.

As you face the bow, things on your left are to port; things on your right are to starboard. An imaginary line drawn from the stem to the stern is called the centerline. Things placed on a line perpendicular to the centerline are said to be athwart ships. To move toward the centerline is to move in-board, to move away is to move outboard. To go up to an upper deck is to go topside, to go down to a lower deck is to go below.

Structural Terms

Terms used in reference to ship construction are widely applied to structures ashore as well. For instance, a floor is called a deck, a wall is a bulkhead, the ceiling an overhead, a door a hatch, a hall a gangway or passageway, and stairs are known as ladders. Types of rooms also have different names: a bedroom is known as a stateroom, a bunk room is a berthing compartment, a dining room is a wardroom (for officers) or a mess deck/hall (for enlisted), a bathroom is a head, and the general term for an unspecified room is simply compartment.

H.2 Acronyms and Military Terminology

Abaft: Farther aft, as, "The plot room is abaft the bridge."

Abeam: On a bearing of 90° (abeam to starboard) or 270° (abeam to port).

Aboard: In or on a ship. Sometimes used in reference to being in or on a station, when there is a close-by shore facility to avoid confusion.

Aerospace: 1. The atmosphere of a planet and the space immediately surrounding it. 2. The combat arm that conducts operations in aerospace.

Aft: Toward the stern. Not as specific as abaft.

After: Of two locations, the one farthest aft, as, "The after wardroom."

All Hands: The entire ship's (station's) company.

Amidships: An indefinite area midway between the bow and the stern. "Rudder Amidships" means maneuvering thrusters are off, or employed equally to port and starboard so the ship does not change course in the XY plane.

Astern: Directly behind a ship.

Athwart: Across; at right angles to; perpendicular.

Away Mission: Any mission assigned to an Away Team, (this usually means it will take place off ship).

Away Team: A group of ship's personnel that are sent off ship for some specific purpose. Used to be called "Landing Party".

Aye or Aye Aye: Reply to a command or order meaning "I understand and will comply" used aboard ship (many times used ashore as well, though sometimes supplanted by roger and/or wilco).

Battalion (BN): A unit of organization consisting of three or more companies, plus attached elements. Within the fan club, a battalion consists of all Marine units and personnel within a single state.

Battery: A company-sized artillery unit.

Beam: 1. The extreme breadth of a vessel; 2. A structural support; 3. A focused energy transmission; 4. To move by matter transporter.

Bear: The act of being located on a bearing, as, "The target bears 045 mark 3."

BOS: Branch Of Service.

Brig: Confinement facility for prisoners aboard a vessel. Off ship facilities are known as jails or prisons.

Brigade (BDE): A unit of organization consisting of two or more Battalions. Within the fan club, a Brigade is equivalent to a STARFLEET Region. As an example, all units in Region 3 are in the Third Brigade.

Bulkhead: A wall on a ship.

Caliber: Measurement of a projectile's diameter, usually measured in millimeters or in hundredths of an inch.

CO: Commanding Officer

COFORCECOM: Commanding Officer, Forces Command

COINFOCOM: Commanding Officer, Information Command

COTRACOM: Commanding Officer, Training and Doctrine Command

Commandant: The highest ranking officer in the Starfleet Marine Corps.

Company: a unit composed of two to four platoons.

Division (DIV): The largest organizational unit within the Starfleet Marine Corps, consisting of two or more Brigades that are geographically associated in a specific manner. There are seven divisions in the SFMC.

Fire Team: The smallest level of organization in an infantry unit, consisting of four Marines. The standard fire team consists of a team leader, two infantrymen, and a light weapons specialist. Two to four teams make a squad.

Fleet Marine Force (FMF): One of the two general assignments all marine duties are divided into. The other is Garrison Force.

Garrison Force: One of the two general assignments all marines are rotated through during their careers. The other is Fleet Marine Force.

Gear: Equipment To get dressed/strap on all of your equipment is to “gear up”.

Grunt: Slang for any combat soldier who is not a pilot of a vehicle or aerospace craft. Also used as a derogatory term by non-Marine personnel to describe Marines in general. Of course, most Marines consider this to be a compliment, so there’s rarely any offense taken at the use of the term.

Gung Ho: From the Chinese language, it means “works together”. Anyone who is enthusiastic and motivated is considered “Gung Ho”.

Gunny: Slang for Gunnery Sergeant (grade E7).

JAG: Judge Advocate General. JAG officers are the military equivalent of lawyers.

Line Officer: An officer who commands combat troops. See also Staff Officer.

Local Commander: The SFMC member in charge at any specific event is considered the ‘local commander’. For example, the 1BDE OIC would be the local commander for the 1BDE Muster (even if the Commandant is in attendance) and would specify the highest level uniform for the muster.

Marine Force Manual (MFM): This manual that you are reading.

MSH (pronounced “mash”): Mobile Surgical Hospital

MCU: Marine Correspondence Unit, a unit which does most of it’s activities through regular or electronic mail or via telephone.

MEU: Marine Expeditionary Unit, a unit without a host chapter in SFI, but whose members remain affiliated with the SFMC.

Mecha: A large, armed and armored vehicle that has a basic humanoid design (usually equipped with arms and legs). Better suited to rough terrain than AFVs and more versatile, but slower on open terrain and requires more maintenance.

MOS: Marine Occupational Specialty

MSG: Marine Strike Group

MTU: Marine Training Unit

NAVOP: Naval Operations

Non Commissioned Officer (NCO): Enlisted grades E4 through E9.

NCOIC: Non Commissioned Officer in Charge

Noncom: Another term for NCO, or Non Commissioned Officer.

OCC: Officer Command College, second of two officer training courses available through Starfleet Academy. You must complete OTS before you can take OCC.

OIC: Officer in Charge

Omega Team: A special operations force of particularly covert nature.

OTS: Officer Training School. The first step in becoming a STARFLEET officer is to take this course through Starfleet Academy.

Platoon: An organizational unit consisting of 3 (or more) squads. Platoons usually have an OIC (the Platoon Leader) and a NCOIC (the Platoon Sergeant).

RPS: Rock-paper-scissors, a very useful system of conflict resolution used by the SFMC in certain situations.

SCC Number: Your SFI membership number. It is usually a five digit number sometimes followed by a dash and the digits representing the region you live in (i.e. - 98035-12 for someone living in Region 12 when he joined the fan club).

SFA: STARFLEET Academy

SFI: STARFLEET: The International Star Trek Fan Association, Inc.

SFMC: STARFLEET Marine Corps

SFMCA: STARFLEET Marine Corps Academy

SGM/SFMC: Sergeant Major of the Starfleet Marine Corps, the highest NCO post in the Starfleet Marine Corps.

SOP: Standard Operating Procedure, a set of instructions that cover a standard situation and what needs to be done in such a situation.

SpecOps: Special Operations

Squad: An infantry unit consisting of two to four fire teams, plus a squad leader.

Squad Leader: The individual in charge of a squad, usually an experienced enlisted man or Junior NCO.

Squadron: A company-sized aerospace unit.

Staff Officer: Any officer assigned to a unit who is not directly responsible for the command of troops. A good example are the officers who run the intelligence, logistics, and personnel departments at a unit's headquarters.

Strike Group: A task-formed Marine Unit, usually assigned to a ship or station, which may be homogenous (all one service branch) or composite (elements from many branches) in nature. It is usually company-sized, but may be as large as a battalion based on requirements.

Task Force: A task-formed Marine Unit, which is almost always composite (elements from many branches) in nature. It is usually larger than battalion strength and composed of several different units or Strike Groups.

Task-Formed: A unit composed to accomplish a particular task. It may consist of an existing unit, or may draw from existing units to form a new unit. It may be permanently established or exist only until the task is accomplished.

Troop: A company-sized cavalry unit.

Uniform Code of Military Justice (UCMJ): The laws and regulations that real-world US military personnel are expected to follow.

USMC: United States Marine Corps

About the SFMC Academy

The Starfleet Marine Corps Academy was established by Commander Starfleet in 2164 when it was determined that Starfleet Academy could no longer adequately meet the needs of both services. The historical home of the United States' Navy and Marine Corps Academies, Annapolis, was selected as the new home of the SFMCA. The head of the Academy, known as DCO-Academy, TRACOM, is still headquartered at the main campus in Annapolis. The motto of the SFMCA is "Facta Non Verba" or, in Federation Standard, "Deeds not Words." This is reflected in the more informal academy slogan, "We lead by example... whether we mean to or not." The DCO-Academy, TRACOM reports to the Commanding Officer of the Training Command (COTRACOM) who, in addition to the SFMCA, oversees branch schools, enlisted personnel training, advanced technical schools, and periodic skill re-fresher courses. Most of these courses are held either at one of the SFMCA facilities, or at one of the many training facilities in the New Valley Forge system which is home to TRACOM. These facilities, together with an Oberth class space dock serving as TRACOM headquarters, comprise Station Valley Forge. Today, the SFMCA consists of 5 campuses, 8 training worlds, and 42 ranges and field courses throughout the UFP. Together with Station Valley Forge, the SFMCA comprises one of the largest and most advanced military training organizations in the known universe.

