



# Ultimate Strongholds

BY BEN WALKLATE AND  
JASON NELSON

**PATHFINDER**  
ROLEPLAYING GAME COMPATIBLE

ULTIMATE PLUG-INS





# Ultimate Strongholds



# Ultimate Strongholds

## CREDITS .....

**Author:** Ben Walklate and Jason Nelson

**Artist:** Bruno Balixa, Kenneth Camaro, Jorge Henriquez, Frank Hessefort, James Krause, Renan Moraes, Tamires Para, Dylan Reader, Julio Rocha, Tanyaporn Sangsnit, Justin Tumey, Steve Wood

**Design and Layout:** Dain Nielsen

**Legendary Games Team Members:** Anthony Adam, Michael Allen, Ismael Alvarez, Alex Augunas, Kate Baker, Jesse Benner, Eytan Bernstein, Clinton J. Boomer, Savannah Broadway, Robert Brookes, Russ Brown, Benjamin Bruck, Pedro Coelho, Liz Courts, Carl Cramer, Paris Crenshaw, Jeff Dahl, Matt Daley, Dan Dillon, Robyn Fields, Joel Flank, Naomi Fritts, Jeff Gomez, Matthew Goodall, Robert J. Grady, Jim Groves, Amanda Hamon Kunz, Steven T. Helt, Thurston Hillman, Eric Hindley, Tim Hitchcock, Nick Hite, Rich Howard, Daniel Hunt, Jeff Ibach, Chris A. Jackson, Victoria Jaczko, Jenny Jarzabski, N. Jolly, Patrick N.R. Julius, Debbie Kammerzell, Jonathan H. Keith, Matt Kimmel, Michael Kortess, Amanda Hamon Kunz, Isabelle Lee, Jeff Lee, Lyz Liddell, Nicolas Logue, Luis Loza, Ron Lundeen, Mike Kimmel Marshall, Will McCardell, Ben McFarland, Blake Morton, Julian Neale, Jason Nelson, Jen Page, Richard Pett, Tom Phillips, Jeff Provine, Sean K Reynolds, Alistair J. Rigg, Alex Riggs, David N. Ross, Wendall Roy, Amber Scott, Mark Seifter, Tork Shaw, Mike Shel, Loren Sieg, Neil Spicer, Todd Stewart, Brian Suskind, Onyx Tanuki, Russ Taylor, Margherita Tramontano, Amber Underwood, Chris Van Horn, James Vance, Greg A. Vaughan, Rachel Ventura, Ben Walklate, Mike D. Welham, George "Loki" Williams, Scott Young, Linda Zayas-Palmer, and Clark Peterson.

**Editing and Development:** Jason Nelson

**Publisher:** Jason Nelson

**Executive Partner:** Neil Spicer

**Business Director:** Rachel Ventura

**Special Thanks:** Erik Mona, Lisa Stevens, James Jacobs and the Paizo staff for their excellent Kingmaker Adventure Path and Pathfinder Roleplaying Game Ultimate Campaign rulebook.

**Ultimate Strongholds** © 2018,  
Legendary Games; Authors Ben  
Walklate and Jason Nelson.

ISBN-13: 978-1726274203

ISBN-10: 1726274209

First printing November 2018.

Printed in USA.



**Legendary Games**  
3734 SW 99th St.  
Seattle, WA 98126-4026  
makeyourgamelegendary.com

Compatibility with the Pathfinder Roleplaying Game requires the Pathfinder Roleplaying Game from Paizo Inc.. See <http://paizo.com/pathfinderRPG> for more information on the Pathfinder Roleplaying Game. Paizo Inc. does not guarantee compatibility, and does not endorse this product.

Pathfinder is a registered trademark of Paizo Inc., and the Pathfinder Roleplaying Game and the Pathfinder Roleplaying Game Compatibility Logo are trademarks of Paizo Inc., and are used under the Pathfinder Roleplaying Game Compatibility License. See <http://paizo.com/pathfinderRPG/compatibility> for more information on the compatibility license.

Open Content: Subject to designation as Product Identity (see below), the only portion of this Legendary Games product designated as Open Game Content is the rules content (names of skills, etc., taken from the Pathfinder Reference Document) as defined in the Open Game License version 1.0a Section 1(d). The front and back cover, back matter, introduction and Credits page, as well all other parts of this product including all text not specifically designated as Open Game Content is not Open Game Content. No portion of this work other than the material designated as Open Game Content may be reproduced in any form without written permission.

Product Identity: The following items are hereby identified as Product Identity, as defined in the Open Game License 1.0a, Section 1(e), and are not Open Content: Legendary Games, the Legendary Games Logo, Adventure Path Plug-In, Ultimate Strongholds, as well as all trademarks, registered trademarks, proper names (including the names of each character, location, item or monster unique to this product), dialogue, plots, storylines, locations, characters, artworks, and trade dress, but excluding any content that is Product Identity of Paizo Publishing, Inc. (Elements that have previously been designated as Open Game Content are not included in this declaration.)

Reference in non-Open Game Content (thus not covered by the Open Game License) in this work to content owned by others is not a challenge to their ownership and is used under Fair Use.





## WELCOME TO ULTIMATE PLUG-INS!

THIS PRODUCT IS THE LATEST IN OUR LINE OF SUPPORT MATERIALS FOR THE HARDBACK RULEBOOKS that comprise the Pathfinder Roleplaying Game. When you see the “Ultimate Plug-Ins” logo at the top of a Legendary Games product, you know that it is designed to fit directly with the themes, scope, and style of those rules hardbacks, because every member of the Legendary Games team is a regular veteran contributor to those hardback rulebooks and their softcover expansions. When you buy Ultimate Plug-Ins, you are getting rules from the same people who bring you many of the rules you already use. The all-star designers of Legendary Games are committed to bringing you—the busy GM or player—the ultimate in third-party support for your Pathfinder campaign, combining innovative design, amazing artwork, and fantastic production values that are as functional as they are beautiful to give you everything you need to *Make Your Game Legendary!!*

### SPECIAL ELECTRONIC FEATURES

We’ve hyperlinked this product internally from the Table of Contents and externally with links to the official [Pathfinder Reference Document](#) as well as [d2opfsrd.com](http://d2opfsrd.com). If it is in the core rulebook, we generally didn’t link to it unless the rule is an obscure one. The point is not to supersede the game books, but rather to help support you, the player, in accessing the rules, especially those from newer books or that you may not have memorized.

### ABOUT LEGENDARY GAMES

Legendary Games is an all star team of authors and designers, founded by Clark Peterson of Necromancer Games and coordinated by Jason Nelson. Legendary Games uses a cooperative, team-based approach to bring you, the Paizo fan, the best expansion material for your game. We are gamers and storytellers first, and we believe that passion shows in our products. Check us out, and Make Your Game Legendary!

Visit us on [Facebook](#), follow us on [Twitter](#), and check out our website at [www.makeyourgamelegendary.com](http://www.makeyourgamelegendary.com).

### AUTHOR’S THANKS

My wife Rebecca for the almost constant “direct encouragement” while I’ve procrastinated. It’s not nagging (even if you say it is), and I love you for it.

Adam, Phill, Tim, and Rebecca for being the best sounding-boards, friends, and players anyone could ask for.



# TABLE OF CONTENTS

INTRODUCTION .....	3
PART 1: ROOMS AND BUILDINGS .....	3
MATERIALS .....	3
ROOM AUGMENTATIONS .....	4
BUILDINGS .....	7
BUILDING FEATURES .....	7
BUILDING AUGMENTATIONS .....	9
FORTIFIED BUILDINGS .....	11
BUILDING LOCATION .....	12
PART 2: SIEGE WARFARE.....	13
STRUCTURES AND BUILDING MATERIALS .....	13
RANGED SIEGE WEAPONS .....	15
AMMUNITION .....	19
CLOSE ASSAULT WEAPONS.....	19
PART 3: BUILDINGS IN THE KINGDOM.....	22
PART 4: EXOTIC STRONGHOLDS.....	24
PART 5: SPELLS AND STRONGHOLDS .....	29
PART 6: THE CASTELLAN PRESTIGE CLASS .....	37
TABLE INDEX .....	42



# WHAT YOU WILL FIND INSIDE ULTIMATE STRONGHOLDS

**ULTIMATE STRONGHOLDS** BRINGS YOU AN AWESOME ARRAY OF FANTASTIC fortifications for your *Pathfinder Roleplaying Game Campaign*! This exhaustive encyclopedia integrates all levels of Pathfinder play, including party-level adventuring as well as downtime, building, and kingdom rules from *Pathfinder Roleplaying Game Ultimate Campaign*! Explore tons of new options for buildings, rooms, augmentations, and fortified buildings, as well as unusual building locations. Dive into siege warfare with an array of siege weapons, ammunition, and special structures and building materials. *Ultimate Strongholds* goes far beyond the basic building blocks, of course, with a wealth of information for buildings integrated with kingdom and settlement attributes and a host of exotic strongholds and structures, from **cloud castles** to **water walls**, **flesh piles** to **crystal palaces**, **hedge forts** to **ghostly redoubts**, with rules for damaging such bizarre and magical constructions and the hazards they bring! Plus you get over two dozen new spells ideal for defending your stronghold or breaching the holds of your enemies like **battering bolt**, **deathless defenders**, and **spiritual pike wall**, along with spells to enhance the fortress itself like *elemental architecture* and *haunted ruin*! Last but not least, you also get the brand-new **castellan** prestige class that guides and guards a fortress like no one else can!



- Jason Nelson

## TABLE INDEX

TABLE 1-1: FURNISHING QUALITY	3
TABLE 1-2: WALL MATERIALS COST	5
TABLE 1-3: MOBILE BUILDING COST AND SPEED	9
TABLE 1-4: MATERIAL COST BY LOCATION	12
TABLE 2-1: WALL DEFENSIVE STATISTICS	14
TABLE 2-2: SIEGE WEAPON ASSEMBLY	15
TABLE 2-3: CANNON MISFIRE RESULT	16
TABLE 2-4: RANGED SIEGE WEAPONS	17
TABLE 2-5: AMMUNITION	19
TABLE 2-6: CLOSE ASSAULT SIEGE WEAPONS	21
TABLE 2-7: BRIDGES AND LADDERS	19
TABLE 2-8: SIEGE TOWER COMPLEMENT	21
TABLE 3-1: KINGDOM AND SETTLEMENT ATTRIBUTES	23
TABLE 4-1: EXOTIC WALLS	25
TABLE 6-1: CASTELLAN CLASS FEATURES	38



# INTRODUCTION

**Ultimate Strongholds** is an expansion to the building rules presented in the *Pathfinder Roleplaying Game Ultimate Campaign* Downtime rule sub-system, while also linking those rules to larger-scale kingdom-building rules from the same volume and its expansions like **Ultimate Rulership**, **Ultimate Battle**, and **Ultimate War** from Legendary Games. It is designed to supplement those rules and provide a greater level of detail for the buildings being created, whether a lowly shack in the smallest hamlet, or a mighty castle protecting an important trade route. It then ties the creation of such buildings into an expansive treatment of siege weapons of all types that can be used to assault the strongholds built by your PCs or their enemies!

## PART 1: ROOMS AND BUILDINGS

Rooms are the core of the building system for downtime, and *Pathfinder Roleplaying Game Ultimate Campaign* presents a wide variety of room types which allow the creation of almost any building possible.

### ROOM FEATURES

Rooms are defined by their type, the quality of their furnishings, their construction materials, and any augmentations which have been applied to the room.

### TYPE

Room type is the room as described in *Pathfinder Roleplaying Game Ultimate Campaign*. This determines the purpose of the room and the typical contents.

### FURNISHINGS

The quality of furnishings in a room are typically indicative of the wealth of the owner and can have a drastic impact on the room's ability to earn capital. The different quality levels are Destitute, Poor, Average, Wealthy, and Extravagant.

If a character has rooms with lower quality furnishings than their standard of living,

they apply a -2 penalty per level of difference to all Diplomacy skill checks against characters who know of the room, as people assume they're just 'flashing cash' rather than making a long-term effort to integrate into the community. Conversely, if a character has rooms with higher quality furnishings than their standard of living, they apply a -2 penalty per level of difference to all Bluff skill checks against characters who know of the room, as people assume they're lying about more than just how wealthy they are.

TABLE 1-1: FURNISHING QUALITY

QUALITY	COST*	EFFECT
Destitute	-6 goods, -4 labor (-200gp); -3 days	-5 on the room's earnings check to generate capital
Poor	-3 goods, -2 labor (-100gp); -2 days	-2 on the room's earnings check to generate capital
Average	-	-
Wealthy	9 goods, 6 labor (300gp); 20 days	+5 on room's earnings check to generate capital
Extravagant	18 goods, 12 labor (600gp); 20 days	+10 on room's earnings check to generate capital

\*: The cost of a room may never be lower than zero for any type of capital, and all rooms take at least 1 day to build.

### MATERIALS

Rooms are assumed to be made of wood (wooden walls, wooden floors, wooden ceiling), but there are a wide variety of alternative options available, ranging from paper or hide, all the way to solid adamantine.

The following table provides details of the various materials from which a room can be constructed. A wall segment is a 10-foot-by-10-foot section of wall with the appropriate thickness. A room's floor and ceiling are constructed of the same material as the walls, and do not factor into the cost of the room.

**Material:** The material the walls of the building are constructed from.

**Thickness:** A wall constructed of this material is typically this thick.

**Hardness:** The hardness of the material

**HP (HP per inch):** The number of hit points a





wall of typical thickness has, as well as the hit points per inch of thickness for the material, if a wall of differing thickness is used.

**Cost (gp/lb):** The cost in gp of 1 lb of the material.

**Cost (gp/wall segment):**  
The cost in gp of a single 10' x 10' wall segment.

**Goods cost (per wall segment):** The cost in goods capital for a single 10' x 10' wall segment.

**Labor Factor:** The labor cost of the room is multiplied by this factor. Higher factors represent materials that either require special handling (for example fragile materials such as glass) or are significantly harder to work (such as adamantite).

**Time Factor:** The time cost of the room is multiplied by this factor. Materials that are harder to obtain or take more time to turn into a useful form for building generally have a higher time factor.

## ROOM

### AUGMENTATIONS

Rooms may be constructed with various additional features which improve the function of the room.

### DOORS

Doors in a building are usually simple wooden doors, with one or more good wooden doors leading to the outside (these do not cost anything). In addition to the fortification augmentation, individual doors may be upgraded for the cost of 1/4 the cost of a wall section of the door's material. Larger doors may be constructed to accommodate larger creatures and objects, and the cost increases based on the space of a creature that may fit through without squeezing, x4 for Large, x9 for Huge, x16 for Gargantuan, and x25 for Colossal.

### DOOR, CONCEALED

**Benefit** a door which is not obviously a door

**Create** 1 goods, 2 labor (60 gp); **Time** 2 days

**Size** none

A less sophisticated version of the Secret Door augmentation, a concealed door is in plain view but isn't what it appears to be. Examples of this include a hinged

bookcase, or a door which exactly matches the wooden panelling of the room. Normally when a Concealed Door is discovered, it is possible to open it with no special effort (unless it's locked). Like Secret Doors, if a Concealed Door is concealed from both sides, it must

be paid for separately for each side. A concealed door requires a DC 20 Perception check to identify. Every 1 goods, 2 labor above the base cost of the augmentation adds +1 to the DC.

### DOOR, SECRET

**Benefit** a hidden door with a hidden opening mechanism

**Create** 2 goods, 3 labor (100 gp); **Time** 3 days

**Size** none

A Secret Door is a hidden exit from a room, generally requiring manipulation of a mechanism in another part of the room. Examples of this include the bust of a famous bard on the table opening a sliding door behind a bookcase, or the almost

ubiquitous tilting a book to open a door nearby. For the cost listed above the Secret Door is only secret from one side – if the other side is also to be a secret door, it must be paid for separately. A DC 20 Perception check can find a secret door, and another DC 20 Perception check will find the opening mechanism. Every 2 goods, 3 labor (100 gp) above the base cost increases the DC of both checks by +1.

### FORTIFICATION

**Benefit** increase room's durability

**Create** 8 goods, 7 labor (300 gp); **Time** 30 days

**Size** As original room

*See Pathfinder Roleplaying Game Ultimate Campaign*

### FORTIFICATION, IMPROVED

**Benefit** increase room's durability

**Create** 16 goods, 14 labor (600 gp); **Time** 30 days

**Size** As original room

This augmentation can be applied to any room, heavily reinforcing walls, adding iron-bound doors, and treating





TABLE 1-2: WALL MATERIALS COST

MATERIAL	THICKNESS (FT)*	HARDNESS	HP (HP/INCH)	COST (GP/LB)	COST (GP/WALL SEGMENT)	GOODS COST (PER WALL SEGMENT)	LABOR FACTOR	TIME FACTOR
Paper	0.0025	0	1 (12)	2.5	0.25	0.013	1	1
Glass	0.04	1	1 (2)	1	640	32	2	1
Gingerbread	0.5	6	24 (4)	2	4400	220	1	3
Viridiums	0.04	7	7 (15)	40	25600	1280	2	2
Viridium (magically strengthened)	0.04	7	7 (15)	290	185600	9280	2	2
Ice	0.5	4	42 (7)	-	-	-	1	1
Snow	1	2	12 (1)	-	-	-	1	1
Cloth	0.02	1	3 (15)	0.1	1.11	0.056	1	1
Darkleaf Cloth	0.02	10	5 (20)	375	4160	208	1	1
Griffon Mane	0.02	1	6 (30)	250	2775	138.75	1	1
Hide	0.04	2	7 (15)	0.006	32.4	1.62	1	1
Angelskin	0.04	5	3 (5)	100	21600	1080	1	1
Dragonhide	0.04	10	5 (10)	9	1944	97.2	1	1
Eelhide	0.04	2	3 (5)	120	25920	1296	1	1
Sod	1	7	60 (5)	-	-	-	1	2
Thatch	1	3	96 (8)	0.01	1.25	0.0625	1	1
Wood	0.5	5	60 (10)	0.005	10	0.5	1	1
Darkwood	0.5	5	60 (10)	80	80000	4000	1	1
Greenwood	0.5	5	60 (10)	50	100000	5000	1	1
Whipwood	0.5	5	90 (15)	125	250000	12500	2	3
Wyroot	0.08	5	10 (10)	250	40000	2000	1	1
Unworked Stone	5	8	900 (15)	-	-	-	-	-
Hewn Stone	3	8	540 (15)	-	-	-	1	1
Drystone wall	1	8	90 (8)	-	-	-	2	1
Thin Masonry	0.5	8	45 (8)	0.05	255	12.75	2	1
Masonry	1	8	90 (8)	0.05	850	42.5	2	2
Superior Masonry	1	8	90 (8)	0.05	850	42.5	3	2
Reinforced Masonry	1	8	180 (15)	0.075	1350	67.5	2	3
Blood Crystal	0.08	10	10 (10)	500	600000	30000	2	2
Iron	0.25	10	90 (30)	0.1	1225	61.25	1	3
Lead	0.02	3	7 (30)	0.05	71	3.54	1	1
Adamantine	0.08	20	40 (40)	300	1225000	45937.5	3	3
Alchemical Silver	0.08	8	10 (10)	10	55675	2783.75	2	3
Elysian Bronze	0.08	10	30 (30)	100	556750	27837.5	2	3
Fire-forged Steel	0.08	10	30 (30)	75	417562.5	20878.125	2	3
Frost-forged Steel	0.08	10	30 (30)	75	417562.5	20878.125	2	3
Living Steel	0.08	15	35 (35)	50	278375	13918.75	3	3
Mithral	0.08	15	30 (30)	500†	1952000	97600	2	3
Force Field	-	30	20 (-)	-	40,000	400M	1	1
Magically Treated**	-	X2	X2‡	X2	X2	††	-	-

\*: 0.25 feet is 3 inches, 0.08 feet is 1 inch, 0.04 feet is 1/2 inch, 0.02 feet is 1/4 inch, 0.0025 is 1/32 inch

\*\* : This may be applied to any of the other wall types.

s: Viridium is an extremely dangerous building material. Unless the wall is also a composite wall made of lead, anyone who stays inside the room for 24 hours contracts leprosy (no save). This time does not have to be consecutive.

†: Mithral weighs half as much as iron, and costs 500gp per lb of an equivalent iron object.

††: An additional amount of magic capital equal to 1/5 the goods capital cost of the base wall needs to be paid.

‡: Or an additional 50 hit points, whichever is greater

M: This is paid for with magical capital, rather than goods.

Note: Materials without a cost are generally not obtainable by trade and must be obtained from the natural environment.



materials to resist fire. All walls have their hardness increased by +5, doors are iron doors (hardness 10, 60 hit points), and the walls and floors gain fire resistance 10. Like the fortification augmentation, this has no effect on the contents of the room, only the structure.

## FURNISHINGS

Furnishings are now a separate feature of a room, rather than an augmentation, see Furnishings (above).

## SPELL

Spells with a duration greater than instantaneous can be set to affect entire rooms. Treat these as continuous use wondrous items (base price of 2,000 gp times spell level times caster level) but the effects of the spell do not extend beyond the room, and automatically affect all creatures inside the room (spell resistance and saving throws still apply, and only need to be checked when a creature first enters the room – if the creature leaves and re-enters the room, check spell resistance and/or make any saving throw again).

Some spells that are commonly set into rooms include the following, with the price given in parentheses – magic capital may be used to pay for these at the normal rate: *antimagic field* (198,000 gp), *break enchantment* (90,000 gp), *darkvision*

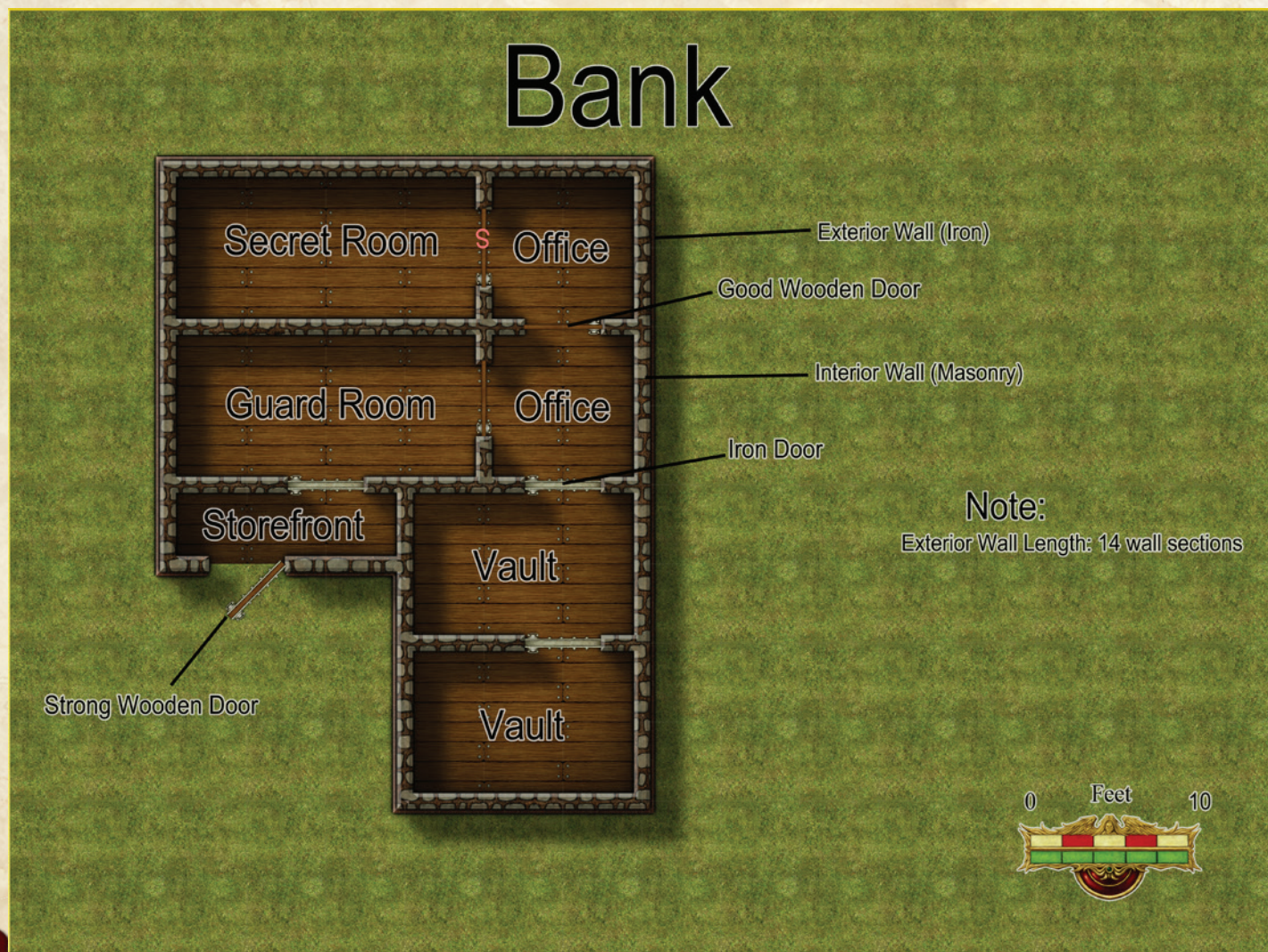
(12,000), *delay poison* (12,000 gp), *detect magic* (2,000 gp), *detect scrying* (28,000 gp), *dispel magic* (30,000), *enlarge person* (4,000 gp), *freedom of movement* (84,000 gp), *haste* (120,000 gp), *invisibility* (24,000), *invisibility purge* (30,000 gp), *nondetection* (32,500 gp), *read magic* (1,500 gp), *reduce person* (4,000 gp), *sanctuary* (8,000 gp), *see invisibility* (18,000 gp), *slow* (120,000 gp), *tongues* (45,000 gp), *true seeing* (276,500 gp), *zone of truth* (24,000 gp),

It is also possible to use the *permanency* spell to create permanent magical effects in a room. See the *permanency* spell for details and costs.

**Conditional Spells:** In addition to having spells which are permanently in place within rooms, it is also possible to have a spell augmentation that triggers only when certain conditions are met. Conditional spell augmentations cost twice as much as a normal spell augmentation, but the owner can select the triggering conditions per the contingency spell and may specify who or what is and is not affected by the augmentation. Once selected, the trigger conditions and targets may not be changed.

## TRAP

See *Pathfinder Roleplaying Game Ultimate Campaign* for the costs involved in installing traps in rooms you create.





## BUILDINGS

Buildings are combinations of rooms which are physically connected. The term “building” in these rules applies to the entire collection of rooms as a whole. Like rooms, buildings can be constructed of different materials, typically more durable than the interior construction. Further, buildings may have augmentations which apply to the entire building.

### CALCULATING THE APPROXIMATE SIZE OF A BUILDING

Many players will want to precisely map out the exact detail of their buildings, the placement of each room within it, which floor the rooms are on, and where the hallways and corridors run. Some would rather estimate the precise details, rather than getting involved in that level of detail.

As a shorthand, it is possible to approximate the external dimensions of a building, below are two ways of getting a close enough figure – method 1 should be used if you have not decided on the number of squares each room of the building actually occupies, otherwise use method 2.

#### METHOD 1

Add together the minimum room sizes for all rooms on one floor of the building. Multiply this by 7.4. Calculate the square root of this number, rounding up to the nearest whole number. This is the number of 10’ wall sections the building uses.

**Example:** Kulvinder has decided that she wants her character to own a bank. Looking that building up in *Pathfinder Roleplaying Game Ultimate Campaign*, she sees that a basic bank consists of 1 guard post, 2 offices, 1 secret room, 1 storefront, and 2 vaults. The minimum size for those rooms added together is 26 squares. 26 multiplied by 7.4 equals 192.4, and the square root of that is 13.87, rounded to 14, which is the number of wall sections around the outside of the building.

#### METHOD 2

Sum the squares used for all rooms on one floor of the building, multiply by 4, and take the square root of that

number, rounding up to the nearest whole number. This is the number of 10’ wall sections the build.

**Example:** Kulvinder’s friend Rhys has also decided to get into commerce, but rather than a bank, he’s looking to set up his own guild, so he’s designing a guildhall. Looking that building up, he sees that a basic guildhall has 1 common room, 1 kitchen, 1 lavatory, 2 offices, 1 secret room, 1 sitting room, 2 storages and 3 workstations. Like Kulvinder, Rhys doesn’t want to precisely plan the layout, but decides that every room is going to be the largest possible square allowed. This makes his building 99 squares. Multiplying that by 4 is 396, and the square root of that is 19.899, rounding up to 20. If Rhys had been making Kulvinder’s bank, he would have ended up with a 38 square building, which multiplies to 152, and the square root of that is 12.33, rounding up to 13, making his bank slightly smaller than Kulvinder’s.



### BUILDING FEATURES

Buildings as a whole are classified by the material of the exterior construction, the type of windows, and their augmentations. It is also possible for buildings to have defensive fortifications (see **Fortifications**, p. XX - link)

### MATERIALS

The exterior walls of a building may be constructed of the same materials as the interior walls, but it is common for the outside of a building to be made of stronger materials than the inside.

### NEW ROOMS

These new room types are included to expand the options for buildings and to tie them into the rules for attacking and defending buildings in Part 2.

#### EXTERIOR WALL

**Cost:** Special

This “room” provides no benefit to the building beyond protection from attack and the environment. It should only be used if the exterior wall of the building is made of a different material to the interior walls, and is considered to be a composite wall (see below). If the player would rather not have the additional protection of a composite wall, they may reduce the



cost of the exterior wall by the cost of the interior walls it replaces.

To simplify matters, each floor of a building is considered to have the same material on all sides. This material may differ from floor to floor (such as stone at ground level and wood above). The only restriction being that the hit points of a supporting wall must equal or exceed the total hit points of all the wall sections directly above it.

## ROOF

### Cost: Special

This room functions like an Exterior Wall room, but covers the top of the building. Treat it as a composite wall (see below) made of the roof material and the material of whatever room is underneath the roof section (if a roof section spans two rooms of differing material, use the stronger material). A roof does not count against the hit points needed to support walls.

A roof provides protection from the environment and indirect fire attacks.

## EXTERIOR WALL AND ROOF AUGMENTATIONS

Buildings can be constructed with a number of augmentations:

**Battlement:** The top of a building may be crenelated with merlons to provide cover to defenders (improved cover if prone). This cover does not apply against creatures on or above the structure. This adds 10% to the goods cost of a roof.

**Battlement, Embrasure:** This battlement features pierced merlons and hinged shutters between them that provide improved cover to defenders (total cover if prone). This adds 15% to the goods cost and 5% to the labor cost of a roof.

**Battlement, Parapet:** This uncrenelated lip or railing of stone provides partial cover to defenders atop a wall (cover if prone). This adds 5% to the goods cost of a roof.

**Buttress:** The interior of the structure is architecturally reinforced, allowing it to reduce SP damage from any siege weapon by 1. This increases the cost of the exterior wall by 25%.

**Hoardings:** Roofed shelters added to a battlement to give protection and cover against attacks from above. Hoardings function as an additional roof section that sits above a structure or wall, providing total cover from attacks from above. A hoarding must be breached or destroyed before a building's own roof can be attacked. Hoardings are a separate Roof room which are not considered a composite wall.

**Reinforced Core:** Masonry or stone may include a core of metal plating or rebar. This strengthens the wall's structure, increasing hp and SP by 25% and also blocks spells such as passwall and phase door, which cannot penetrate metal. This adds 25% to the cost of the exterior wall.

**Splay:** The base of the structure is reinforced with a sloping glacis to deflect incoming attacks. Any melee

attack or direct fire ranged attack against the structure's bottom section inflicts half damage. If the structure becomes damaged, melee attack damage is reduced by only 25%. If the structure is breached, the splay provides no further protection. This adds 10% to the cost of the exterior wall.

## COMPOSITE WALLS

To allow taller and more elaborate constructions, composite walls (made of layers of different materials) may also be constructed, which has the double advantage of being able to support heavier walls above and provide more defense against attack. To construct a composite wall, simply treat the exterior wall of the building as if it is made of each of the materials (and each must be paid for) and add together their hit points to determine how much they can support.

## WINDOWS

Windows on a building serve two primary purposes – to let in light, and to allow those inside the building to see out. They also allow those outside the building to see in, but when it comes to building defense, that is something of an unintended consequence.

For the purposes of most effects and game rules, windows are treated as a 5-foot by 5-foot vertical square, though the window is not necessarily that large in reality – at the GM's discretion, smaller windows may have different game effects.

Windows can be added to any building, and are usually one of the following types, though it is possible for a window to have more than one type (for example, glass windows with shutters and blinds are possible). There is not usually a cost for including windows as part of a building's construction (except glass windows, as noted in their description), but the GM may wish to add a small labor capital cost if a player decides to add new windows to an existing building.

### GLASS WINDOWS

Glass windows allow light to pass through while offering protection from weather to the room. A single glass window costs 160 gp (8 goods), while all other window types can be added free to a building. Glass windows prevent weather effects from entering the building, and do not block light. Glass windows do not block line of sight, but block line of effect. Glass windows have an AC of 5, hardness 1 and 1 hit point. Glass windows are automatically destroyed by any siege weapon attack which strikes the wall segment they are on. Treat the window as an Open window until it can be repaired.

### SHUTTERED WINDOWS

A shuttered window has sturdy wooden screens which can be opened or closed depending on the needs and desires of the inhabitants. They can be locked from the inside to prevent them being opened by unscrupulous individuals (a disable device check at DC 15 will unlock





most shutters). When closed they prevent weather effects passing into the building, but also block light. Closed shutters block line of sight, line of effect, and have an AC of 5, hardness 5, and 3 hit points. A window with shutters which are not closed is treated as an Open window (see below).

### OPEN WINDOWS

Open windows are simple holes in the exterior walls of a building. They do not block weather effects or light, and do not block line of sight or line of effect. A character standing next to an open window has cover (+2 AC) from attacks from the other side, and passing through an open window is considered moving through difficult terrain.

### DEFENSIVE WINDOWS

Arrow slits (often tall narrow openings wider on the interior than the exterior) provide improved cover to anyone standing at the opening on the inside of the building but the level of light from outside is reduced by one step (to a minimum of darkness). Defensive windows do not block weather effects entering the building. They do not block line of sight or line of effect.

### CURTAINS/BLINDS

Curtains are fabric hangings used to cover window openings from the inside. Blinds are horizontal or vertical strips of material (cloth or wood being the most common) that serve a similar purpose. The primary effect of curtains and blinds is to block line of sight and light from passing through the window, so are less frequently seen on shuttered windows than other types. Curtains or blinds may be added to any window type with no extra cost.

## BUILDING AUGMENTATIONS

The possible list of augmentations for buildings as a whole are almost limitless. Below are some of the most common augmentations.

### MOBILE BUILDINGS

This building can move, either by walking, rolling, hovering, flying, swimming, teleporting, or even across the planes. The following table shows the base speed of each movement type, how much it costs to add the type of movement to a building, and any additional information or restrictions which apply to the type of movement. A building may have multiple movement types added, each one must be paid for separately, but only one may be used at any one time. It is also possible to increase the speed of a movement type, with the cost of each additional 10 feet of movement given in the table.

### CONCEALED

**Benefit** the building isn't usually noticed by casual observers

**Create** 320 magic or 1000 goods, 600 labor; **Time** 32 days

This building is hidden from view, whether through *invisibility* or more mundane means (such as being cleverly designed to look like the surrounding terrain). A DC 22 Perception check will allow someone to notice that the building is there, otherwise it goes unnoticed. Every additional 32 magic or 100 goods and 60 labor increase the DC by +1.

### DIMENSION-LOCKED

**Benefit** teleportation into and out of the building is impossible

**Create** 1,280 magic (128,000 gp); **Time** 128 days

It is not possible to use spells of the teleportation sub-school into or out of this building (it is possible to teleport from one place to another within the building, however). Any augmentation providing a teleportation effect (such as a *teleportation circle*) that allows travel outside the building costs 50% more than normal. This extra cost must be paid, even if this augmentation is added later.

TABLE 1-3: MOBILE BUILDING COST AND SPEED

TYPE	BASE SPEED	COST	SPEED INCREASE (+10 FEET)	NOTES
Walking	30 ft.	700 magic (70,000 gp)	300 magic (30,000 gp)	Cannot enter water greater in depth than the height of the building
Rolling	40 ft.	850 magic (85,000 gp)	500 magic (50,000 gp)	Cannot enter water greater in depth than half the height of the building
Hovering	0 ft.	300 magic (30,000 gp)	N/A	Does not reduce speed due to terrain and may pass over water. Maximum altitude is 30 feet.
Flying	30 ft.	1,000 magic (100,000 gp)	600 magic (60,000 gp)	Clumsy maneuverability, may hover at any altitude.
Swimming	30 ft.	700 magic (70,000 gp)	300 magic (30,000 gp)	Floats on the surface of the water unless the building has the environmentally sealed augmentation
Teleporting	Special	4,480 magic (448,000 gp)	N/A	CL 16 1/day, <i>greater teleport</i>
Planar-travel	Special	2,000 magic (200,000 gp)	N/A	CL 10 1/day, <i>plane shift</i>



## DISGUISED

**Benefit** this building appears to be something it isn't

**Create** 200 goods, 150 labor; **Time** 60 days

This building appears to be something else, usually another kind of building. A DC 22 Knowledge Local check is required to determine the actual purpose of the building. Every extra 20 goods, 15 labor spent adds +1 to the DC.

## DUMBWAITER

**Benefit** small items may be easily moved from floor to floor without someone having to carry them

**Create** 120 magic (12,000) or 7 goods, 15 labor (220 gp); **Time** 12 days

A dumbwaiter is a small elevator system commonly used to transport food or small items between floors of a building. A tiny or smaller creature can fit into a dumbwaiter's compartment without difficulty, but larger creatures are unable to do so (however they may be able to use the shafts for hidden movement within the building).

A mechanical dumbwaiter requires maintenance, just like an elevator, costing 2 goods and 5 labor (70 gp) every 6 months. Replacement of the system, if needed, takes 2 days.

## ELEVATOR

**Benefit** a method moving from one floor of the building to another without using stairs

**Create** 240 magic (24,000 gp) or 15 goods, 30 labor (450 gp); **Time** 24 days

This represents either a mechanical (pulleys, ropes or cables) or a magical (levitation or flying) elevator system. An elevator takes 1 round to ascend or descend a single floor (multiple floors take multiple rounds, and a move action to select a destination).

A mechanical escalator system requires regular maintenance to ensure it keeps running smoothly. Every 6 months, 5 goods and 10 labor (150 gp) must be spent on maintenance, or there is a cumulative 5% chance per month that the system will break and require replacement for the full cost. Replacement in this manner takes 4 days.

## ENVIRONMENTALLY SEALED

**Benefit** effects, weather, and spells cannot penetrate the building.

**Create** 2,000 magic (200,000 gp); **Time** 200 days

An environmentally sealed building functions like an environmentally stable one, but also prevents any environmental effects penetrating the building. This means that the exterior of the building (including any windows) blocks line of effect for all spells of the conjuration (creation) subschool and prevents such spells effects from entering the building unless physically carried by a living creature. This means that (for example) *cloudkill* cannot pass through open windows, and the building provides air for the inhabitants even underwater or in a vacuum.

## ENVIRONMENTALLY STABLE

**Benefit** the interior of the building is comfortable, regardless of outside conditions

**Create** 80 magic (8,000 gp); **Time** 8 days

The building magically maintains a comfortable temperature and climate for the inhabitants, regardless of the environmental conditions outside.

## EXTRA-DIMENSIONAL

**Benefit** the building exists on a plane of its own.

**Create** 190 magic (19,000 gp); **Time** 1 day

This building is in its own demi-plane. The entrance to the building must clearly be a doorway or archway, and the entrance must not be accessible from any other direction (for example, the

doorway to the demi-plane could be the front door to a large blue box but couldn't be the archway at one end of an alley). Passing through the door transports any creature into the demiplane, which follows the rules of the *lesser create demiplane* spell. More powerful demiplanes, using *create demiplane*<sup>UM</sup> (217 magic (21,700 gp)) and *greater create demiplane* (241 magic (24,100 gp)) may be constructed.

## SPELL

Like rooms, buildings may have a spell augmentation. This costs twice as much as a room augmentation of the same spell, but a building may only have a single spell augmentation applied to it. This limitation does not prevent all rooms in the building being given the same spell augmentations. Anyone inside the building is affected by the spell augmentation when they enter the building, with spell resistance and any saving throws being attempted once when the creature first enters. The effect ends immediately when a creature leaves the building.





## FORTIFIED BUILDINGS

Fortifications are defensive constructions that help the defenders of a building when it is under attack. They do not provide any benefits to the rooms within the building but affect how the building is used in siege warfare or if an army (or even a group of adventurers) attack it. The rules in this subsection describe creating fortifications using goods, labor, and time using the downtime rules described in *Pathfinder Roleplaying Game Ultimate Campaign*.

**Permanent vs. Temporary Fortifications:** Fortifications can be permanently emplaced, in which case they always provide their benefits and drawbacks, or temporary, which speeds their construction significantly, but also reduces their effect – each type of fortification has separate statistics depending on whether it is permanent or temporary.

### DIFFICULT TERRAIN

#### *Permanent*

**Create** 3 goods, 2 labor; **Time** 4 days

#### *Temporary*

**Create** 1 good, 1 labor; **Time** 1 day

Most often a temporary fortification when a known attack is imminent, difficult terrain slows the advance of attackers and makes it impossible to make effective charges. It can take many forms, such as digging up the ground, scattering rubble around, or placing sharp plants in the way. Regardless of the exact method chosen, the effect on attackers is the same. Each difficult terrain fortification affects a 10-foot by 10-foot area and makes it difficult terrain for attackers. A successful DC 15 Knowledge Engineering check can negate the fortification. Doubling the cost of the fortification increases the DC by 5, and this may be done multiple times, doubling the cost each time.

Having a section of permanent difficult terrain that cannot be easily avoided on the approach to a building reduces the furnishings quality of all rooms in the building by 1 step.

### MOAT

**Create** 2 goods 4 labor; **Time** 2 days

A moat is a trench (see above) that has been made effectively watertight and filled with water. A moat may only be constructed as a permanent fortification. Moats are usually significantly wider than they are deep, and can be built to house dangerous wildlife and plants

A moat can be avoided in the same way a trench can.

### RAMPART

**Create** 1 labor; **Time** 1 day

A wall of packed earth, a rampart is half the height but the same thickness as a normal wall. It has double the hit points of a sod wall and is immune to damage from ranged siege weapons. A rampart may include

a palisade, a wooden wall atop it with half the normal height, hp, and SP of a normal wooden wall.

### SWITCHBACK

**Benefit** attackers must travel further to get to the entrance of the building

#### *Permanent*

**Create** 10 goods, 5 labor; **Time** 5 days

#### *Temporary*

**Create** 5 goods, 3 labor; **Time** 1 day

A switchback is a carefully constructed artificial modification to the lines of approach to the front door of a building, effectively increasing the distance required to travel as attackers approach the entrance. Each switchback affects a 20-foot wide section of the building's exterior and extends 20 feet away from the building. Multiple switchbacks can be placed to extend the distance away from the building that is affected. A temporary switchback doubles the distance required to move in a straight line towards the building, while a permanent switchback triples it. A basic switchback only affects large or smaller creatures. Huge creatures can be affected if the switchback extends at least 3 switchback sections away from the building, Gargantuan creatures if it extends 4 sections away, and Colossal if it extends 5 sections away. Flying creatures are not affected by switchbacks unless the building and fortification are underground.

For the purposes of other game rules, a switchback fortification does not count as difficult terrain, nor does it affect the speed of creatures in it, but it is not possible to charge through a switchback.

### TRENCH

**Create** 1 goods, 3 labor; **Time** 1 day

A trench is a section of ground (20 feet long, 5 feet wide, and 10 feet deep) that has been dug out to present a difficult barrier for attackers to circumvent. Almost all trenches have one or more straightforward paths to allow easy access to the building (an exception might be a temporary trench dug all the way round a besieged building which has a reliable source of food and water for the inhabitants), which represents a potential weak spot in the fortification (that path is likely to be heavily guarded by other means).

Wider and deeper trenches may be constructed by constructing additional trench fortification sections adjacent to the existing sections but must be at least as many sections wide as they are deep.

Flying attackers are not affected by trenches, and it may be possible for attackers to effectively circumvent trenches with Acrobatics checks to jump across them.

### WALL

**Create** See materials for goods, 1 labor (modified by materials labor factor); **Time** 1 day (modified by material's time factor)





A defensive wall may be constructed in the same manner as any other wall and has appropriate statistics to match. It is common for defensive walls to be built with shelter and raised platforms for defenders to stand within, to allow them to make ranged attacks against attacking forces from positions of relative safety.

Flying attackers may avoid a wall by the simple method of flying over it, but until they have crossed the wall's position, the defenders still retain any advantages they have.

Walls do not have to be built a full 10-feet high – it is not uncommon for walls to be built 3- or 5-feet high, costing 1/3 and 1/2 the cost of a normal wall segment respectively, and requiring a similar proportion of time. 10-foot wall segments can only be built as permanent

fortifications, but shorter segments can be temporary or permanent. The decision to make a wall temporary instead of permanent has no effect on the cost to create the wall, but temporary walls take 50% extra damage from siege weapon attacks and can be removed at no cost (but 1 day of time, regardless of material) later.

As with buildings, permanent wall fortifications may be constructed with windows.

It is common for a gatehouse room (see *Pathfinder Roleplaying Game Ultimate Campaign*) to be added to a permanent wall fortification. Other rooms may be added at the GM's discretion.

## BUILDING LOCATION

Where a building is and how far away it is from the resources to build it (whether labor or materials) can drastically affect the cost of a building.

### DISTANCE

Every hex (or 12 miles if not using hex-based mapping) away from the nearest settlement adds 20% to the labor cost of a building.

### TERRAIN

The terrain in which a building is being constructed can affect the cost of materials – use the lowest applicable multiplier for the terrain and material being used.

TABLE 1-4: MATERIAL COST BY LOCATION

TERRAIN	COST MULTIPLIER (WITHIN HEX)	1 HEX (12 MI.)	2 HEXES (24 MI.)	3 HEXES (36 MI.)	4 HEXES (48 MI.)	5 HEXES (60 MI.)	NOTES
Plains	1	1	1	1	1	1	
Hill	0.8	0.8	0.9	0.9	1	1	Applies to stone and metal materials only
Desert*	+0.1						
Forest	0.75	0.8	0.85	0.9	0.95	1	Applies to wood materials only
Marsh*	+0.2						
Mountain	0.75	0.8	0.85	0.9	0.95	1	Applies to stone and metal materials only
Cavern**	0.5	-	-	-	-	-	Applies to stone and metal materials only
Water***	+0.5						

Notes: A suitable terrain improvement (commonly mine, quarry, or sawmill) provides a -0.1 multiplier

5 hexes of river, lake, or sea count as 1 hex of distance due to the ease of transporting goods on water (divide the water distance by 5, rounding down).

\*: Desert and Marsh terrains are difficult to build on, and materials are almost always imported.

\*\*: A cavern is considered to always be at least 1 hex away from any other source of material.

\*\*\*: This is to actually build underwater, not just in a hex that has a river in it.



## PART 2: SIEGE WARFARE

A classic trope of fantasy warfare is the storming of a castle. Whether the PCs are leading brave and desperate defense of a lonely bastion against an overwhelming army of darkness, or leading the fight to overthrow the Evil Overlord and cast down his mighty fortress, a fight along the battlements can fire the imagination of a jaded player growing bored of one-on-one hacking. While historical sieges often depended more on disease and starvation for victory than anything else, the thrill for players is likely to come more in the way of bombardment and assault with an array of siege weapons, countering the massive engines of their enemies with their own.

### STRUCTURES AND BUILDING MATERIALS

It is hardly possible to talk about siege warfare and siege weapons in detail without talking about the buildings they were built to destroy. The structural strength of buildings and the damage inflicted by siege weapons is expressed in terms of structural points (SP), and the same rules apply for attacks against vehicles and even other siege weapons. Siege weapons may instead inflict ordinary hit point damage if desired (and some are intended primarily as antipersonnel weapons), and normal attacks can damage structures and fortifications following the rules in *Pathfinder Roleplaying Game Core Rulebook*, depending on precisely what part of the structure is being attacked. For resolving siege weapon attacks against structures and vehicles, however, structural points provide a quick and convenient method for tracking damage. Structural points and hit points should be tracked separately; the effects of damage to hp and SP to the same section overlap and do not stack.

**Size:** Buildings are typically comprised of sections, made up of 10-foot cubic spaces for most buildings. The AC of a structure is determined by its size, regardless of its composition: Large 4, Huge 3, Gargantuan 1, Colossal -3.

**Condition:** An intact building offers total cover to any creature within, though they cannot attack. Those within a building may open doors or windows to attack those outside; they still gain cover, but those outside may attack them. One successful check against the building's break DC leaves it damaged, a second breached, and a third destroyed. Otherwise, it gains the listed condition when it suffers the appropriate amount of hp or SP damage (see Table 2-1).

**Damaged:** This section has numerous small cracks and holes. The AC, hardness, and break DC of this section are reduced by 2.

**Breached:** This section no longer provides total cover, though those within still gain cover from outside attacks. The interior of this section is treated as light rubble (see *Pathfinder Roleplaying Game Core Rulebook*). All adjacent sections of this building are treated as damaged.

**Destroyed:** This section collapses on those within; effects are as per *Pathfinder Roleplaying Game Core Rulebook*, but all saving throws and ability checks gain a +2 bonus if the collapsed section is of typical construction, +5 for flimsy construction. A wooden building inflicts 1/2 damage and a hide or cloth building 1/4 damage when it collapses. The interior of this section is treated as dense rubble (*Pathfinder Roleplaying Game Core Rulebook*). All adjacent sections of this building are treated as breached.

**Catching on Fire:** Structures of wood, hide, or thatch may catch on fire when they suffer fire damage (see Vehicles in *Pathfinder Roleplaying Game Ultimate Combat*).

**Repairs:** Damaged, breached, or destroyed building sections or siege engines can be repaired as vehicle sections can (see Vehicles, *Pathfinder Roleplaying Game Ultimate Combat*), though Craft (stonemasonry) or Craft (siege weapons) may replace Craft (carpentry) when appropriate. Knowledge (engineering) may also be used to Aid Another someone using a Craft skill for repairs. Stone

shape functions as wood shape to help repair stone constructions.





TABLE 2-1: WALL DEFENSIVE STATISTICS

MATERIAL	THICKNESS (IN FEET)*	HARDNESS	HP (HP PER INCH)	SP	BREAK DC	CLIMB DC
Paper	0.0025	0	1 (12)	0/0/1	5	30
Glass	0.04	1	1 (2)	0/0/1	10	30
Gingerbread	0.5	6	24 (4)	1/2/3	15	15
Viridium§	0.04	7	7 (15)	0/0/1	10	20
Viridium (magically strengthened)	0.04	7	7 (15)	0/0/1	10	20
Ice	0.5	4	42 (7)	1/3/5	20	20
Snow	1	2	12 (1)	0/0/1	15	5
Cloth	0.02	1	3 (15)	0/0/1	25	15
Darkleaf Cloth	0.02	10	5 (20)	0/0/1	30	15
Griffon Mane	0.02	1	6 (30)	0/0/1	25	15
Hide	0.04	2	7 (15)	0/0/1	23	15
Angelskin	0.04	5	3 (5)	0/0/1	13	15
Dragonhide	0.04	10	5 (10)	0/0/1	18	15
Eelhide	0.04	2	3 (5)	0/0/1	13	15
Sod	1	7	60 (5)	2/5/9	20	10
ThatchH	1	3	96 (8)	3/6/11	20	10
Wood	0.5	5	60 (10)	2/4/8	20	21
Darkwood	0.5	5	60 (10)	2/4/8	20	21
Greenwood	0.5	5	60 (10)	2/4/8	20	21
Whipwood	0.5	5	90 (15)	3/6/12	20	21
Wyroot	0.08	5	10 (10)	0/0/1	10	21
Unworked Stone	5	8	900 (15)	38/75/150	65	15
Hewn Stone	3	8	540 (15)	23/45/90	50	15
Drystone wall	1	8	90 (8)	4/8/15	15	10
Thin Masonry	0.5	8	45 (8)	2/4/8	25	20
Masonry	1	8	90 (8)	4/8/15	35	20
Superior Masonry	1	8	90 (8)	4/8/15	35	20
Reinforced Masonry	1	8	180 (15)	5/10/20	45	20
Blood Crystal	0.08	10	10 (10)	0/1/2	30	30
Iron	0.25	10	90 (30)	5/9/18	30	25
Lead	0.02	3	7 (30)	0/0/1	20	25
Adamantine	0.08	20	40 (40)	20/40/80	40	25
Alchemical Silver	0.08	8	10 (10)	0/1/2	30	25
Elysian Bronze	0.08	10	30 (30)	2/3/6	30	25
Fire-forged Steel	0.08	10	30 (30)	2/3/6	30	25
Frost-forged Steel	0.08	10	30 (30)	2/3/6	30	25
Living Steel	0.08	15	35 (35)	4/7/14	30	25
Mithral	0.08	15	30 (30)	3/6/12	30	25
Force Field	-	30	20	11/22/44	-	-
Magically Treated**	-	X2	X2‡	X2	+20	-

\*: 0.25 feet is 3 inches, 0.08 feet is 1 inch, 0.04 feet is 1/2 inch, 0.02 feet is 1/4 inch, 0.0025 is 1/32 inch

\*\* : This may be applied to any of the other wall types.

§: Viridium is an extremely dangerous building material. Anyone climbing or touching a viridium wall (crewing a close assault siege weapon counts as touching the wall) receives an attack roll at +10 from the wall as if struck by a viridium weapon (see *Pathfinder Roleplaying Game Ultimate Equipment*).

H: At the GM's discretion, wolves and dire wolves may make a breath attack as a full-round action against thatch walls, automatically destroying them.

‡: Or an additional 50 hit points, whichever is greater



**Material:** The material the walls of the building are constructed from.

**Thickness:** A wall constructed of this material is typically this many feet thick.

**Hardness:** The hardness of the material.

**HP (HP per inch):** The number of hit points a wall of typical thickness has, as well as the hit points per inch of thickness for the material, if a wall of differing thickness is used. This is the number of hit points for a wall to be breached. To calculate the number of hit points to damage the wall, divide the hit points by 2, and to calculate the number of hit points to destroy the wall, multiply the hit points by 2.

**SP:** The number of Structure Points (see Siege Weapons) for a wall of typical thickness to be damaged, breached, and destroyed.

**Break DC:** The DC for a Strength check to break through the wall. Each doubling of the standard wall thickness increases this by +5.

**Climb DC:** The typical DC for a climb check on a wall of this material. This may be modified by environmental conditions or other factors at the GM's discretion.

## RANGED SIEGE WEAPONS

Siege weapons hurl massive projectiles in one of two ways: direct fire or indirect fire. Direct fire weapons launch their projectiles on a relatively flat trajectory, allowing them to more easily target moving creatures or pummel barriers directly in front of them. Indirect fire weapons launch projectiles in a high parabolic arc, typically much heavier missiles than direct fire weapons. They may batter fortifications or bypass them entirely, their missiles arcing over intervening walls to deliver solid shot, bursts of scatter shot, or even unconventional payloads, such as incendiaries or disease-ridden offal.

Direct-fire missiles use a normal attack roll, with the normal penalty for nonproficient use. In addition, direct fire weapons suffer a -2 attack roll penalty per size category a weapon is larger than the creature aiming it.

Indirect-fire weapons use the targeting mechanic described for catapults in the *Pathfinder Roleplaying Game Core Rulebook*, hereafter referred to as a targeting roll. Direct fire weapons that are stationary can be used for indirect fire, but the base DC is increased to 25.

**Indirect Criticals:** If the crew chief of a siege weapon rolls a natural 20 on his targeting check with an indirect fire weapon, or if a target of an indirect fire weapon rolls a natural 1 on its Reflex, the target suffers double damage and is knocked prone (a flying or swimming creature is instead treated as if bull rushed 1d6 x 10 feet, reduced by 5 feet per size category larger than Medium). In addition, if the target is smaller than the siege weapon, it is effectively entangled for 1d4 rounds as it is buried in rubble or pinned to the ground or adjacent objects. A creature can free itself

from this condition with a DC 20 Strength check or Escape Artist check.

**Assembling Siege Weapons:** Siege weapons broken down for transport and can be reassembled on the battlefield, requiring the time and number of workers noted below. Each assembly worker must make a DC 10 Craft (siege weapons) check; if untrained, they may not take 10. Assembly can be performed with at least half the required number of workers by doubling the time required. If fewer than half are available, the weapon cannot be assembled.

TABLE 2-2: SIEGE WEAPON ASSEMBLY

SIZE	TIME REQUIRED	WORKERS REQUIRED
Small	1 minute	1
Medium	10 minutes	2
Large	1 hour	4
Huge	2 hours	6
Gargantuan	4 hours	8
Colossal	8 hours	12

**Constructing Siege Weapons:** Siege weapons are complex devices requiring a DC 20 Craft (siege weapons) skill check to build or repair. Gunpowder weapons increase the DC by 5.

**Disabling Siege Weapons:** Siege weapons are considered difficult devices to disarm, requiring 2d4 rounds of effort and a DC 20 Disable Device check.

**Magical and Masterwork Siege Weapons:** Siege weapons can be made with exceptional quality, increasing their Craft DC by 5 and costing an additional 300 gp. A masterwork siege weapon can be enchanted at twice the cost for a normal magical weapon. The enhancement bonus of a siege weapon applies to targeting rolls and SP damage, but other weapon enhancements apply only to attacks to inflict hit point damage.

**Proficiency with Siege Weapons:** Siege weapons are exotic weapons.

**Repairs:** Siege weapons can be repaired as if they were vehicles (see Vehicles, *Pathfinder Roleplaying Game Ultimate Combat*) using Craft (siege weapons), including the use of magic to assist repairs.

**Wheeled Weapons:** Cannon and catapults usually have wheeled caissons or gun carriages to help move them into position. These wheels allow a team of draft animals to pull them at 20 feet if the weapon's weight is less than their combined heavy load, 10 feet if less than their combined drag weight.

**Ballista:** Resembling a massive crossbow, a ballista's power is provided by twisted skeins of animal sinew used as torsion springs driving a pair of adjustable arms. A string attached to both arms is winched back and a projectile loaded into a grooved slider for release. Ballistae are direct fire weapons.



**Heavy:** These massive engines are commonplace in castle defenses and those attacking such places and on large warships.

**Light:** The most common type of ballista, also called an arcuballista, is fairly maneuverable and often mounted atop towers.

**Wheeled:** A mobile light ballista, also called a carroballista, is mounted on a metal-plated medium wagon (see Land Vehicles, *Pathfinder Roleplaying Game Ultimate Combat*). The weapon can be mounted forwards, facing over the draft team, or towed behind them facing rearward. Firing a carroballista while its team is attached requires a DC 20 Handle Animal check unless the draft animals are war-trained to prevent them from bolting in a random direction for 1d4 rounds. The carroballista's hp and SP are separate from the wagon's vehicle sections.

**Cannon:** Crafted of metal, some cast in one piece, others welded with iron bands, and either mounted in the ground or on wooden frames, cannons use gunpowder or its alchemical equivalent to propel their projectiles with great force. Cannons are direct fire weapon and have a critical modifier of x3.

**Bouncing Shot:** Solid shot can be fired from a cannon at a depressed angle, so as to bounce along the ground, affecting a 5-ft. wide line 20 feet long for a Small cannon, plus 20 feet per size category above Small. A DC 15 Reflex save halves damage. If a solid barrier in the area path is destroyed, it does not provide cover to creatures behind it. If not destroyed, the bouncing shot is stopped by the barrier. A bouncing shot requires the gunner to be proficient in the cannon's use and to make a DC 10 Profession (siege engineer) check; the DC increases by 2 for every square in the line that does not have a solid surface under it.

**Misfires:** Cannons are somewhat unreliable, and

a natural 1 on an attack roll (direct fire) or targeting roll (indirect fire) results in a misfire, expending the powder charge but not the ammunition for that shot.

TABLE 2-3: CANNON MISFIRE RESULT

D20	RESULT	EFFECT
1-8	Misfire	Cannon fails to fire and must be reloaded.
9-14	Backfire	As misfire, and the crew chief is struck by alchemist's fire; other creatures adjacent to the cannon suffer splash damage. The cannon and all adjacent squares are affected as a smokestick.
15-18	Cracked	Cannon gains the broken condition. If fired, it now misfires on a natural 1 or 2, with a +5 modifier to future rolls to determine misfire results.
19-20	Explodes	Cannon destroyed. Every square adjacent to the cannon is struck by a falling object of the cannon's size and catches on fire (DC 15 Reflex save halves damage and negates catching on fire), and every square within 10 feet is affected as a smokestick and a thunderstone.

**Mortars:** A mortar is a short but very thick cannon designed for indirect fire. It may use solid or scatter shot but cannot perform a bouncing shot. Large or smaller mortars have a burst radius of 1; Huge or Gargantuan mortars have a burst radius of 2. Mortars have a minimum range of 100 feet. Mortars inflict triple damage on an indirect critical.

**Noise and Smoke:** Cannons are smoky and noisy. Any creature adjacent to a cannon becomes dazzled for 1 round after it is fired. If the cannon is larger than the creature, the duration is increased by 1 round per size category difference.

**Sizes of Cannon:** Cannons come in many sizes, as noted below:

**Small:** Also called a swivel gun, hand culverin, or pierrier, this small gun may be mounted or carried and fired from a tripod or brace but suffers a -2 penalty to hit if not braced for at least 1 full round prior to firing.

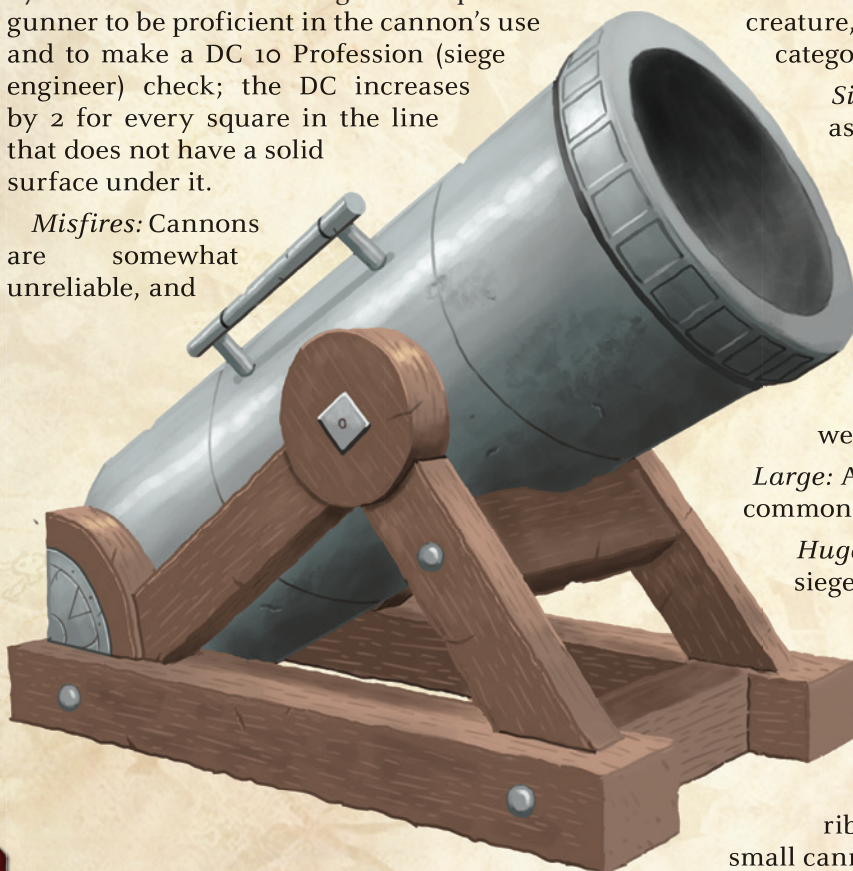
**Medium:** Also called a falconet, crapaudin, or demi-culverin, this light cannon is a staple weapon in the gunports of advanced warships.

**Large:** Also called a culverin or saker, this is the most common type of cannon.

**Huge:** Also called a culverin extraordinary or siege cannon, these are the largest cannon that can be mounted in naval gunports.

**Gargantuan:** Also called a bombard or true cannon, these heaviest of cannon can quickly reduce most fortifications to rubble.

**Ribald:** Also called an organ gun or ribaudkin, this large wooden frame mounts 12 small cannon, fused to fire in a single volley. Chiefly an





antipersonnel weapon, a ribald has a maximum range of 100 feet and affects all creatures in a 100-foot cone (DC 15 Reflex half within 50 feet, no damage beyond 50 feet).

**Catapult:** Though the historical divide between ballista and catapult is ambiguous, catapults here are stone-throwers powered by winched arms run through torsion skeins, either single-armed like the onager or double-armed tension-torsion hybrids like the mangonel, holding their payload in a sling or cup that swings up and over the weapon when released. Catapults hurl solid or scatter shot, the latter affecting all squares within 1 square of the target. Catapults are indirect fire weapons and have a minimum range of 100 feet.

**Heavy:** These large onagers are the largest form of mobile artillery on most battlefields.

**Light:** Smaller onagers such as these are often used on the decks of ships or in smaller fortifications.

**Lithobolos:** A primitive sling-armed catapult, also called a lithobolos or stone-thrower. It must be dismantled to move it and reassembled in place. Its sling is only capable of firing solid projectiles, not loose shot.

**Mangonel:** While most catapults use a single arm through a horizontal skein, a mangonel uses two vertical skeins with a pair of torsion bow arms harnessed to the mangonel's throwing arm for greater power.

**Firedrake:** This apparatus fires a gout of alchemist's fire in either a 60-foot line or 30-foot cone. Targets in the area suffer 6d6 points of fire damage (DC 15 Reflex half); those failing their saves also catch on fire. A firedrake loaded with the broken condition has a 5% chance per round to explode, causing its normal damage

TABLE 2-4: RANGED SIEGE WEAPONS

	COST	WEIGHT	DMG	RANGE	AIM	LOAD	SIZE	AC	HP	SP
<b>Ballista</b>										
Heavy	1000 gp	1 ton	6d8/1d6	150	1	4	Huge	3	150	8
Light	500 gp	400 lbs	3d8/1d3	120	1	2	Large	4	80	4
Wheeled	800 gp	400 lbs	3d8/1d3	120	1	2	Large	8	80	4
<b>Cannon</b>										
Gargantuan	50,000 gp	15 tons	10d12/5d6	200	10	5	Garg.	5	500	30
Huge	30,000 gp	7.5 tons	8d12/4d6	250	3	3	Huge	7	300	15
Large	20,000 gp	2 tons	6d12/3d6	300	2	2	Large	8	150	8
Medium	10,000 gp	500 lbs	4d12/2d6	200	1	1	Medium	9	80	4
Small	2500 gp	100 lbs	2d12/1d6	100	-	1	Small	10	40	2
Ribald	20,000 gp	1000 lbs	3d12/1d3	100	1	12	Large	4	80	4
<b>Catapult<sup>2</sup></b>										
Heavy	800 gp	1.5 tons	6d6/2d6	150	3	3	Huge	3	150	8
Light	550 gp	1 ton	4d6/1d8	100	2	2	Large	4	80	4
Lithobolos	200 gp	1 ton	4d6/1d8	100	2	2	Large	4	80	4
Mangonel	1100 gp	2 tons	8d6/2d8	200	4	4	Garg.	1	300	15
Firedrake	4000 gp	1500 lbs	6d6	60	2	5	Large	4	80	4
<b>Scorpion</b>										
Double	750 gp	250 lbs	2d8 <sup>1</sup> /1d2	150	-	2	Medium	5	40	2
Heavy	350 gp	200 lbs	2d8/1d2	150	-	1	Medium	5	40	2
Light	150 gp	100 lbs	2d6/1	120	-	1	Small	6	20	1
Repeating	1250 gp	300 lbs	2d8/1d2	150	-	- (10)	Medium	5	40	2
<b>Springal</b>										
Light	600 gp	750 lbs	6d6/1	50	1	2	Large	4	80	4
Heavy	900 gp	1500 lbs	6d6/1	50	1	4	Huge	3	150	8
<b>Trebuchet</b>										
Heavy	3000 gp	10 tons	16d6/5d6	300	30	5	Colossal	-3	500	30
Light	1500 gp	4 tons	12d6/4d6	250	20	3	Garg.	1	300	15

<sup>1</sup> A double scorpion fires two projectiles, using separate attack rolls for each.

<sup>2</sup> Creatures with the rock throwing special ability or flying creatures dropping objects of their size may use indirect fire to inflict SP damage as a catapult of their size. Whether they can hurl ammunition other than solid shot is at the GM's discretion.



in a 15-foot burst centered on itself. A firedrake that is destroyed automatically explodes if it is loaded.

**Scorpion:** This oversized crossbow incorporates both tension and torsion, often with pulleys to increase its power without increasing its size, and fire spear-like bolts. Scorpions are direct fire weapons.

**Double:** This specialized scorpion, called a zopyros, fires two missiles simultaneously.

**Heavy:** A larger scorpion mounted on ships or watchtowers.

**Light:** Also called an oxybeles, a light scorpion is usually mounted but can be carried and fired by a single warrior, though with a -2 penalty to hit if not first braced on a solid surface for 1 full round.

**Repeating:** This complex scorpion, called a polybolos, contains an automatic reloading mechanism holding 10 bolts. It can be reloaded as a move action. Once the case is empty, it requires a full-round action to remove the case, another to refill it, and another to replace it.

**Springal:** A springal uses a torsion-cranked composite paddle to strike a firing rack containing multiple bolts, which rain down in an arc over a burst area. A springal has a minimum range of 50 feet and can only use burst ammunition and cannot target specific creatures. Springals are indirect fire weapons.

**Heavy:** A heavy springal affects all squares within 2 squares of the target.

**Light:** A heavy springal affects all squares within 1 square of the target.

**Trebuchet:** Trebuchets are similar in form to catapults, with the payload placed into a basket, cup, or sling at the end of a long lever, with a

counterweight (often with crew or animals pulling attached ropes) close to the fulcrum. The leverage imparted by a trebuchet allows it to hurl massive missiles. Trebuchets are too bulky to move and must be assembled on the battlefield. Trebuchets have a minimum range of 150 feet. Trebuchets are indirect fire weapons.

**Heavy:** A heavy trebuchet using scatter shot affects all squares within 2 squares of the target.

**Light:** A heavy trebuchet using scatter shot affects all squares within 1 square of the target.

**Cost:** The price in gp to purchase the siege weapon.

**Weight:** The weight of the siege weapon in pounds (or tons).

**Damage:** Hit point damage is indicated before the slash, structural point damage after it.

**Burst:** When using ammunition that affects a burst, it affects the target square and all squares within the listed radius; e.g., a trebuchet using scatter shot would affect the target square and 2 squares surrounding it in all directions.

**Range:** This is the weapon's range increment. Beyond this range, attacks are made with a -2 attack roll penalty for each full range increment between the weapon and the target, up to a maximum range of 10 range increments. When using indirect fire, the weapon has a minimum range equal to 1/2 its range increment; the weapon cannot be used against targets within this range.

**Aim:** This is the number of full-round actions required to aim a siege weapon. A weapon with no aim number (-) does not need to be aimed.

**Load:** This is the number of full-round actions required to load the siege weapon.

**Size:** This is the size of the siege weapon.

**AC:** This is the weapon's AC if attacked. A siege weapon can also be armored. The listed cost and weight should be modified as a nonhumanoid creature of the siege weapon's size (Table 6-8, *Pathfinder RPG Core Rulebook* p. 153).

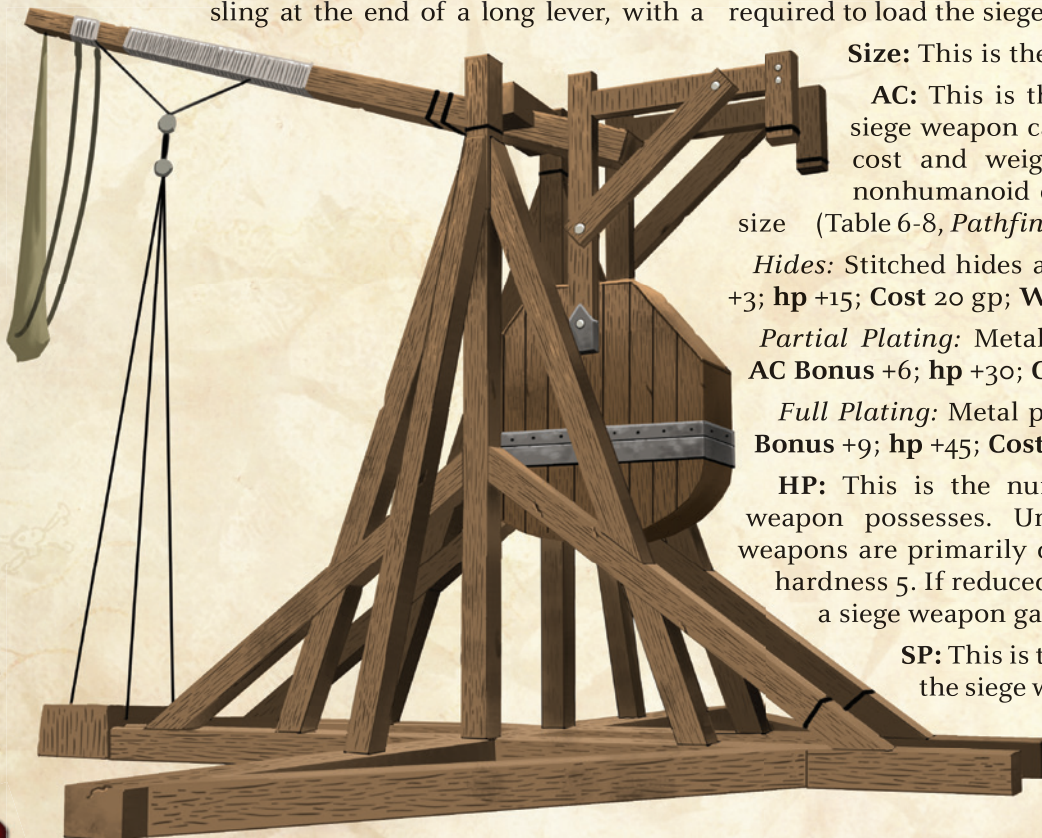
**Hides:** Stitched hides and padded leather; **AC Bonus** +3; **hp** +15; **Cost** 20 gp; **Weight** 20 lbs.

**Partial Plating:** Metal plating over main structure. **AC Bonus** +6; **hp** +30; **Cost** 200 gp; **Weight** 40 lbs.

**Full Plating:** Metal plating over entire weapon. **AC Bonus** +9; **hp** +45; **Cost** 1000 gp; **Weight** 60 lbs.

**HP:** This is the number of hit points the siege weapon possesses. Unless otherwise noted, siege weapons are primarily constructed of wood and have hardness 5. If reduced to less than half its hit points, a siege weapon gains the broken condition.

**SP:** This is the number of structural points the siege weapon possesses. If reduced to less than half its structural points, a siege weapon gains the broken condition.





## AMMUNITION

Siege weapons typically fire blocks or balls of stone or spear-like bolts, but may use a variety of ammunition.

**Bolt:** A spear-like projectile for use with a ballista, scorpion, or springal, bolts inflicts half damage against objects or structures made of metal or stone.

**Bolt, Burning:** A burning bolt causes creatures or flammable objects (including wooden structures) to catch on fire (DC 15 Reflex save negates).

**Bolt, Grappling:** A grappling bolt is a metal-shod bolt with a multipronged hook attached. It inflicts only half damage, but a creature struck is entangled (DC 15 Reflex save negates). It can break free with a DC 20 Strength check or Escape Artist check. A stationary object or structure is automatically grappled; a vehicle struck by the bolt may avoid being grappled with an opposed steering check (see *Vehicles, Pathfinder Roleplaying Game Ultimate Combat*) against the bolt's attack roll. The grappling bolt can be cut (AC 5, hardness 10, hp 10, break DC 28), or if the target is able to reach the attached rope (which may require a reach weapon if the grappling bolt is attached to a ship, wall, or other structure) it may also be cut (AC 5, hardness 0, hp 2, break DC 23).

A pulley system can be attached to a grappling bolt. This enables heavy objects to be hoisted and halves the time required to use raise ladders and bridges attached to the grapple.

**Shot, Burning:** A sack or basket of incendiaries soaked with oil or pitch and lit or coated in quicklime. Burning shot acts like scatter shot, but creatures or flammable objects failing their Reflex save also catch on fire.

**Shot, Canister:** A packed container of small-sized shot for use in cannons inflicting half damage but affecting a cone 20 feet long for a Small cannon, plus 20 feet per size category above Small. Damage is further halved with a DC 15 Reflex save.

**Shot, Caustic:** A barrel of acid inflicting half normal damage to all targets within the weapon's burst radius (full damage vs. metal objects), and creatures or metal objects failing their Reflex save also take 1d6 continuous acid damage (ignoring hardness) for 1d3 rounds. Creatures damaged take 1 point of Constitution damage from noxious fumes (DC 13 Fortitude save negates).

**Shot, Fetid:** Manure, offal, or corpses (or parts thereof), inflicting one-quarter normal damage, all nonlethal, to all targets in the weapon's burst radius. Creatures or taking damage contract filth fever (DC 12 Fortitude save negates).

**Shot, Powder:** The propellant charge required when firing a cannon; this must be loaded along with whatever other shot is being used and inflicts no damage by itself.

**Shot, Scatter:** A sack, basket, or canister of small, hard, heavy objects rain down, inflicting half damage to the target square and all squares within the weapon's burst radius.

**Shot, Smoke:** A sack or basket of incendiaries stoked with green cuttings and alchemical residues designed to give off thick smoke. Smoke shot inflicts one-quarter damage and acts as a smokestick within the weapon's burst radius.

**Shot, Solid:** A block of solid stone for use with a catapult or trebuchet. It inflicts the listed damage to all creatures and objects in the square struck. Creatures may attempt a DC 15 Reflex save for half damage.

TABLE 2-5: AMMUNITION

	COST <sup>1</sup>	WEIGHT <sup>1</sup>	CRIT
Bolt	1 gp	6 lbs	19-20/x2
Bolt, Burning	15 gp	8 lbs	19-20/x2
Bolt, Grappling	25 gp	10 lbs	19-20/x2
Shot, Burning	25 gp	20 lbs	x2
Shot, Caustic	25 gp	20 lbs	x2
Shot, Canister	50 gp	10 lbs	x2
Shot, Fetid	1 sp	15 lbs	x2
Shot, Powder	50 gp	2.5 lbs	-
Shot, Scatter	2 sp	20 lbs	x2
Shot, Smoke	25 gp	20 lbs	x2
Shot, Solid	1 gp	25 lbs	x2

<sup>1</sup> For Small or Medium siege weapons; for larger siege weapons, use the adjustments to cost and weight for humanoid armor in the *Pathfinder Roleplaying Game Core Rulebook*.

## CLOSE ASSAULT WEAPONS

While most siege weapons attack at range, some are used up close to directly undermine or batter through defenses or otherwise bypass them. Some close assault weapons are not even weapons per se, but instead provide means for assault forces to protect themselves or to circumvent fortifications without destroying them.

**Bridge, Assault:** An assault bridge is used to span a ditch, moat, or other gap. Raising a bridge requires one full-round action per 5 feet of length; up to four creatures may cooperate to raise a bridge. The time required is doubled for each size category the bridge is larger than the creatures raising it.

TABLE 2-7: BRIDGES AND LADDERS

SIZE	WIDTH	LENGTH/HEIGHT
Large	5 feet	20 feet
Huge	5 feet	30 feet
Gargantuan	10 feet	40 feet
Colossal	10 feet	60 feet

**Corvus:** A hinged counterweight system for mounting a bridge vertically on a vehicle, with a hooked end to grab onto a target vehicle or structure. Using a corvus requires a DC 10 Profession (siege engineer) check; if failed, the corvus fails to catch on the target and must be reset (requiring 1 minute). A corvus targeted at a



TABLE 2-6: CLOSE ASSAULT SIEGE WEAPONS

	COST	WEIGHT	CREW	LOAD	HARDNESS	HP	SP	DMG
Bridge								
Large	1 gp	50 lbs	see text		5	10	1	-
Huge	10 gp	100 lbs	see text		5	20	1	-
Gargantuan	50 gp	250 lbs	see text		5	30	2	-
Colossal	250 gp	500 lbs	see text		5	40	2	-
Corvus	500 gp	200 lbs	see text		10	20	2	-
Cauldron	10 gp	125 lbs	1	2	10	60	3	2d6
Water Tower	50 gp	500 lbs	-	-	5	100	5	-
Gallery¹								
Medium	100 gp	100 lbs	1	-	as hide or wooden structure			-
Large	250 gp	400 lbs	4	-	as hide or wooden structure			-
Huge	500 gp	1600 lbs	8	-	as hide or wooden structure			-
Gargantuan	1000 gp	3 tons	16	-	as hide or wooden structure			-
Colossal	2000 gp	10 tons	32	-	as hide or wooden structure			-
Siege Tower	x4	x2	x1	-	as hide or wooden structure			-
Hoist	200 gp²	500 lbs	2	-	5	80	4	-
Ladder, Escalade								
Large	1 gp	50 lbs	see text		10/5	20/10	1	-
Huge	10 gp	100 lbs	see text		10/5	20/20	1	-
Gargantuan	50 gp	250 lbs	see text		10/5	20/30	1	-
Colossal	250 gp	500 lbs	see text		10/5	20/40	1	-
Sambuca	500 gp	200 lbs	see text		10	30	1	-
Ram								
Large	500 gp	150 lbs	see text		5	20	1	2d6
Huge	1000 gp	1000 lbs	see text		5	40	2	3d6
Gargantuan	2000 gp	2.5 tons	see text		5	100	5	6d6
Colossal	5000 gp	10 tons	see text		5	200	10	12d6

<sup>1</sup> For wooden galleries; cost and weight are halved for hide galleries.

<sup>2</sup> A hoist's price increases by 100 gp per point of Strength over 10.

moving vehicle requires an opposed steering check to get it into correct position, though no steering check is required if the target vehicle is grappled.

**Ramps:** A bridge constructed of packed earth and stone, a ramp has hardness 0 but triple the hp and SP of a wooden bridge. It requires 8 hours to construct a 5-foot cubic section of a ramp; multiple creatures may cooperate. A ramp can be flat or up to a 45-degree angle; however, a vertical ramp must have a base at least half as wide as its height. Ramps cost nothing, but the time required to build them is doubled if proper digging tools are not available.

**Cauldron:** Mounted atop a structure, a cauldron is a Medium-sized device used to dump harmful substances through a sluice onto attackers below. A cauldron uses shot ammunition (see Table X-5) and is an indirect fire weapon. Its scatter shot affects all squares within 1 square of the target, as well as a 5-foot wide vertical line between the cauldron and the target.

**Water Tower:** A Large wooden container to hold water to help fight fires, a water tower serves as fire precautions for all structures within 30 feet and can supply water for up to 10 responses by fire crew (see Vehicles: Catching on Fire, *Pathfinder Roleplaying Game Ultimate Combat*). A water tower can also be emptied upon creatures below, extinguishing nonmagical fires in the area and bull rushing creatures with a +10 CMB.

**Gallery:** A mobile temporary defense, a gallery is similar to a building made of hide or wood. Most are of flimsy construction, but rare examples are more stoutly built. Galleries are almost always one building section plus one roof section (galleries made to house battering rams are an exception, and are typically two joined building sections and roof sections). Because a gallery is partially open, it does not provide the same cover as a normal building: A creature inside a gallery gains cover if he is the same size as the gallery, improved cover if he



is one size smaller, and total cover if he is two or more sizes smaller.

Wooden galleries can be moved up on rollers at a speed of 10 with their full crew, 5 feet with at least half the required crew. Hide galleries have a base speed of 15.

**Siege Tower:** A wooden gallery of stout construction, a siege tower is comprised of two building sections arranged vertically, in addition to a roof section. The lowest section is used to propel the tower and provides total cover to those within. If it is breached, the siege tower moves at half speed. If it is destroyed, the entire tower collapses.

The upper section of a siege tower provides improved cover for a number of soldiers (see below) and may have pierced walls or gunports (see Vehicles, *Pathfinder Roleplaying Game Ultimate Combat*). The roof section may have a battlement and may mount a siege weapon or corvus bridge up to one size smaller than the siege tower.

TABLE 2-8: SIEGE TOWER COMPLEMENT

SIZE	SOLDIERS
Large	5
Huge	20
Gargantuan	50
Colossal	200

**Hoist:** Mounted atop a structure, a hoist is a Large winching mechanism for lifting cargo or passengers. A hoist has a base Strength of 10, but can have a Strength as high as 28. A hoist can raise or lower a light load at 15 feet per round, its heavy load at 10 feet per round, and its maximum lift at 5 feet per round. Operating a winch requires two full-round actions; if only a single operator is available, it can be operated at half speed.

**Ram Catching:** The operator of a hoist can attempt to catch and disarm a ram with a readied action, after the ram attacks. The operator makes a Profession (siege engineer) check plus the hoist's Strength bonus and a +4 modifier for its size, opposed by the CMD of the ram's wielder, modified by the ram's size. If the check succeeds, the ram is caught by the hoist. The hoist can then attempt Strength check (with a +4 size bonus) to break the ram; the DC is 23 for a Large ram, 26 for a Huge ram, or 29 for a Gargantuan ram. Alternatively, the ram can be lifted out of reach. If the ram remains in reach of the attackers, they may attempt to reclaim it with an opposed Strength check or by destroying the hoist or the chains or ropes it is using for catching the ram.

A hoist requires Strength of 22 to catch a Huge ram, 28 to catch a Gargantuan ram. Colossal rams cannot be caught.





**Ladder, Escalade:** Escalade ladders have spiked bases for stability, and the upper 5 feet are metal-shod, with hardness 10 and 20 hit points. The remainder of the ladder is wooden and has hardness 5 and hit points based on its size. Ladders otherwise follow the rules for assault bridges.

**Sambuca:** A sambuca is a counterweight and pulley system mounted at the base of a ladder that enables up to 20 creatures to cooperate in raising the ladder. Creatures may ride on the ladder as it is raised, provided there are two creatures of their size (or one larger creature) pulling the sambuca for each rider.

**Rams:** The most basic close assault weapons are iron-shod logs carried by one or more creatures to combine their strength. A ram can be used to inflict damage or to make a Strength check against the target's break DC.

**Crew:** A ram can be wielded by a single creature of its size or larger, plus up to five additional creatures of the same size to assist. Smaller creatures can substitute for the ram's crew, but the number required is doubled for each size category they are smaller than the ram; hence, 8 Small creatures could take the place of a single Huge creature.

**Ramming Charge:** Rams require momentum to be fully effective. All creatures using the ram must use the charge action to gain its full effect. Creatures not wishing to charge may make a ram attack as a full-round action, suffering a -4 penalty to attack and damage rolls and Strength checks with the ram.

**Breaking:** The wielder makes a Strength check with a +2 bonus, adding +2 for each crew member (or equivalent number of smaller creatures) assisting. The ram also provides a +4 bonus per size category above Medium.

**Damage:** The wielder makes an attack roll with a -4 nonproficiency penalty. A hit inflicts the listed damage, plus the Strength modifiers to damage of the wielder and all creatures assisting, regardless of their size. To determine SP damage, divide the hit point damage of the ram by 10.

**Gallery Ram:** A ram suspended from chains or ropes within a gallery. A gallery ram does not require a running start. In addition, by adding tethers to the back end of the ram, it allows four additional crew members to assist.

**Improvised Ram:** Any tree, log, or timber can be used as a ram with a -4 penalty to attack and damage rolls or to Strength checks.

**Pick:** A ram with a pick head adds a +2 circumstance bonus to Strength checks and attack and damage rolls against stone structures.

**Screw:** A ram with a screw head adds gains a +2 circumstance bonus to Strength checks and attack and damage rolls against earthen structures.

## PART 3: BUILDINGS IN THE KINGDOM

In most cases, a building will be constructed as part of a kingdom. It is therefore important to know how a player-created building fits into the Kingdom rules presented in *Pathfinder Roleplaying Game Ultimate Campaign*.

### BUILDINGS IN SETTLEMENTS

If a building is being used in the Downtime rules to earn capital or gold (as opposed to just being a building owned by the PC, but not being used for profit, such as a private house), it is important to determine the size of the building and the settlement attribute modifiers for the building.

### BUILDING SIZE

Divide four times the longest dimension of the building by 750. You may choose to round up or down. Do the same for the shorter dimension (rounding the same way you did for the longer side). The result is the number of lots wide and deep the building occupies in the City Grid (no building should occupy more than 4 lots, but the GM may allow buildings to expand beyond this). If you rounded down and the number of lots for either dimension is at least 1, you may choose to make that lot impassable (see *Impassable Buildings*, *Ultimate Rulership* p.23), and if you rounded up, the lot can be made impassable only if the number of lots in a single dimension is at least 2.





## SETTLEMENT ATTRIBUTES

The way a building modifies the settlement attributes is largely determined by the purpose of the building and lists one or more Kingdom Attributes. The building must provide a bonus to this Kingdom Attribute before any others (if more than one attribute is listed, the bonuses must be as even as possible). The buildings from *Pathfinder Roleplaying Game Ultimate Campaign* and *Ultimate Rulership* are listed with their appropriate category.

**Trade:** Buildings focused primarily on tradesmen, guilds, and the buying and selling of goods. Economy. Alchemist, Bank, Black Market, Foreign Quarter, Guildhall, Lighthouse, Luxury Store, Magic Shop, Market, Pier, Shop, Stockyard, Trade Shop, Waterfront, Warehouse.

**Residential:** Buildings which are for permanent or transient residents of the settlement. Unrest, Loyalty. Caster's Tower, Herbalist, House, Inn, Mansion, Noble Villa, Palace, Stable, Tenement.

**Bureaucratic:** These buildings are administrative places of work, aiming to make the running of the settlement as smooth as possible. Assembly, Bureau, Courthouse, Mint, Town Hall, Stability.

**Religious:** Mostly places of worship for organized religions, but also centres of healing. Economy, Loyalty, Stability. Cathedral, Monastery, Sacred Grove, Shrine, Temple.

**Educational:** Institutions providing a formal education for the population of the settlement. Academy, Bardic College, Library, Magical Academy, Museum, Observatory, University, Loyalty.

**Military:** Training areas, equipment storage, and living quarters for military organisations, as well as defensive fortifications and locations for the settlement. Stability. Aerie, Barracks, Castle, City Wall, Garrison, Military Academy, Moat, Watchtower.

**Manufacturing:** a place where finished goods are made from raw materials. Brewery, Brickyard, Exotic Artisan, Foundry, Lumberyard, Mill, Smithy, Tannery, Windmill.

**Entertainment:** Social venues for various types of entertainments. Loyalty. Arena, Bordello, Dance Hall, Gambling Den, Menagerie, Tavern, Theatre.

**Civil:** These are buildings dedicated to the physical and emotional well-being of the citizens. Loyalty, Stability. Baths, Bridge, Cistern, Colossus, Crematorium, Dump, Everflowing Spring, Granary, Graveyard, Hanging Gardens, Hospital, Jail, Magical Streetlamps, Monument, Orphanage, Park, Paved Streets, Sewer System, Tunnels, Watergate, Waterway.

Each building then applies modifiers to Kingdom Attributes (Economy, Loyalty, Stability, Unrest), Settlement Attributes (Corruption, Crime, Law, Lore, Productivity, Society), Base Value, and Magic Item slots.

To calculate the size of the bonuses a building has on the settlement and kingdom, total up the capital bonus that the building generates for each type of capital (including gp). Take the highest total as a number of points to spend on the following table. A negative attribute will give back points which are available to spend equal to half the cost of a positive point (rounded down).

TABLE 3-1: KINGDOM AND SETTLEMENT ATTRIBUTES

KINGDOM OR SETTLEMENT EFFECT	POINT COST
Kingdom Attribute (Economy, Loyalty, Stability)	5 per +1
Unrest	10 per -1
Settlement Attributes (Corruption, Crime, Law, Lore, Productivity, Society)	1 per +1
Base Value	1 per +500 gp
Minor Magic Item	5 per item
Medium Magic Item	20 per item
Major Magic Item	40 per item

## EQUIVALENT BP COST

To calculate the equivalent BP cost of a building (either to allow a kingdom to build the correct building type, or for use with the bombardment rules in *Ultimate War*), take the building's gp cost under the downtime rules and divide by 100. Many other factors can modify this. Some examples include low wealth occupants decreasing the BP cost, and high wealth occupants increasing it. Buildings for which there will be only a limited number in any given settlement have an increased BP cost, whereas very common buildings have decreased cost. These modifications are at the GM's discretion, but should be carefully considered against the BP cost of existing buildings.





## PART 4: EXOTIC STRONGHOLDS

Classic castles of stone with soaring parapets and open baileys where knights and soldiers tilt at the lists are iconic elements of medieval lore and literature, but in a fantasy campaign your castles can be so much more! The rules in Part 1 describe a wide variety of exotic materials that can be used for creating rooms, buildings, and fortifications, including cost, time, strength, and more. When you're creating a stronghold as part of an adventure, however, you don't necessarily need or want to go through the mathematical exercise of building a castle brick by brick. What is more important is the challenge such strange strongholds present for your PCs and how to use them as an organic and exciting part of the campaign.

TABLE 4-1: EXOTIC WALLS

TYPE	HARDNESS <sup>1</sup>	HP/INCH	CLIMB DC	BREAK DC
Bone	5	5	15	25
Cloud	0	0	-	10 <sup>2</sup>
Fire	0	(3)	-	-
Flesh	2	5	20	30
Ghostly	0	(3)	-	-
Glass	1	4	35	18
Ice	3	3	35	25
Insects	0	3	-	15 <sup>2</sup>
Magma	4	5	-	25 <sup>2</sup>
Ooze	0	3	0	20 <sup>2</sup>
Water	0	(4)	-	20 <sup>2</sup>
Web	0	2	20	20 <sup>2</sup>

<sup>1</sup> Hit points per inch in parentheses indicate a wall that cannot be damaged by most forms of attack, but specific attacks listed in the wall's description can damage it. The wall still can be dispelled even if it cannot be damaged.

<sup>2</sup> This is the DC required to push through this semisolid wall, rather than to break it.

## ELEMENTAL STRONGHOLDS

These strongholds form structures out of fundamental elements that are not usually solid and can be shaped and built only through magic or the intervention of powerful elemental beings. All elemental stronghold structures are held together by magic, and they can be unraveled with *dispel magic* that targets the elemental architecture spell that holds them together.

### CLOUD CASTLE

Skyfaring wizards and priests of the storm may craft castles from the congealed mists of the air, and cloud and storm giants are famous for their constructs among the clouds.

**Walls:** Cloud walls are formed of thick, semi-solid banks of cloud or mist bounded in by churning sheets of wind. Most cloud castle walls are opaque, blocking line of sight completely, but some might be semitransparent, only providing concealment to those behind the wall. A cloud wall affects creatures or objects entering it as a combined *wind wall* and *solid fog*.

**Hazard:** The semisolid vapors of a cloud castle wall are choking to air-breathing creatures trying to move through them. Creatures not holding their breath must succeed on a DC 15 Fortitude save or be nauseated with choking and coughing for 1d4 rounds after passing through the wall.

**Sky Floor:** The floors of a cloud castle are generally as strong as stone and cannot be pushed through like cloud walls can. However, the floor of a cloud castle can be made either opaque or transparent, showing the vast gulfs of sky below the floor.

**Hazard:** Creatures not native to clouds or lacking a natural fly speed become frightened (DC 15 Will negates) and overcome with vertigo when faced with a transparent sky floor, remaining frightened for 1d6 rounds plus a number of rounds equal to the amount

by which they failed their save. After this time, they can attempt a new Will save to overcome their fright.

### FIRE

Red dragons, fire giants, mighty elementalists, priests of the burning gods, demons and devils who crave the ever-burning pyres love to surround themselves with living fire and may ply their mastery of magic to craft a home framed in flame.

**Damaging Fire Structures:** Fire structures are immaterial and cannot be damaged by most effects; however, they can be damaged by water or cold effects, using the hit points listed above. Fire structures take full





damage from magical cold effects and take 1 point of damage per gallon from water.

**Walls:** Walls constructed of flame block line of sight but shed bright light within 20 feet and dim light within an additional 20 feet. Walls of flame have physical substance but are soft and permeable, equivalent to *solid fog*.

**Hazard:** A creature entering or beginning its turn within a wall of or other structure made of flame structure takes 4d6 points of fire damage. A creature moving adjacent to a flame structure or beginning its turn adjacent to a flame structure takes 1d6 points of fire damage. Fire walls typically give off smoke

**Floors:** Magically solidified, fire floors cannot be passed through and are as hard as wood. However, they deal 1d6 points of fire damage per round to creatures entering or beginning their turn on an area of fire floor. A creature takes an additional 1d6 points of fire damage if it falls prone.

## MAGMA

Molten rock can be shaped and formed into channels and sheets that flow in glowing sheets even as their surface cools into a smoldering crust only to crack and melt once again.

**Damaging Magma Structures:** Magma structures take half damage from most forms of attack, but they take full damage from cold effects. Water deals 1 point of damage per gallon to a magma structure.

**Magma Walls:** Walls constructed of magma are harder than fire walls, with chunks of solid stone floating and churning within them but are still only semisolid.

Dealing 30 or more points of cold damage (or damage from water) to a magma wall in a single round causes it to solidify into a solid wall of unworked stone, with the hardness and hit points of typical stone. However, as long as any magma sections remain adjacent to sections of solidified stone, they re-melt 5 feet of stone back into magma every 2d6 minutes.

**Hazard:** Touching or beginning your turn touching a magma wall deals 2d6 points of fire damage. Strength check to push through. A creature passing through a magma wall takes 10d6 points of fire damage if they are able to pass through it on their turn with a single successful Strength check. Creatures remaining within a magma wall take 20d6 points of damage per round of exposure and must hold their breath or begin drowning.

**Floors:** Magma remains semiliquid when used as a floor, acting as difficult terrain and causing a -5 penalty on Acrobatics and Stealth checks for creatures moving through it. *Water walk* or similar magic allows a creature to step across the surface of a magma floor, taking only 2d6 points of fire damage each round they enter or begin their turn on an area of magma floor. A

creature falling prone or beginning its turn prone on a magma floor takes 5d6 points of fire damage.

## WATER WALLS

A wall of water may be a churning fluid mass held in place by elemental forces or a continuously renewing torrent cascading down in a perpetual waterfall.

**Damaging Water Structures:** Water structures take one-quarter damage from electricity, but creatures within the water wall take full damage from the electricity. Fire and force effects deal full damage to a water structure.

A section of a water structure that takes 20 or more points of cold damage in a single round becomes an ice structure instead; however, if there is still a liquid water structure adjacent to an ice structure it begins melting the ice back into liquid water at a rate of 1d6 hours for each 5-foot section.

A section of a water structure that takes 20 or more points of fire damage in a single round erupts in a cloud of steam that acts as *obscuring mist* within 10 feet of the water structure. This steam lasts for 1d4 rounds.

**Water Walls:** A water wall offers concealment to those behind it if it is less than 3 feet thick, or total concealment for thicker walls. Water walls cannot be climbed but can be ascended with a DC 30 Swim check. Moving through a water wall requires a successful DC 20 Swim check.

**Hazard:** The pounding torrent of a water wall deals 1d6 points of nonlethal bludgeoning damage per round (DC 15 Fortitude negates), and a creature failing its save is also knocked prone. Creatures with the fire subtype instead take 2d6 points of lethal damage per round, with no save allowed. A water wall poses a potential drowning risk for creatures unable to move through it or escape from it.

**Floor:** A floor of liquid water gains solidity through magic, treating it as a slippery surface (increasing the DC of Acrobatics checks by 5). Most water floors are relatively static, but some may support flowing water, which causes the floor to act as difficult terrain for creatures moving against the flow of water. Medium or smaller creatures running or charging in flowing water, whether moving with, against, or across the current, must succeed on a DC 11 Reflex save or fall prone and be pushed 1d4 x 5 feet downstream by the current.

It is possible to create areas of open, non-solid water as part of a water floor. They are very difficult to distinguish from the surrounding water, requiring a successful DC 25 Perception check, with a +10 bonus if detect magic is being used. A rogue's trap sense bonus also applies as a bonus on this check.

A *water walk* spell allows a character to move easily across a water floor without impediment, whether the water is still or flowing.



## NATURAL STRONGHOLDS

These strongholds are formed from naturally occurring materials and substance that can be shaped into strongholds with ordinary construction or through the application of nature magic.

### CRYSTAL PALACE

The branching facets of crystal growths can be cultivated to massive size and forged into glittering palaces by the power of earthen magic and loving artistry.

**Damaging Crystal Structures:** Crystal walls take full damage from bludgeoning weapons but only half damage from piercing and slashing weapons. They take no damage from acid but take full damage from cold, electricity and fire, and damage from sonic effects is increased by 50% against crystal structures.

**Crystal Walls:** Walls of crystal or glass are not particularly strong, but some races favor them for their beauty. Crystal walls are generally translucent rather than perfectly transparent, blurring and distorting vision through walls and granting concealment to creatures on the other side of a crystal wall. Some crystal walls, however, may be as clear as glass and offer perfect visibility.

**Hazard:** Crystal walls typically are very slick and difficult to climb. While not difficult to break through, destroying a section of crystal wall causes it to shatter in a spray of shards. Any creature adjacent to a section of crystal wall when it is destroyed takes 2d6 points of slashing damage from razor-sharp fragments (DC 15 Reflex half), and all squares adjacent to the broken section are treated as if they were strewn with caltrops.

**Floor:** A crystal floor is generally very slick, treating them as slippery surfaces (increasing the DC of Acrobatics and Climb checks by 5), though they can be roughened to ease passage. A crystal floor is typically opaque or translucent, but a transparent crystal floor is

clear as glass. If such a floor is used to bridge an abyss more than 100 feet deep, creatures traversing it that lack a natural climb or fly speed become shaken (DC 15 Will negates) until they can reach solid ground once again, at which point they can attempt a new saving throw each round at the beginning of their turn to recover their wits. Creatures that dwell on cliffs, high mountains, or other exposed heights may gain a circumstance bonus on this saving throw or may be immune, at the GM's discretion.


### HEDGE FORT

Plants can be cultivated into powerful defensive structures comprised of tangled vines, living trees and shrubs, prickling brambles, and leathery greenery.

**Damaging Plant Walls:** Plant walls take only half damage from piercing attacks and acid and cold effects. They take full damage from electricity and sonic effects, and fire effects deal full damage and overcome the wall's hardness. As long as ample sunlight and water are available, each section of plant wall regains 5 hit points per day, while a plant wall deprived of sunlight withers and dies over the course of several months. A *plant growth* spell can be used to repair all damage to one square of plant wall per caster level rather than having its normal effect.

Tiny creatures can pass through a hedge wall with a DC 15 Escape Artist check, and Diminutive or Fine creatures can usually pass through plant walls without difficulty.

**Floor:** The floor of a hedge structure may be simple earth or wood, using the standard rules, but also may be cultivated vines and branches woven together. Hedge floors are unstable and full of potential gaps and trips. Creatures can move across a hedge floor at half speed without difficulty, but those moving at full speed must succeed on a DC 15 Reflex save or trip and fall prone at a random point during their movement. Creatures using *feather step* or similar effects that circumvent the effects





of difficult terrain do not risk falling prone. In addition, hedge floors tend to be quite noisy, imposing a -2 penalty on Acrobatics checks and a -5 penalty on Stealth checks. These penalties do not apply to fey or creatures of the plant type, nor to Tiny or smaller creatures.

## HIVE WALLS

In the sweltering jungle and the desert depths, endless swarms of insects and myriapods can be trained in their teeming masses to form living fortresses, with the carapaces of the dead merely adding to the bridges of the living as they continuously build and rebuild their mindless redoubts.

**Damaging Crawling Walls:** Crawling walls are made up of countless tiny insects and arthropods and can be damaged by effects similar to an enormous swarm. Crawling walls are immune to damage from weapons but they take 50% more damage than normal from area effects.

**Crawling Wall:** Walls formed of crawling bugs are not solid, requiring only a Strength check to force a way through. If a section of crawling wall is destroyed, the swarms that comprise it immediately begin to rebuild, extending the wall by 5 feet from any surviving sections each hour until it stretches back across the gap and reforms the wall.

**Hazard:** A creature climbing on a crawling wall or pushing through it is exposed to countless tiny bites, dealing 2d6 points of damage and becoming nauseated (DC 15 Fortitude negates) for as long as they remain in contact with the wall and for 1d4 rounds thereafter.

**Floor:** A floor carpeted in crawling insects, whether it is an ordinary floor covered in swarms or a magically suspended floor comprised of nothing but bugs, is unpleasant and unstable. The crunching of bugs underfoot causes a -5 penalty on Stealth checks, and an invisible creature's location is easily marked by bugs crawling up and around their legs or any body part adjacent to the floor. These swarming insects deal no damage, but a creature beginning its turn prone on a crawling floor must succeed on a DC 11 Fortitude save or become nauseated for 1 round.

**Special:** A *repel vermin* spell causes a 10-foot-wide space to open in a crawling wall or floor.

## ICEWALL

In areas of perpetual cold, glacial ice can be harvested and formed into permanent structures, and even in subarctic climes ice can be shaped and formed into strongholds in the depths of winter or through the frigid enchantments of cryomantic sorcery.

**Damaging an Ice Structure:** Ice structures take full damage from bludgeoning weapons and half damage from piercing and slashing weapons. They are immune to cold and take only one-quarter damage from acid but electricity and sonic attacks deal full damage. Fire

effects bypass an ice structure's hardness and deal 50% greater damage than normal.

**Walls:** Ice walls can be translucent if carefully polished or only a few inches thick, but most ice structures are opaque.

**Hazard:** An ice wall does not deal immediate damage on contact, but creatures spending more than 1 minute in contact with an ice wall treat it as exposure to extreme cold (see Chapter 13 in the *Pathfinder Roleplaying Game Core Rulebook*). Walking on top of an ice wall is not as dangerous, treating it instead as a cold environment.

**Floor:** An ice floor is a slippery surface (increasing the DC of Acrobatics and Climb checks by 5), though permanent structures built atop ice floors may be strewn with gravel, sand, straw, or other material to provide better footing, making the surface only slightly slippery (increasing DCs by 2) or normal. Direct contact with an ice floor is not inherently dangerous unless there is prolonged contact. Treat a creature prone on an ice floor as being in an environment one step colder than the ambient air temperature.

## WEB WALLS

In caves and forests, the same arthropod affinity that some use to force numberless insectoid hosts to form structures with their bodies can be applied to arachnids, silkworms, and similar spinners to weave massive structures of curtained webs. These web structures may be solidified with enzymes or interwoven with existing undergrowth to create sweeping bridges, chambers, and tangled corridors.

**Damaging Web Walls:** Web structures take half damage from bludgeoning and piercing weapons but take 50% more damage than normal from fire effects. A destroyed section of web wall can be repaired within 24 hours by the innumerable tiny spiders infesting the web wall and spinning new webs constantly.

**Web Walls:** Web barriers typically provide concealment and cover, but not total concealment or total cover, though some exceptionally thick web barriers may provide greater screening.

**Hazard:** A creature failing its Strength check by 5 or more when attempting to break through a web structure becomes stuck and entangled by the webs. Breaking free requires a successful DC 15 Strength check or Escape Artist check to escape back the way the creature came in, or a DC 20 check to break through to the opposite side. A trapped creature also can escape by dealing at least 15 points of slashing or fire damage to the webs.

**Web Floor:** A web floor may overlay an existing floor or may be a structure entirely made of webbing. In any case, its stickiness and unsteadiness makes a web floor difficult terrain, with a -5 penalty on Acrobatics checks but a +5 bonus on Climb checks to catch yourself when falling. Creatures with tremorsense have the range of that sense doubled when in contact with web floors, and spiders and similar web-dwelling creatures ignore the penalties other creatures suffer when traversing web floors.



## OOZE PILE

Oozes can be congealed through magical and alchemical processes into gelid piles of semisolid colloid. Ooze walls are often constructed by alien entities or mad scientists. They may be created to stand on their own or as sickening sheaths clinging to stone walls underneath. Structures made of deliquescent fungus are basically identical to those formed from ooze, though they also may hold poisonous or hallucinogenic spores.

**Damaging Ooze Walls:** Ooze walls take only half damage from bludgeoning and piercing attacks and are immune to acid. They take full damage from cold, electricity, fire, and sonic effects.

**Ooze Wall:** A wall of ooze is faintly transparent, revealing only vague shapes and shadows but providing total concealment. DC 20 Strength check to push through. A creature forcing a way through an ooze wall opens a hole that lasts only 1d4 rounds before closing again. A destroyed section of ooze wall repairs itself after 24 hours and returns to its former shape.

**Hazard:** Creatures touching an ooze wall take 2d6 points of acid damage, with no save allowed.

**Floor:** An ooze floor is a deliquescent rubbery mass, prone to squelch and suck at the feet of those treading upon it as their feet sink in up to the ankles. Ooze floors can be overlaid on an existing stone floor or can be magically crafted out of distilled ooze. Ooze floors are treated as difficult terrain unless creatures have *freedom of movement* or *water walking* and also impose a -2 penalty on Stealth checks. The location of invisible creatures walking on an ooze floor can be clearly marked by their sunken footprints in the ooze.

**Hazard:** Creatures entering or beginning their turn on an area of ooze floor take 2d6 points of acid damage per round. This damage does not increase if they enter multiple squares of ooze floor.

## NECROMANTIC STRONGHOLDS

Some structures can be formed only by tapping into the dark arts of necromancy, binding flesh, bone, blood, and spirit into a grotesque mockery of classical architecture.

### BONE KEEP

Simple bone structures are not uncommon among primitive societies, using collected bones for structure and for decoration, but the application of necromantic magic makes them far more dangerous.

**Damaging Bone Structures:** Bone structures take full damage from bludgeoning weapons and from positive energy. They take only half damage from piercing and slashing weapons.

**Walls:** Crafted from innumerable skeletal remains, bone walls are infused with necromantic power.

**Hazard:** The semi-animate bony climbs of a bone wall writhe and grasp at creatures climbing on

them. A creature ending its turn climbing on a bone wall has a 50% chance to become entangled (DC 15 Reflex negates). An entangled creature can free itself with a DC 15 Strength check or Escape Artist check or can be freed by dealing 15 points of damage to the section of bone wall adjacent to the entangled creature. Dealing at least 15 points of positive energy damage to a semi-animate bone wall suppresses this entangling effect for 1 minute.

**Floor:** A bone keep's floor is littered with skulls and bone fragments, typically a mix of light rubble and dense rubble, with many areas scattered with bony caltrops. Some areas may have grasping bones similar to those on bone walls.

## FLESH PALACE

Necromancers, demons, and other corrupt and cruel creatures may build fortifications from tormented flesh, melding the carcasses of the dead into a gruesome half-life of pulsating muscles and pumping blood.

**Damaging Flesh Structures:** Flesh structures take full damage from slashing weapons but only half damage from bludgeoning and piercing weapons. They take full damage from acid, cold, electricity, fire, and sonic attacks, as well as negative energy. Flesh structures have fast healing 5, and even if a section is completely destroyed any adjacent sections can regrow at a rate of 5 feet for every 24 hours, growing together towards the other side of the severed gap.

**Walls:** Walls of flesh may look almost vital, pulsing with vital fluids and prone to bleed if attacked, or they may be gray and putrefied, scabrous and rotting yet losing none of their revolting resilience.

**Hazard:** Flesh walls have embedded eyes and ears and can sense nearby creatures with a +10 bonus on Perception checks and 60-foot darkvision. In addition, a flesh wall has tremorsense with respect to any creature climbing on its surface, and any creature ending its turn on a flesh wall has a 50% chance to be attacked by gaping maw or tearing limb that reaches out from the wall (+10 attack bonus, dealing 1d12 points of bludgeoning, piercing, and slashing damage).

**Floor:** A flesh floor is often uneven and soft, with grotesque bulges in places and a quivering softness in others, along with lumps of tumors, bones, and sensory organs jut out. Flesh floors are equivalent to light rubble mixed with dense rubble, and they are reactive and prone to shift where the more difficult terrain appears. For true body horror, certain areas of a flesh floor might be so yielding and soft that they function like fleshy quicksand (see Chapter 13: Environment in the *Pathfinder Roleplaying Game Core Rulebook*), and flesh floors also might contain mouths or limbs that reach out to attack nearby creatures just as fleshy walls do.



## GHOSTLY REDOUBT

The most sinister fiends and necromancers extract the immortal essence of their victims and knit their soul-stuff together into a tragic and terrifying tower of tattered ectoplasm.

**Damaging Ghostly Structures:** Ghostly structures are comprised of ectoplasmic spirit-stuff and can be damaged only by magical weapons and effects, taking half damage from all such effects other than force effects and positive energy (or attacks with *ghost touch* weapons).

**Ghost Walls:** Ghost walls have no physical substance and cannot be climbed. Their opaque gossamer shrouds offer total concealment but grant no cover against attacks through the wall. Dealing at least 30 points of positive energy damage to a ghost wall in a single round quells the spirits within the wall for 1 minute, making it save to transit that section of the ghost wall. A *dispel magic* spell (DC 20 caster level check) suppresses the binding magic holding the spirits within the ghost wall for 1d4 rounds, making the wall itself safe to traverse; however, this also temporarily looses the spirits within the dispelled section of wall to rampage and swarm over creatures nearby. Each round, the spirits flood out in a 30-foot cone aimed in a random direction from the dispelled section(s) of wall, affecting creatures in that area as if they had passed through the ghost wall, though the power of the scattered spirits is dissipated somewhat, reducing the save DC to 15.

**Hazard:** A creature passing through a ghost wall gains one negative level (DC 20 Fortitude negates) and takes 1d4 points of Wisdom damage (DC 20 Will negates) from the howling madness of the spirits.

**Floor:** A ghostly floor is typically made of ectoplasmic force, which is weaker than a true force construct with the hardness and hit points of solid wood. Incorporeal undead creatures can pass through a ghostly floor without difficulty, as if it were normal stone.

A ghostly floor can be made either opaque or transparent. If a transparent ghost floor bridges an abyss more than 100 feet deep, creatures traversing it that lack a natural climb or fly speed become shaken (DC 15 Will negates) until they can reach solid ground once again, at which point they can attempt a new saving throw each round at the beginning of their turn to recover their wits. Creatures that dwell on cliffs, high mountains, or other exposed heights may gain a circumstance bonus on this saving throw or may be immune, at the GM's discretion.

**Hazard:** Undead standing on a ghostly floor gain turn resistance +1 (+2 if they are incorporeal undead adjacent to the ghostly floor). This stacks with any other turn resistance they possess.

## PART 5: SPELLS AND STRONGHOLDS

In a magical world, the use of magic to defend your stronghold is a necessity. A great many spells have obvious uses in creating fortifications, such as *rampart*, *wall of iron*, or *wall of stone*, or using spells like *make whole*, *fabricate*, or *stone shape* to make repairs to damaged buildings and fortifications. Other spells like *arcane lock*, *mage's private sanctum*, *dimensional lock*, *forbiddance*, and *guards and wards* can make existing fortresses far more secure. In addition to these core spells, the spells in this section help armies and adventurers alike attack and defend fortresses in the course of a campaign.

**Stronghold Spells:** As an optional rule, many of the spells designed to defend a stronghold below may be ruled to function *only* in an area that is a fixed point of defense called your stronghold. For the purpose of a stronghold spell, your stronghold must be a specific location or structure you designate, no larger than a cube 30 feet per level on a side. If this covers only part of a larger structure or location, you may use stronghold spells only within the designated area. You must spend at least seven days focusing on your stronghold, meditating upon its every detail, placing magical marks that resonate with your personal magic.

You may have only one stronghold at a time. If you create and designate a new one, the benefits of the old one fade immediately. Your death does not alter your stronghold, and stronghold spells persist after your death to the extent of their normal duration.

## SPELLS BY SCHOOL

**Abjuration:** *gate of the faithful*, *greater secure seal*, *secure seal*, *sky warning*

**Conjuration:** *elemental architecture*, *scalding cauldron*, *stout barracks*, *stronghold sanctuary*

**Divination:** *early warning*, *spellguard watchtower*, *stronghold status*

**Enchantment:** *stolen valor*

**Evocation:** *battering bolt*, *consecrated stronghold*, *desecrated stronghold*, *dusk fortress*, *fortress of light*, *spiritual pike wall*

**Illusion:** *haunted ruin*

**Necromancy:** *deathless defenders*, *invader's bane*, *necrotic architecture*

**Transmutation:** *animated artillery*, *castellan's call*, *entrenchment*, *hardened surface*, *natural architecture*, *tunneling*

## SPELL DESCRIPTIONS

### ANIMATED ARTILLERY

**School** transmutation; **Level** cleric 5, ranger 4, sorcerer/wizard 5

**Casting Time** 1 standard action



**Components** V, S, F (a braided rope)

**Range** close (25 ft. + 5 ft./2 levels)

**Target** one siege weapon

**Duration** 1 round/level (D)

**Saving Throw** none; **Spell Resistance** no

This specialized version of *animate objects* targets a single siege weapon, allowing it to spring to life and perform attacks as if crewed by a number of invisible phantom artilleryists equal to one-half your caster level. If you are trained in Profession (siege engineer), you can create one additional phantom artilleryist for every 2 ranks you have in that skill. The phantom artilleryists are invisible and cannot attack or be attacked; their only function is to operate the siege weapon. Those unable to perceive invisible things see the siege weapon operating on its own. They load, aim, and shoot the siege engine just as a normal crew would, using your caster level as either the base attack bonus or ranks in Profession (siege engineer) to determine whether attacks with the siege weapon hit. You can command the *animated artillery* as a free action as long as you are within range, redirecting its attacks as you choose. If you are out of range, the *animated artillery* continues following your last command.

If actual living artilleryists are present, you can command the *animated artillery* to simply allow itself to be operated by those people (during which time the spell has no effect), or you can command the *animated artillery* to work against them. In this case, living artilleryists and phantom artilleryists cancel each other out for the purpose of operating the siege weapon. Whoever has a larger number of artilleryists has control of it and can load, aim, and shoot the siege engine, but only the number of artilleryists that exceed those of the opponent count towards those required to operate it.



## BATTERING BOLT

**School** evocation [force]; **Level** bloodrager 2, magus 2, sorcerer/wizard 2

**Casting Time** 1 standard action

**Components** V, S, F (a carved ram's horn)

**Range** close (25 ft. + 5 ft./2 levels)

**Target** one creature or object

**Duration** instantaneous

**Saving Throw** none; **Spell Resistance** yes

You create a bolt of force resembling a battering ram that strikes a single target you choose, dealing 1d6 points of force damage, plus one point per caster level when used to attack an object. The *battering bolt* deals full damage to objects. In addition, the force of the battering bolt allows you to make a combat maneuver check to bull rush a creature struck, using your caster level plus your Intelligence or Charisma modifier in place of your CMB. This bull rush does not provoke an attack of opportunity. If you target a door, wall, or similar structure, you can instead make an Intelligence or Charisma check in place of a Strength check to attempt to burst the door, with a bonus equal to one-half your caster level (maximum +5).

## CASTELLAN'S CALL

**School** transmutation [sonic, stronghold]; **Level** bard 2, cleric 2, inquisitor 2, mesmerist 2, paladin 2

**Casting Time** 1 standard action

**Components** V, S

**Range** close (25 ft. + 5 ft./2 levels)

**Target** one creature

**Duration** 1 minute/level (D)

**Saving Throw** Will negates (harmless); **Spell Resistance** yes

You empower the target with tremendous vocal prowess, enabling its voice to be clearly heard everywhere in your stronghold. It does not penetrate areas of magical silence or allow deafened creatures to hear the target's voice, nor does it overcome language barriers.

If the target has a bardic performance ability that requires audible components and no limit on range or number of targets, such as inspire courage, all creatures within the stronghold can benefit from that performance. Bardic performance abilities that require audible components and have a limited range, such as inspire competence, dirge of doom, or inspire greatness, have their range increased by 5 feet per 2 caster levels (maximum of 30 feet at 12th level).

*Castellan's call* can be used to counter or



dispel a *silence* spell, even if you are not within your stronghold.

### CONSECRATED STRONGHOLD

**School** evocation [good, stronghold]; **Level** cleric 6, paladin 4

**Casting Time** 10 minutes

**Components** V, S, M (four vials of holy water), DF

**Range** close (25 ft. + 5 ft./2 levels)

**Area** see text

**Duration** 1 day/level

**Saving Throw** none; **Spell Resistance** no

This spell functions as *consecrate*, but it blesses your entire stronghold with positive energy. Creatures slain within your *consecrated stronghold* cannot be turned into undead for as long as the spell lasts, even if their bodies are removed from your stronghold. If you use *deathless defenders* to animate skeletal or zombie defenders within your *consecrated stronghold*, they gain the benefits of undead created within a *desecrate* spell.

A *consecrated stronghold* automatically dispels any *desecrate* spells within your stronghold, and no new *desecrate* spell can be cast there while the *consecrated stronghold* persists unless the *desecrate* spell's caster level exceeds yours, in which case the *desecrate* caster must attempt a caster level check (DC 15 + your caster level) or the spell fails. Even if successfully cast, the *desecrate* spell's duration is halved.

### DEATHLESS DEFENDERS

**School** necromancy [stronghold]; **Level** antipaladin 4, cleric 4, paladin 4, shaman 4, sorcerer/wizard 5

**Casting Time** 1 standard action

**Components** V, S, DF

**Range** close (25 ft. + 5 ft./2 levels)

**Targets** one or more corpses

**Duration** 1 round/level

**Saving Throw** none; **Spell Resistance** no

This spell functions as *animate dead* except as noted above, but the skeletons and zombies you raise can take no actions other than attacking creatures you designate. Your *deathless defenders* have the same alignment you do, and when you cast this spell the spell gains alignment subtypes to match your alignment. *Deathless defenders* do not count against the Hit Die limit for animated undead you create.

*Deathless defenders* gain a +4 bonus to their CMD against combat maneuvers to bull rush, drag, overrun, reposition, or trip them. Any skeletons or zombies that leave the area of your stronghold begin crumbling to dust, taking 2d6 points of damage per round until they return to the stronghold or are destroyed. A corpse that has been animated with *deathless defenders* and then destroyed cannot be reanimated by this spell or by *animate dead*.





## DESECRATED STRONGHOLD

**School** evocation [evil, stronghold]; **Level** antipaladin 4, cleric 6

**Casting Time** 10 minutes

**Components** V, S, M (four vials of unholy water), DF

**Range** close (25 ft. + 5 ft./2 levels)

**Area** see text

**Duration** 1 day/level

**Saving Throw** none; **Spell Resistance** no

This spell functions as *desecrate*, but it blesses your entire stronghold with negative energy. A *desecrated stronghold* automatically dispels any *consecrate* spells within your stronghold, and no new *consecrate* spell can be cast there while the *desecrated stronghold* persists unless the *consecrate* spell's caster level exceeds yours, in which case the *consecrate* caster must attempt a caster level check (DC 15 + your caster level) or the spell fails. Even if successfully cast, the *consecrate* spell's duration is halved.

## DUSK FORTRESS

**School** evocation [darkness, stronghold]; **Level** antipaladin 4, cleric 4, witch 4

**Casting Time** 1 standard action

**Components** V, S, DF

**Range** close (25 ft. + 5 ft./2 levels)

**Area** see text

**Duration** 10 minutes/level (D)

**Saving Throw** none; **Spell Resistance** no

You cause all walls, towers, doors, and other surfaces within your stronghold to draw light into them, creating shadowy darkness and reducing illumination by one step within 60 feet. Bright light becomes normal light, normal light becomes dim light, and dim light becomes darkness. This does not stack with other forms of magical darkness and does not suppress or dispel magical light effects within the area. It can be used to counter a magical light spell of 4th level or lower if cast within your stronghold.

## EARLY WARNING

**School** divination [stronghold]; **Level** inquisitor 3, magus 3, sorcerer/wizard 3

**Casting Time** 1 standard action

**Components** V, S, F (a silver hourglass filled with diamond dust worth 500 gp)

**Range** personal

**Target** you

**Duration** 1 hour/level

You gain a precognitive sense that presages the appearance of creatures teleporting into your stronghold, as long as they appear within 5 feet per level of your location. This distance is measured directly from you and does not require

line of sight or line of effect, and it reveals to you the size, number, and location of creature arriving by teleportation effects, even if their arrival in your stronghold is unintentional (such as an errant *teleport* or *plane shift*). When your *early warning* is triggered, you cannot be surprised by the teleporting creatures and are not flat-footed against them before you act in combat (though you can be rendered flat-footed by other effects or abilities). Your premonition enables you to take 1 round of actions before they arrive. If allies are present, you can quickly inform them of what is coming in general terms, granting them a +4 bonus on initiative checks when the teleporting creatures arrive, but they do not gain the other benefits of the *early warning*.

## ELEMENTAL ARCHITECTURE

**School** conjuration (creation) [see text, stronghold]; **Level** cleric 5, druid 5, sorcerer/wizard 5

**Casting Time** 1 hour

**Components** V, S, M (100 gp of crushed corundum gems per 5-foot-square section)

**Range** close (25 ft. + 5 ft./2 levels)

**Area** one 5-foot-square section per 3 levels

**Duration** permanent

**Saving Throw** none; **Spell Resistance** no

This spell allows you to draw forth the elemental essence of the planes, shaping and forming it into a permanent structure like a section of wall or floor. You can create one 5-foot-square section for 3 caster levels, with characteristics as described in **Part 4: Exotic Strongholds**. You cannot create *elemental architecture* in an area occupied by creatures or objects, though minor obstructions like rubble and undergrowth do not interfere with its creation. Creating simple structures like straight walls, pillars, straight ramps, and floors requires a successful DC 10 Knowledge (engineering) check, while more detailed structures like stairs, bridges, curved walls, arches, roofs, and simple idols require a DC 15 check. Moving structures like doors and drawbridges require a DC 20 check, as do statues or similar very detailed static objects.

*Elemental architecture* can be dispelled, but it is more difficult to do so than for a typical spell. A successful caster level check suppresses the binding magic holding together a single 5-foot square of an elemental wall or floor, causing it to collapse for a number of rounds equal to the caster level of the dispel magic spell. For every 2 points by which the caster exceeds the DC, one more 5-foot square of the elemental structure can be suppressed. All squares affected by a single casting of *dispel magic* must be contiguous, and all must be within the area of effect of the *dispel magic* spell. The structure reforms 1d4 rounds later, and its reforming is slow enough that any creature able to move can get out of the way before it finishes reforming.

If the caster level check to dispel the *elemental*



*architecture* exceeds the DC by 5 or more, the caster of *dispel magic* can instead choose to permanently destroy a 5-foot-square section of the structure, plus one more 5-foot-square for every 5 points by which she beats the DC.

*Greater dispel magic* is more effective at attacking *elemental architecture*, allowing the caster to add twice her caster level on the caster level check to determine how much of the elemental structure she can suppress or destroy.

*Mage's disjunction* destroys all elemental structures within its area, and an *antimagic field* suppresses all elemental structures for as long as their areas overlap.

In addition to the above general methods, many structures have additional methods for destroying, eliminating, or otherwise countering them, as described for each specific type of structure.

## ENTRENCHMENT

**School** transmutation [earth]; **Level** druid 4, ranger 4, sorcerer/wizard 4

**Casting Time** 1 round

**Components** V, S

**Range** close (25 ft. + 5 ft./2 levels)

**Area** see text

**Duration** instantaneous

**Saving Throw** see text; **Spell Resistance** no

This spell functions much like *expeditious excavation*<sup>APG</sup>, but it excavates a trench 5 feet long for every 2 caster levels. The trench is 5 feet wide and 5 feet deep. Creatures in the area where the trench appears are affected as *expeditious excavation*.

The dirt excavated by the spell is hurled up to form a 5-foot-high earthen berm along one side of the trench. This berm is of loosely packed soil, with hardness 0 and 90 hit points per 5-foot section. Creatures in the area where the berm appears are partially buried and gain the entangled condition unless they succeed on a Reflex save (a prone creature takes a -2 penalty on this saving throw). A successful save allows them to move into an adjacent square and avoid being entangled; this movement does not provoke attacks of opportunity. A creature partially buried can free themselves with a successful DC 15 Strength check or Escape Artist check or can dig themselves out by dealing 15 points of damage to the berm.

## FORTRESS OF LIGHT

**School** evocation [light, stronghold]; **Level** cleric 4, druid 4, paladin 4

**Casting Time** 1 standard action

**Components** V, S, DF

**Range** close (25 ft. + 5 ft./2 levels)

**Area** see text

**Duration** 10 minutes/level (D)

**Saving Throw** none; **Spell Resistance** no

You cause all walls, towers, doors, and other surfaces within your stronghold to glow brightly, creating bright light within 40 feet, normal light within 80 feet, and dim light within 120 feet. This does not stack with other forms of magical light and does not suppress or dispel magical darkness effects within the area. It can be used to counter a magical darkness spell of 4th level or lower if cast within your stronghold.

## GATE OF THE FAITHFUL

**School** abjuration [stronghold]; **Level** antipaladin 3, cleric 3, inquisitor 3, paladin 3

**Casting Time** 1 minute

**Components** V, S, DF

**Range** close (25 ft. + 5 ft./2 levels)

**Target** one door, chest, portal or opening, up to 30 sq. ft./level in size

**Duration** 1 hour/level (D)

**Saving Throw** Fortitude negates; **Spell Resistance** yes

You infuse a door, gate, portal, or opening such as an archway or colonnade in your stronghold with a magical field that repels creatures that do not worship your deity. Creatures that share your patron or wear its holy symbol can move through the *gate of the faithful* without impediment, but other creatures attempting to enter the gate are pushed back 5 feet and stunned for 1 round (Fortitude negates). Creatures failing their saves thereafter are staggered for 1 round (Fortitude negates) if they move or begin their turn within 10 feet of the *gate of the faithful*. Once a creature successfully saves against this spell, they can freely move through the gate.

*Gate of the faithful* gains the alignment subtypes of your deity. For example, if your deity is lawful evil, it gains the evil and lawful subtypes.

## HARDENED SURFACE

**School** transmutation [earth, stronghold]; **Level** cleric 4, sorcerer/wizard 4

**Casting Time** 1 minute

**Components** V, S

**Range** touch

**Area** one 5-foot-square area per 2 levels, 1 foot thick

**Duration** permanent

**Saving Throw** none; **Spell Resistance** no

You cause the surface of a permanent structure within your stronghold, such as a wall, door, or statue, to become harder and more durable, increasing its hardness by 1 per 2 caster levels and adding 2 hit points per caster level to each 5-foot square you affect. The *hardened surface*



extends 1 foot deep into the structure. If you wish to harden the entire thickness of an object that is thicker than 1 foot, you can cast *hardened surface* repeatedly in the same area, with each casting increasing its depth by 1 foot. While this spell increases the surface's resistance to physical damage, it does not alter the fundamental characteristics of the material that makes up the structure. A wall of paper or straw still can be set aflame, a structure of snow or ice can melt, and so on.

This spell also can be used to harden structures made of snow and ice. When cast in this way, this spell gains the cold and water subtypes.

If you establish a new stronghold, any *hardened surface* spells you cast in your former stronghold begin to fade, ending after one day per caster level passes.

## HAUNTED RUIN

**School** illusion (glamer) [fear, stronghold]; **Level** antipaladin 4, bard 4, cleric 4, occultist 4, sorcerer/wizard 4, witch 4

**Casting Time** 1 standard action

**Components** V, S, DF

**Range** close (25 ft. + 5 ft./2 levels)

**Area** see text

**Duration** 10 minutes/level (D)

**Saving Throw** Will disbelief and Will negates (see text); **Spell Resistance** no



You shroud your stronghold in a macabre illusion, causing it to appear as a grisly abattoir, a place of despair and massacre. This functions like *mirage arcana*, but the effect is always gruesome and unsettling, with a look of disuse and abandonment. Illusory bloodstains are everywhere, as are hacked remains, broken weapons, scorch marks, and eerie noises like scratching scavengers, moving shadows, and distant, bloodcurdling wails and moans.

The distraction caused by the haunted ruin causes enemies to take a -5 penalty on Perception and Survival checks unless they successfully disbelieve the illusion. In addition, creatures spending more than 1 minute within the *haunted ruin* must succeed on a Will save once per minute or become shaken as long they remain within it and for 1d4 rounds thereafter. Creatures failing their save take an additional -2 penalty on saving throws against fear effects as long as they remain shaken or otherwise afraid.

## INVADER'S BANE

**School** necromancy [curse, stronghold]; **Level** antipaladin 3, cleric 3, inquisitor 3, medium 3, paladin 3, ranger 3

**Casting Time** 1 standard action

**Components** V, S, DF

**Range** medium (100 ft. + 10 ft./level)

**Area** see text

**Duration** 1 round/level (D)

**Saving Throw** none; **Spell Resistance** no

You name a single specific kind of creature and rebuke them for daring to invade your stronghold. You must designate the invaders specifically, not just as a creature type or subtype; hence, you could designate red dragons but not all dragons, or frost giants but not all humanoids of the giant subtype. You also could designate members of a specific religious or political group as your invaders. There must be at least five creatures of the designated type within your stronghold when you cast the spell or the spell fails.

Allies within your stronghold gain a luck bonus on damage rolls equal to one-third your caster level against your chosen invaders. They also apply this bonus on attack rolls made to confirm a critical hit and on Intimidate checks made to demoralize the invaders.

If your designated invaders are one of your favored enemies, the bonus this spell provides increases by 1.

## NATURAL ARCHITECTURE

**School** transmutation [stronghold]; **Level** druid 5, witch 5

**Components** V, S, M (100 gp of rare herbs and essential oils per 5-foot-square section)



This spell functions as *elemental architecture* but is used to create structures of crystal, ice, insects, plants, or webs. If you create a solid structure with this spell, that structure is 1 inch thick per two caster levels.

## NECROTIC ARCHITECTURE

**School** necromancy [stronghold]; **Level** cleric 5, sorcerer/wizard 5, witch 5

**Components** V, S, M (100 gp of crushed black onyx per 5-foot-square section)

This spell functions as *elemental architecture* but is used to create structures of bone, flesh, or spirit.

## SCALDING CAULDRON

**School** conjuration (creation) [stronghold]; **Level** alchemist 3, sorcerer/wizard 4

**Casting Time** 1 standard action

**Components** V, S

**Range** close (25 ft. + 5 ft./2 levels)

**Target** 10-ft.-radius cylinder, up to 40 ft. high

**Duration** 1 round; see text

**Saving Throw** Reflex half or Reflex negates (see text); **Spell Resistance** no

You create huge cauldron atop a structure within your stronghold, which tips over and spills its burning-hot contents (such as oil, scalding water, ashes, sand, etc.) upon those below. The flow from the *scalding cauldron* must be adjacent to a wall, and all creatures failing their saves take 4d6 points of fire damage (Reflex half). In addition, the burning effluent from the *scalding cauldron* sticks to creatures failing their Reflex saves for one round per three caster levels, dealing an additional 2d6 points of damage each round on your turn.

The scalding material created by the cauldron is not flammable, but it does make the floor at the bottom of the cylinder, as well as all walls adjacent to the cylinder and any rope, ladder, or similar item in the area, as slippery as a grease spell for a number of rounds equal to one-third your caster level.

## SECURE SEAL

**School** abjuration [stronghold]; **Level** sorcerer/wizard 4

**Casting Time** 1 minute

**Components** V, S, M (gold dust worth 100 gp)

**Range** close (25 ft. + 5 ft./2 levels)

**Target** one door, chest, or portal, up to 30 sq. ft./level in size

**Duration** permanent

**Saving Throw** see text; **Spell Resistance** see text

This spell affects a portal or opening within your stronghold as *arcane lock*, but it additionally

creates a magical trap on it. If the *secure seal* is forced open by any means, it explodes in a 20-foot radius burst, dealing 1d4 points of force damage per caster level (maximum 10d4). This burst does not harm the walls, floor, windows, or any other permanent furnishings or features of your stronghold. Spell resistance applies against this damage, and a Reflex save is allowed for half damage. The *secure seal* can be detected as a magical trap with a DC 29 Perception check, and a successful DC 29 Disable Device check suppresses its explosive burst feature for 10 minutes. After a *secure seal* explodes, the spell ends. You can freely pass through your own *secure seal* without triggering its explosion.

You can cast this spell outside your stronghold, but its duration is reduced to 1 day per caster level.

## SECURE SEAL, GREATER

**School** abjuration [stronghold]; **Level** sorcerer/wizard 7

**Casting Time** 10 minutes

**Components** V, S, M (gold dust worth 500 gp)

**Range** close (25 ft. + 5 ft./2 levels)

**Target** one door, chest, portal or opening, up to 30 sq. ft./level in size

**Duration** permanent

**Saving Throw** see text; **Spell Resistance** see text

This spell functions as *secure seal*, but it can be cast even on an opening without a door or similar barrier, such as an archway, alleyway, corridor, or similar opening, preventing creatures from passing through the sealed location. If cast upon an actual door, gate, chest, or similar object, it increases the object's hardness by 10, its break DC by 5, and increases its hit points by 5 per caster level. The warded object is always entitled to make saving throws as if it were a magic item, using your caster level to determine its base saving throw bonuses, and it gains a further +4 resistance bonus on all saving throws. A *greater secure seal* cannot be breached by a *knock* spell. It can be removed with *dispel magic*, but the caster level check to dispel it is increased to 15 plus your caster level.

Like a *secure seal*, if the portal or opening guarded by this spell is destroyed or forced open, it explodes in a 20-foot-radius burst, dealing 1d6 points of force damage per caster level (maximum 20d6). A *greater secure seal* can be detected as a magical trap with a DC 32 Perception check, and a successful DC 32 Disable Device check suppresses its explosive ability for 10 minutes. Unlike a *secure seal*, this explosion does not end the spell, though it cannot explode again until 24 hours have passed.

## SKY WARNING

**School** abjuration; **Level** inquisitor 2, psychic 2, ranger 2, sorcerer/wizard 2

**Casting Time** 1 standard action



**Components** V, S, F (a metal bell or gong)

**Range** medium (100 ft. + 10 ft./level)

**Area** 20 ft./level square area

**Duration** 2 hours/level (D)

**Saving Throw** none; **Spell Resistance** no

This spell functions like an *alarm* spell, but its area extends 50 feet per caster level into the air, and it is triggered only by flying creatures, including creatures using *air walk*, *wind walk*, *levitate*, *feather fall*, and any other magical effect that allows travel through the air. You may set your *sky warning* to trigger only by the entry of flying creatures of a certain size, and you may also choose to exclude flying creatures with Intelligence 2 or lower from triggering its alarm. If you choose the latter option, the alarm is still triggered if a more intelligent creature is mounted on a flying mount with Intelligence of 2 or lower.

## SPELLGUARD WATCHTOWER

**School** divination [stronghold]; **Level** cleric 3, inquisitor 3, psychic 3, sorcerer/wizard 3, witch 3

**Casting Time** 1 standard action

**Components** V, S

**Range** personal

**Target** you

**Duration** 10 minutes/level (D)

Within your stronghold, you can perceive the flow of magical forces more easily and can counter their manipulation. You can a bonus equal to your caster level on Spellcraft checks to identify spells. In addition, you can sense the use of any spell or spell-like ability (including spells created by magic items) being used within your stronghold if the caster or the spell effect is within 10 feet times your caster level of you, even if you have no line of sight or line of effect to the creature using the ability. You can attempt to identify the spell being cast, though in this case the DC is increased by 10.

If you have identified a spell being cast within your stronghold and you have line of effect to the creature casting it (even if you do not have line of sight), you can attempt to counter that spell as an immediate action. This otherwise follows the normal rules for counterspelling. If you successfully counter the spell, your *spellguard watchtower* ends.

## SPIRITUAL PIKE WALL

**School** evocation (force); **Level** cleric 3

**Casting Time** 1 standard action

**Components** V, S, DF

**Range** close (25 ft. + 5 ft./2 levels)

**Effect** two spiritual soldiers

**Duration** 1 round/level (D)

**Saving Throw** none; **Spell Resistance** yes

You create a pair of force constructs, each similar to a *spiritual ally*<sup>APG</sup>, though unlike a typical *spiritual ally* your *spiritual pike wall* has a land speed of 20 feet (if you spend a swift action to command it to move) rather than a fly speed of 30 feet. The *spiritual pike wall* must be created in two contiguous squares; it cannot appear in diagonal squares. Each construct bears a shield of force and carries a long pike that grants it reach. While it takes the form of a pair of spectral soldiers, your *spiritual pike wall* is treated as a single effect for the purpose of being dispelled or otherwise destroyed. It makes one set of attacks (making iterative attacks as your base attack bonus allows) as if using a reach weapon; it does not threaten adjacent squares. It uses your CMD, with a bonus equal to your Wisdom modifier, to set the DC for creatures attempting to use Acrobatics to avoid its attacks of opportunity.

In addition to its ability to attack, a *spiritual pike wall* uses its shields for defense. It grants a +2 cover bonus to AC against any attack made by your enemies that passes through its space. This does not affect attacks made by you or your allies.

As an immediate action, you can direct your *spiritual pike wall* to adopt a defensive stance until the end of your next turn, during which they cannot attack but increases the cover bonus it provides to AC to +4. Alternatively, if a charging creature enters the *spiritual pike wall*'s threatened area, as an immediate action you can command it to attack that creature. If the attack hits, it deals double damage and the *spiritual pike wall* can attempt a combat maneuver check using your caster level plus your Wisdom modifier in place of its CMB. If the check succeeds, the charging creature's movement is stopped as if the *spiritual pike wall* had the Stand Still feat.

## STOLEN VALOR

**School** enchantment (compulsion) [mind-affecting]; **Level** antipaladin 2, bard 3, inquisitor 3, mesmerist 3, witch 3

**Casting Time** 1 standard action

**Components** V

**Range** close (25 ft. + 5 ft./2 levels)

**Target** one creature

**Duration** 1 minute/level

**Saving Throw** Will negates; **Spell Resistance** yes

You denounce your enemy as callow and feckless, unworthy of loyalty and shorn of hope. The target cannot benefit from morale bonuses and cannot grant morale bonuses to others, and also takes a penalty equal to your caster level on Diplomacy checks made to improve the reactions of others. In addition, any creatures that would be affected by a charm, compulsion, or fear effect created by the target gain a +2 circumstance bonus on their saving throws against such effects, and must attempt saving throws to resist such effects even if they are



harmless. If your caster level is 10th or higher, this bonus increases to +4.

## STOUT BARRACKS

**School** conjuration (creation); **Level** cleric 5, paladin 4, sorcerer/wizard 5

**Casting Time** 1 round

**Components** V, S, M (a small box of wood, stone, or metal and a bit of dried meat)

**Range** close (25 ft. + 5 ft./2 levels)

**Area** four 20-ft. square structures (S)

**Duration** 2 hours/level (D)

**Saving Throw** none; **Spell Resistance** no

You create several simple but stout buildings, each similar in construction to a *secure shelter*. They must be created as a single contiguous building, though they can be shaped as the caster wishes. The *stout barracks* contains 40 bunks, two long tables with 10 stools each, and two fireplaces already lit when the spell is cast and with enough fuel to keep the *stout barracks* warm, as well as enough food to provide for up to 40 Medium-sized creatures for one day. The doors and windows are solid and secure and can be barred from the inside.

Unlike a *secure shelter*, the *stout barracks* does not have an *alarm* and *arcane lock* on the doors or an *unseen servant* to assist with small tasks. A *stout barracks* cannot be created in a space already occupied by other objects or creatures, though it can be created in an area of light rubble, light undergrowth, a gentle slope, or similar slightly cluttered or uneven terrain.

## STRONGHOLD SANCTUARY

**School** conjuration (teleportation) [stronghold]; **Level** cleric 9, druid 9, sorcerer/wizard 9

**Casting Time** 10 minutes

**Components** V, S, F (a summoning circle inscribed with rare herbs and the blood of fiends – 500 gp)

**Range** personal

**Target** you

**Duration** 1 day/level or until discharged

This spell functions like a combination of *contingency* and *word of recall*, whisking you and all you carry back to your stronghold whenever a triggering condition is met. Unlike *contingency*, you may set up to 6 different triggers for the spell's activation. When any of them occur, you are immediately teleported back to your stronghold, appearing within the summoning circle you used as the focus object; this destroys the circle. This teleportation has no chance of error, even if you are on another plane, though you are still subject to effects such as *dimensional anchor* that block teleportation. When your *stronghold sanctuary* activates, it brings you and what you are wearing or carrying, plus a single object of up to 10 pounds

per level. If your familiar or animal companion is adjacent to you when the spell triggers, they also may accompany you, but otherwise no creatures can be brought along by the spell.

While your stronghold sanctuary has not been triggered, the focus object emanates a 10-foot-radius *dimensional lock* centered on itself. Once the *stronghold sanctuary* is triggered, the *dimensional lock* also ends.

## STRONGHOLD STATUS

**School** divination [stronghold]; **Level** cleric 5, inquisitor 4, paladin 4, psychic 5

**Casting Time** 1 minute

**Components** V, S

**Range** medium (100 ft. + 10 ft./level)

**Target** all allies within your stronghold

**Duration** 1 hour/level

**Saving Throw** Will negates (harmless); **Spell Resistance** yes (harmless)

This spell is identical to *status* but allows you to monitor the status of every ally within your stronghold. If an ally leaves your stronghold, including becoming ethereal or entering an extradimensional space, you cannot perceive them with *stronghold status* until they return. You also cannot detect allies using *nondetection*, *mind blank*, or similar magic to screen them from divinations.

## TUNNELLING

**School** transmutation [earth]; **Level** druid 5

**Casting Time** 1 standard action

**Components** V, S, DF

**Range** close (25 ft. + 5 ft./2 levels)

**Effect** A 5-ft.-by-5-ft. opening, 1 ft./level deep

**Duration** instantaneous

**Saving Throw** none; **Spell Resistance** yes

This spell functions like *passwall*, creating an opening through earth, brick, wood, plaster, or stone barriers, but its effect is instantaneous. *Tunneling* also can dig through barriers made of ice or snow, but it cannot penetrate metal. If the barrier is thicker than the spell's area, it creates a partial tunnel. Repeated castings of the spell can continue to dig out a larger tunnel.

## PART 6: THE CASTELLAN PRESTIGE CLASS

A castellan is the true master of a castle. While a high and mighty lord or lady may think themselves ruler, a castellan knows they are but a figurehead when it comes to the day-to-day operation of the stronghold and all that it requires. The specialized knowledge and practical experience necessary to maintain the



many things that go into the castle's upkeep is beyond what most noble dilettantes know or care to know, so the castellan sees to every detail, learning the necessary skills of mundane management as well as applying a bit of magic to make it all come together. The castle is your sanctuary, and those who intrude upon it without your permission must prepare to face your wrath. In truth, you study every detail of your stronghold so closely that you may be nervous and uneasy outside it where events are outside your control and leave you vulnerable and ready to return to familiar surroundings at your earliest opportunity.

## REQUIREMENTS

To qualify to become a castellan, a character must fulfill all the following criteria.

**Ability Scores:** Intelligence 13+, Charisma 13+.

**Skills:** Diplomacy 5 ranks, Knowledge (engineering) 5 ranks, Knowledge (local) 5 ranks, Knowledge (nobility) 5 ranks, Profession (siege engineer) 5 ranks

**Special:** An aspiring castellan must spend at least two months carefully studying and cataloging the contents of every room and chamber within his stronghold, including traps, secret doors, and even the inhabitants of the stronghold.

**Skills (4 + Int bonus per level):** Bluff (Cha), Climb (Str), Craft (Int), Diplomacy (Cha), Disable Device (Dex), Intimidate (Cha), Knowledge (engineering) (Int), Knowledge (local) (Int), Knowledge (nobility) (Int), Linguistics (Int), Perception (Wis), Profession (Wis), Sense Motive (Wis), Stealth (Dex), and Survival (Wis)

## CLASS FEATURES

The following are class features of the castellan prestige class.

**Weapon and Armor Proficiency:** Castellans gain no armor or weapon proficiencies.

**Inspiration (Ex):** A castellan's expertise with skills grants them the inspiration ability of an investigator whose level is equal to their castellan level. If they also have levels as an investigator, those levels stack for all purposes related to their inspiration class feature.



**Stronghold Mastery (Ex):** At 1st level, a castellan's familiarity with their stronghold is so complete that they know its entire layout from memory. While inside their stronghold, a castellan can move at normal speed even when unable to see, when in crowds, or in areas of difficult terrain that are relatively stable and persistent (such as an area of rubble from a fallen wall, but not including newly created obstacles or barriers). A castellan can open or close a door (including secret doors) as a free action and can bypass traps without triggering them, and as a swift action when passing a trap can trigger it to go off 1 round after they move past it. If

TABLE 6-1: CASTELLAN CLASS FEATURES HIT DIE: D8

LEVEL	BASE ATTACK BONUS	FORT SAVE	REF SAVE	WILL SAVE	SPECIAL
1st	+0	+0	+0	+1	Inspiration, stronghold mastery
2nd	+1	+1	+1	+1	Inspired save, master and commander +1
3rd	+2	+1	+1	+2	Constant monitoring, devoted defender
4th	+3	+1	+1	+2	Animate objects, master and commander +2
5th	+3	+2	+2	+3	Leadership, stronghold shift



a castellan passes within 10 feet of anything that has been changed or disturbed, even a chair or book out of place or an area of dust that has been disturbed, they gain an automatic Perception check to notice it. They add a +5 bonus plus their castellan level on such Perception checks and on Survival checks to track creatures within their stronghold.

**Inspired Save (Ex):** At 2nd level, when a castellan has to make a saving throw within their stronghold, they can expend one use of their inspiration as a free action to add a bonus of +1d6 on that saving throw. They can add this bonus after they have rolled their saving throw but must decide whether to use their inspired save before they learn the result of their saving throw.

**Master and Commander (Ex):** At 2nd level, your underlings are trained to your exacting standards when it comes to defending your stronghold. You and all allies at least 2 levels lower than you gain a +1 morale bonus on attack and damage rolls and a +1 dodge bonus to AC as long as they are within your stronghold. This bonus also applies on skill checks related to operating siege weapons.

At 4th level, this bonus increases to +2 and any allies gaining this bonus who are within 30 feet and can see and hear you also gain the ability to ignore difficult terrain and to open and close doors as a free action.

In addition to this constant bonus, you can expend one use of your inspiration as a standard action to inspire courage or inspire competence as a bard whose level equals your castellan level. The performance lasts a number of rounds equal to your Charisma bonus.

If you also have bard levels, your castellan levels stack with your bard levels for the purpose of those performances, and you can exchange one use of inspiration for 2 rounds of bardic performance for those performances only.

**Constant Monitoring (Sp):** At 3rd level, a castellan can expend one use of inspiration to use *alarm*, *arcane eye*, *castellan's call*\*, *clairaudience*/*clairvoyance*, *early warning*\*, *enter image*<sup>APG</sup>, *invader's bane*\*, *make whole*, *sky warning*\*, or *spellguard watchtower*\* as a spell-like ability, using twice your castellan level as your caster level. If you already know these as spells from a spellcasting class in which you have levels, you can instead use your caster level in that class plus your castellan level as your caster level. These spell abilities function only within your stronghold.

Spells marked with an asterisk (\*) are described in [Part 5: Spells and Strongholds](#).

**Devoted Defender (Ex):** At 3rd level, your will to protect the stronghold you steward is unconquerable. When in your stronghold you gain a +2 circumstance bonus on all opposed skill checks. You also gain immunity to fear and a +2 morale bonus on all saving

throws (increased to +4 against mind-affecting effects) and you can take one additional attack of opportunity per round. If you are a spellcaster, you can expend one use of your inspiration as an immediate action to perform a counterspell.

**Animate Objects (Sp):** At 4th level, a castellan can literally cause their stronghold to come to life in its own defense, expending three uses of their inspiration to cast *animate objects*, with a caster level equal to their total character level. The castellan can have only one set of animated objects active at a time; if they use this ability again, any previously animated objects fall inert. When you have animated an object with this ability, you can spend an additional use of your inspiration to use *rapid repair*<sup>UM</sup> or *unbreakable construct*<sup>UM</sup> as a spell-like ability to fortify your construct. Objects you animate with this ability cannot move outside your stronghold; if forced to do so, they fall inert.

**Leadership:** At 5th level, a castellan gains Leadership as a bonus feat. If they already have this feat, they gain a +5 bonus to their leadership score.

**Stronghold Shift (Su):** At 5th level, a castellan can expend two uses of inspiration to teleport to any location within their stronghold. There is no chance of error with this ability. The castellan can bring a familiar along when teleporting with this ability but cannot take other creatures or more than 50 pounds of objects with them.





## OPEN GAME LICENSE Version 1.0a

The following text is the property of Wizards of the Coast, Inc. and is Copyright 2000 Wizards of the Coast, Inc ("Wizards"). All Rights Reserved.

1. Definitions: (a) "Contributors" means the copyright and/or trademark owners who have contributed Open Game Content; (b) "Derivative Material" means copyrighted material including derivative works and translations (including into other computer languages), potation, modification, correction, addition, extension, upgrade, improvement, compilation, abridgment or other form in which an existing work may be recast, transformed or adapted; (c) "Distribute" means to reproduce, license, rent, lease, sell, broadcast, publicly display, transmit or otherwise distribute; (d) "Open Game Content" means the game mechanic and includes the methods, procedures, processes and routines to the extent such content does not embody the Product Identity and is an enhancement over the prior art and any additional content clearly identified as Open Game Content by the Contributor, and means any work covered by this License, including translations and derivative works under copyright law, but specifically excludes Product Identity. (e) "Product Identity" means product and product line names, logos and identifying marks including trade dress; artifacts, creatures, characters, stories, storylines, plots, thematic elements, dialogue, incidents, language, artwork, symbols, designs, depictions, likenesses, formats, poses, concepts, themes and graphic, photographic and other visual or audio representations; names and descriptions of characters, spells, enchantments, personalities, teams, personas, likenesses and special abilities; places, locations, environments, creatures, equipment, magical or supernatural abilities or effects, logos, symbols, or graphic designs; and any other trademark or registered trademark clearly identified as Product identity by the owner of the Product Identity, and which specifically excludes the Open Game Content; (f) "Trademark" means the logos, names, mark, sign, motto, designs that are used by a Contributor to identify itself or its products or the associated products contributed to the Open Game License by the Contributor (g) "Use", "Used" or "Using" means to use, Distribute, copy, edit, format, modify, translate and otherwise create Derivative Material of Open Game Content. (h) "You" or "Your" means the licensee in terms of this agreement.

2. The License: This License applies to any Open Game Content that contains a notice indicating that the Open Game Content may only be Used under and in terms of this License. You must affix such a notice to any Open Game Content that you Use. No terms may be added to or subtracted from this License except as described by the License itself. No other terms or conditions may be applied to any Open Game Content distributed using this License.

3. Offer and Acceptance: By Using the Open Game Content You indicate Your acceptance of the terms of this License.

4. Grant and Consideration: In consideration for agreeing to use this License, the Contributors grant You a perpetual, worldwide, royalty-free, non-exclusive license with the exact terms of this License to Use, the Open Game Content.

5. Representation of Authority to Contribute: If You are contributing original material as Open Game Content, You represent that Your Contributions are Your original creation and/or You have sufficient rights to grant the rights conveyed by this License.

6. Notice of License Copyright: You must update the COPYRIGHT NOTICE portion of this License to include the exact text of the COPYRIGHT NOTICE of any Open Game Content You are copying, modifying or distributing, and You must add the title, the copyright date, and the copyright holder's name to the COPYRIGHT NOTICE of any original Open Game Content you Distribute.

7. Use of Product Identity: You agree not to Use any Product Identity, including as an indication as to compatibility, except as expressly licensed in another, independent Agreement with the owner of each element of that Product Identity. You agree not to indicate compatibility or co-adaptability with any Trademark or Registered Trademark in conjunction with a work containing Open Game Content except as expressly licensed in another, independent Agreement with the owner of such Trademark or Registered Trademark. The use of any Product Identity in Open Game Content does not constitute a challenge to the ownership of that Product Identity. The owner of any Product Identity used in Open Game Content shall retain all rights, title and interest in and to that Product Identity.

8. Identification: If you distribute Open Game Content You must clearly indicate which portions of the work that you are distributing are Open Game Content.

9. Updating the License: Wizards or its designated Agents may publish updated versions of this License. You may use any authorized version of this License to copy, modify and distribute any Open Game Content originally distributed under any version of this License.

10. Copy of this License: You MUST include a copy of this License with every copy of the Open Game Content You distribute.

11. Use of Contributor Credits: You may not market or advertise the Open Game Content using the name of any Contributor unless You have written permission from the Contributor to do so.

12. Inability to Comply: If it is impossible for You to comply with any of the terms of this License with respect to some or all of the Open Game Content due to statute, judicial order, or governmental regulation then You may not Use any Open Game Material so affected.

13. Termination: This License will terminate automatically if You fail to comply with all terms herein and fail to cure such breach within 30 days of becoming aware of the breach. All sublicenses shall survive the termination of this License.

14. Reformation: If any provision of this License is held to be unenforceable, such provision shall be reformed only to the extent necessary to make it enforceable.

## 15. COPYRIGHT NOTICE

Open Game License v 1.0a © 2000, Wizards of the Coast, Inc.

Ultimate Strongholds © 2018, Legendary Games; Authors Ben Walklate and Jason Nelson.

System Reference Document. © 2000, Wizards of the Coast, Inc.; Authors Jonathan Tweet, Monte Cook, Skip Williams, based on material by E. Gary Gygax and Dave Arneson.

The Hypertext d20 SRD. © 2004, Jans W Carton.

Pathfinder Campaign Setting: The Inner Sea World Guide. © 2011, Paizo Publishing, LLC; Authors: Keith Baker, Wolfgang Baur, Clinton J. Boomer, Jason Bulmahn, Joshua J. Frost, Ed Greenwood, Stephen S. Greer, Jeff Grubb, James Jacobs, Michael Kortes, Tito Leati, Mike McArtor, Rob McCreary, Erik Mona, Jason Eric Nelson, Jeff Quick, Sean K Reynolds, F. Wesley Schneider, Leandra Christine Schneider, David Schwartz, Amber E. Scott, Stan!, Owen K.C. Stephens, Todd Stewart, James L. Sutter, Greg A. Vaughan, Jeremy Walker, and JD Wiker.

Pathfinder Player Companion: Faiths of Corruption © 2011, Paizo Publishing, LLC; Author: Colin McComb.

Pathfinder Roleplaying Game Advanced Race Guide. © 2013, Paizo Publishing, LLC; Lead Designer: Jason Bulmahn; Designers: Dennis Baker, Jesse Benner, Benjamin Bruck, Adam Daigle, Jim Groves, Tim Hitchcock, Hal MacLean, Jason Nelson, Stephen Radney-MacFarland, Owen K.C. Stephens, Todd Stewart, and Russ Taylor.

Pathfinder Roleplaying Game Core Rulebook. © 2009, Paizo Publishing, LLC; Author: Jason Bulmahn, based on material by Jonathan Tweet, Monte Cook, and Skip Williams.

Pathfinder Roleplaying Game Gamemastery Guide. © 2010, Paizo Publishing, LLC; Authors: Cam Banks, Wolfgang Baur, Jason Bulmahn, Jim Butler, Eric Cagle, Graeme Davis, Adam Daigle, Joshua J. Frost, James Jacobs, Kenneth Hite, Steven Kenson, Robin Laws, Tito Leati, Rob McCreary, Hal Maclean, Colin McComb, Jason Nelson, David Noonan, Richard Pett, Rich Redman, Sean K Reynolds, F. Wesley Schneider, Amber Scott, Doug Seacat, Mike Selinker, Lisa Stevens, James L. Sutter, Russ Taylor, Penny Williams, Skip Williams, Teeuwynn Woodruff.

Pathfinder Roleplaying Game Ultimate Campaign © 2013, Paizo Publishing, LLC; Lead Designer: Jason Bulmahn; Designers: Stephen Radney-MacFarland and Sean K Reynolds; Authors: Jesse Benner, Benjamin Bruck, Jason Bulmahn, Ryan Costello, Adam Daigle, Matt Goetz, Tim Hitchcock, James Jacobs, Ryan Macklin, Colin McComb, Jason Nelson, Richard Pett, Stephen Radney-MacFarland, Patrick Renie, Sean K Reynolds, F. Wesley Schneider, James L. Sutter, Russ Taylor, and Steven Townshend.

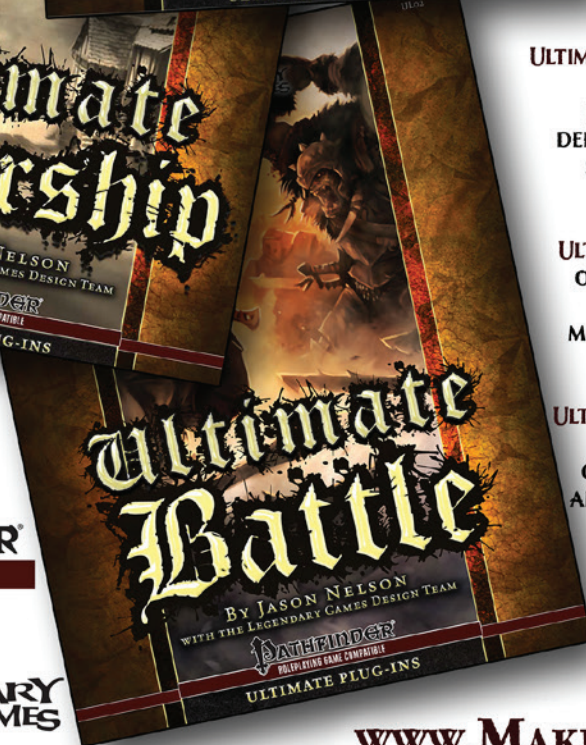
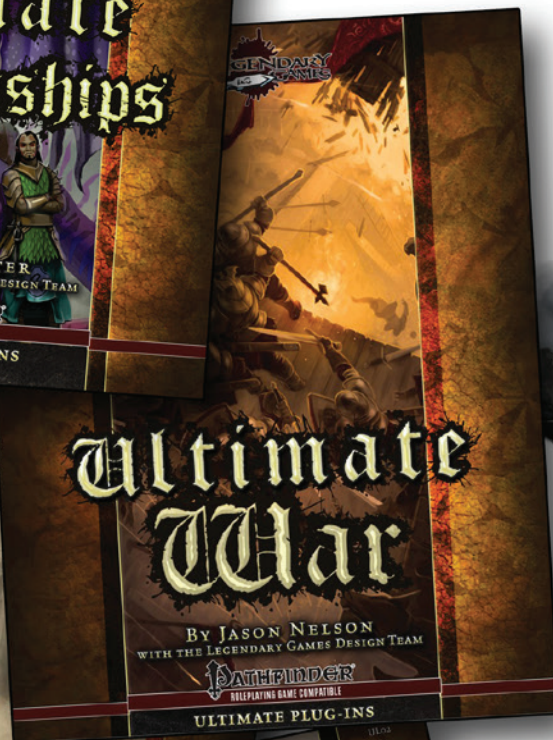
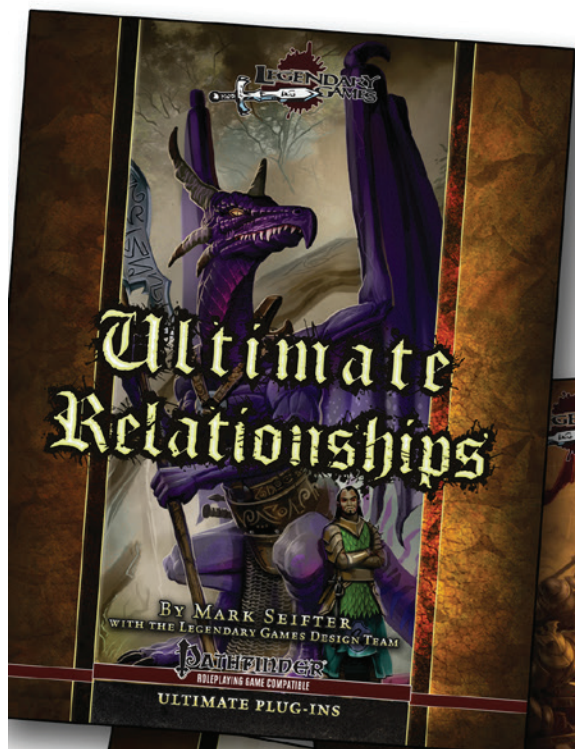
Ultimate Battle © 2013, Legendary Games. Author: Jason Nelson

Ultimate Rulership © 2013, Legendary Games. Author: Jason Nelson

Ultimate War © 2014, Legendary Games. Author: Jason Nelson.



# ULTIMATE PLUG INS



ULTIMATE RELATIONSHIPS PROVIDES A MEANINGFUL PROGRESSION AND STORY FOR THE SIGNIFICANT NPCs YOUR PCs MIGHT ENCOUNTER IN THE COURSE OF A CAMPAIGN, INCLUDING SECRETS TO UNCOVER AS THE RELATIONSHIP PROGRESSES, AND HURDLES FOR THE PC AND THE NPC TO OVERCOME TOGETHER.

ULTIMATE WAR DELVES INTO THE EXPANSION OF MASS COMBAT RULES AND TAKES IT INTO NEW REALMS OF WARFARE, INCLUDING THE SKIES ABOVE, THE SEAS BEYOND, AND THE DEEPS BELOW. IT PROVIDES RULES FOR SIEGE WARFARE, FROM SIMPLE BLOCKADE AND BOMBARDMENT TO INCENDIARIES, PLAGUE, INFILTRATION, AND DRAMATIC ESCALADES.

ULTIMATE RULERSHIP CONTAINS A DAZZLING ARRAY OF NEW OPTIONS INCLUDING NEW EDICTS FOR ROYAL COMMISSIONS AND ENDOWMENTS, ESPIONAGE AND FESTIVALS, AND MILITARISM AND RECRUITING NEW ARMIES. ADD NEARLY 20 NEW BUILDINGS FOR YOUR CITIES!

ULTIMATE BATTLE TAKES YOU FROM AMBUSH TO AFTERMATH WITH NEW SYSTEMS FOR CAMOUFLAGE AND SCOUTING, CASUALTIES AND PRISONERS OF WAR, TACTICAL INITIATIVE AND BATTLE ZONES, AND COMMANDERS AND MERCENARIES. EXPANSIONS OF EXISTING RULES, INCLUDING NEW EQUIPMENT AND DOZENS OF NEW TACTICS, COMMAND BOONS, SPECIAL ABILITIES, AND ROBUST RULES FOR BATTLEFIELD CONDITIONS FROM TERRAIN AND WEATHER TO VISIBILITY AND THE FOG OF WAR.

AVAILABLE  
IN PRINT!

**PATHFINDER**  
ROLEPLAYING GAME COMPATIBLE



[www.MakeYourGameLegendary.com](http://www.MakeYourGameLegendary.com)



# A Mighty Fortress!

**Ultimate Strongholds** brings you an awesome array of fantastic fortifications for your *Pathfinder Roleplaying Game Campaign*! This exhaustive encyclopedia integrates all levels of *Pathfinder* play, including party-level adventuring as well as downtime, building, and kingdom rules from *Pathfinder Roleplaying Game Ultimate Campaign*! Explore tons of new options for buildings, rooms, augmentations, and fortified buildings, as well as unusual building locations. Dive into siege warfare with an array of siege weapons, ammunition, and special structures and building materials. **Ultimate Strongholds** goes far beyond the basic building blocks, of course, with a wealth of information for buildings integrated with kingdom and settlement attributes and a host of exotic strongholds and structures, from cloud castles to water walls, flesh piles to crystal palaces, hedge forts to ghostly redoubts, with rules for damaging such bizarre and magical constructions and the hazards they bring! Plus you get over two dozen new spells ideal for defending your stronghold or breaching the holds of your enemies like **battering bolt**, **deathless defenders**, and **spiritual pike wall**, along with spells to enhance the fortress itself like **elemental architecture** and **haunted ruin**! Last but not least, you also get the brand-new **castellan** prestige class that guides and guards a fortress like no one else can! Grab this incredible 48-page accessory by Ben Walklate and Jason Nelson today and

**Make Your Game Legendary!**



**ULTIMATE PLUG-INS**