


The Screaming Temple

Written by Bill Barsh
Illustrated by Nathan Nada



Tall walls hide a mysterious temple steeped in obscurity. Rumors of incredible wealth, abhorrent evil and dark magic swirl about its secretive walls. The only signs of life are the occasional nightmarish screams that shatter the night.

The *Screaming Temple* is an **Quick Play™** adventure designed for four to six characters of second to fourth level.

The scenario requires the use of the First Edition game rules and is compatible with OSRIC™ system.

Quick Play modules are designed for a single game session and come complete with pre-generated characters if needed.



Pacesetter Game Systems
2699 Katie Lane
Milford, Michigan 48380

pacesettergames.com

1902
©2011, Pacesetter Games & Simulations
Fourth Printing, January 2012

The Screaming Temple



Altar



Pillar, Wood



Open to Sky



Floor Grate



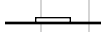
Wall of Beads

S

Door, Secret



Door, Locked



Window



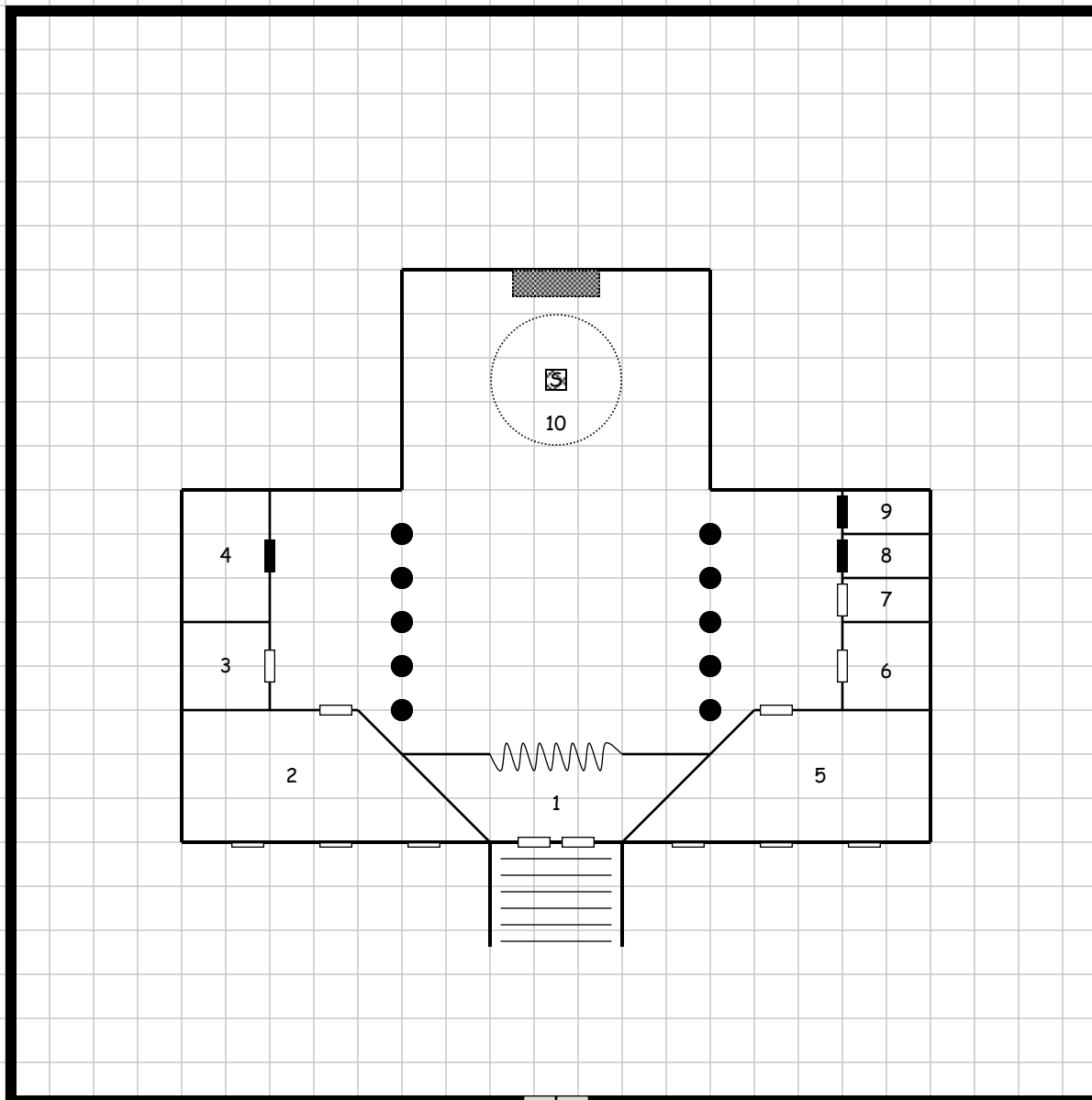
Door, Unlocked



Front Gate & Wall, Locked



Each square = 10'





Pacesetter Game & Simulations
2699 Katie Lane
Milford, Michigan 48380

pacesettergames.com

Product Number: 1902
First Printing, December 2009
Second Printing, February 2010
Third Printing, January 2011
Fourth Printing, January 2013

The Screaming Temple

Contents

Map of Temple	Inside Cover
Adventure Introduction.....	4
Temple Description.....	5
Adventuring.....	6
New Monsters	11
Open Gaming License	12
Pre-Generated Characters	13
Player Sheet.....	14
Chart.....	Inside Cover


Credits

Designer: Bill Barsh

Illustrator: Nathan Nada

Art Director: Brian Nagata

Editors: Ian Montgomery, Doug Bartholomew



This **Quick Play** adventure is designed for use with the OSRIC Game System. Character levels should range from second to fourth level, with a total of ten total character levels (example: three – third level characters = nine character levels). No specific character class is required, but a thief would be of use.

There is only one map provided, that of the temple, and any peripheral maps may be originated by the DM. This scenario may take place in any urban or city environment.

DM's Introduction

The Screaming Temple is a relatively short scenario in which the adventuring party will investigate an enigmatic temple that literally surfaced over night. The temple is surrounded by 20' high stone wall, hiding the grounds within. The gate is wood. There are no structures close to the temple that offer a good vantage point to see beyond the wall. There are no markings or signs on the exterior wall or gate to identify the temple or its deity.

The temple complex is located in the middle of the poorest district in the city. In reality, the temple is a front for a massive fencing operation. A very powerful NPC in some other far off city has made arrangements with the local thieves' guild. The thieves' guild enjoys the arrangement, as stolen

goods are sold at the temple and then transported to other cities, virtually eliminating any chance of tracing stolen items back to its members. The temple operatives pay 'extra' taxes to the city authorities to avoid investigation. Additionally, vagrancy around the temple has been reduced.

The temple and complex were assembled in the dark of night by a huge force of laborers. The entire complex was pre-built in another location and simply moved to the current location for assembly. The walls, while appearing to be made of stone, are wood covered with plaster.

On seemingly random nights horrific screaming emanates from the temple and therefore the local inhabitants have named it The Screaming Temple. Conversely, the local inhabitants have little other information as they never see anyone enter or leave.

Currently a group of six mercenary soldiers and a thief (the fence) operate within the temple walls. The fence buys stolen goods from local thieves at pre-arranged locations throughout the city. He then returns to the temple via a secret sewer entrance. On prescheduled nights a huge bat under the command of a petty wizard arrives to pick up the stolen goods. The screaming sound is emanated from a huge bat. The captives are usually captured vagrants from the vicinity of the temple.

On occasion the captive may be a kidnap victim

whose ransom was not paid, or similar prisoner of some sort. There is even a remote possibility that a prisoner may be a PC.

PC Involvement

Typically this adventure will occur while the PCs are visiting a large city. The PCs will immediately hear rumors regarding the Screaming Temple that appeared “out of nowhere” several months earlier. Information, both true and false, is circulating throughout the city. Consult the rumor table below. Roll 1d6 for each character. (T) indicates the rumor is true and a (F) indicates it is false. The PCs will not be able to discern truth from fiction at this point.

Rumor Chart

1. Two men went over the wall and never came back. (T) [The lizard ate them].
2. A dragon lurks behind the walls. (F) [It is actually a giant chameleon.]
3. The Eye of Ag-Jir is in the temple. (F) [The Eye is a gem of enormous value.]
4. A strange creature flies into the temple after dark. (T) [The bat.]
5. Any who climb the wall explode when they reach the top. (F)
6. People have been disappearing since the temple has been built. (T)

Note: A thief character will learn that there is a new fence in town but no connection to the temple will be made. This information will only be available from guild members.

The Temple Grounds

The temple is situated in the poorest district of the city, often referred to as the slums or thieves district. No one lives within a 100 yards of the temple, and few venture within that boundary. The temple complex was built on the grounds of a derelict warehouse that burned down under mysterious circumstances several weeks earlier. The outer wall is 20' high and appear to be solid stone. However, close inspection will reveal that the walls are stucco on timber framing and not particularly thick. The wall is scalable with a rope and grapnel. A thief may simply climb walls with no penalty.

The temple within the outer wall is T-shaped

(inverted) and approximately 30' tall. It is very plain and built out of the same material as the outer wall. It has few windows and the large double entry doors are made of plain wood. No markings or decorations are evident. Both the walls and temple have a wooden frame.

The temple is patrolled by 12 mercenaries who work in shifts. While on duty, six mercenaries are within the temple complex and the six off duty mercenaries are lodged in a nearby house. The mercenaries are on 48-hour shifts and sleep at the temple while on duty. The mercenaries change shifts at midnight (which may occur if the PCs choose to infiltrate the temple at night).

Patrolling the outer grounds, between the temple and wall, is a partially trained giant horned chameleon lizard. It hides in tall grasses (3' high) that have grown since the temple was constructed. The lizard will not attack the mercenaries but will challenge all other intruders. The entire courtyard area is not maintained and tall grass and other vegetation have grown unchecked.

There are three ways to enter the temple. The first is to use the large double doors which are never locked – and do not have a locking mechanism. The doors are usually open and the mercenaries frequently congregate just inside the doorway. The second is through a window or the roof which has a 30' diameter hole where the giant bat enters (see location 10). The third method of entry would be via the sewers which give access to location 10.

Primarily constructed of wood and plaster, the temple is not very structurally sound. A strong character (13 strength or more) can punch a hole in any wall without much problem. Characters with a lower strength score must use a weapon to make a hole. Additionally, the entire complex is susceptible to fire. If the structure is on fire, it will only take a few turns for the entire building to burn to the ground. The only solid portion of the structure is the temple floor which previously belonged to another building. The stone floor is thick and has a metal grate and tunnel that leads to the sewers below.

Several of the temple rooms have light sources that are lit at night. They give off very little light, forcing the mercenaries carry lanterns. During daylight hours, locations 1, 2, 5 and 10 have windows or



exterior doors and a light source is not necessary. locations 3, 4, 6, 7, and 8 do not have access to daylight and a light source is required. At night locations 1, 5 and 10 have artificial light sources.

There are several locked doors in the temple. The mercenary guards have keys to all of the rooms with the exception of Room #4. The fence has keys to all rooms including Room #4.

It is important that the DM keep track of the mercenaries. They patrol in pairs; two of the mercenaries will be sleeping in location 2 at the start of the scenario. The remaining four mercenaries will be patrolling the temple and grounds. One pair will always be around location 1, or in the courtyard. The other pair will be taunting the halfling in location 8, or leering at the girl in location 10. If combat occurs anywhere in the temple or grounds, the mercenaries will all be alerted and will rush to the scene. Also, the fence will arrive to assist the mercenaries.

Mercenary Fighter (6) AC 7; HD 1, hp 6 each; #AT 1, dmg 1d8 long sword or 1d6 javelin; MV 120; AL NE; XP 10 +1/hp

Outer Courtyard – Player Description

Tall, green grass surrounds the temple on all sides. Within the field of green are several dead trees and a variety of scrub bushes. The grass and weeds reach an almost uniform three feet high and sway gently in the breeze. The courtyard is com-

pletely unkempt. The vegetation even threatens to climb the short stairs that lead to the temple. At the top of the stair a pair of large wooden portals hang open.

DM Description: Hiding in the tall grass is a giant horned chameleon that has been partially trained to attack all intruders (other than the mercenaries or fence). The lizard was spotted by a pair of boys who scaled the wall and spread their fantastic tale of the dragon guarding the temple. There is no treasure to be found in the courtyard.

Giant Lizard (1) AC 5; HD 3+1, hp 26; #AT 1; Dmg bite 1d8+1; SA 2x damage on attack roll of 20; SD None; MV 150; AL N; EXP 120 +4/hp.

1. The First Clue

The temple's greeting chamber is relatively bare. A single brazier is set in the northwest corner and illuminates the room. A wall of multicolored glass beads, strung together by thin string, hangs from ceiling to floor across the 30' wide archway in the north wall.

DM's Description: The brazier barely illuminates the room and alternate light sources are needed to clearly see the room. If the PCs take time to investigate the room, they will notice that all the walls are constructed of thin wood covered on the exterior by equally thin stucco. A dwarf or gnome will quickly realize that the temple is not very solid and it was built in haste. A cleric may notice the absence of any holy (or unholy) decoration.

2. A Place of Rest

Six unkempt cots line the two outside walls of this sparsely furnished chamber. Lying at the foot of each cot is a pack. A long table and six chairs occupies the center of the room. A pile of dirty plates and mugs sit on the table, along with two fat candles that are almost completely burnt down.

DM's Description: Although the PCs may not notice immediately, two of the cots are occupied with

sleeping mercenaries. They will not wake up unless the party disturbs them or makes excessive noise. If combat erupts anywhere in the compound they will gather their weapons and join their comrades.

Each pack contains the personal equipment of one of the mercenaries. Inside are clothes, weapon cleaning tools, and other personal items. Each mercenary also has a pouch with 25 gp. See Temple Grounds for statistics.

3. Storage

Crates, some open, but most closed, cover nearly the entire floor of this otherwise unremarkable room. The open crates hold leather sacks and rope, some of which lie sprawled on the floor.

DM's Description: The crates, 20 in all, hold rope or large sacks. These supplies are used by the fence to hold and transport stolen goods. A number has been sewn onto each sack to track inventory.

4. The Vault


Four sacks are neatly placed against the west wall. The sacks have been fastened shut and each rope that is used to secure the sack has an extra length of cord tied into a loop. Another three sacks lie against the south wall, but these are not tied shut.


DM's Description: The slip-loops are used to secure the sacks to the giant bat that comes to carry away the fenced goods. The sacks hold the following: Sack #1 – four gold goblets at 100 gp each; Sack #2 – a silver candelabra at 200 gp; Sack #3 – a gem embroidered tapestry at 350 gp; Sack #4 – a gem encrusted dagger at 400 gp and ten vials of holy water.

The three unsecured sacks hold rags and large pieces of cloth.

5. The Fence

DM's Note: Only read the following description if the fence has not yet been encountered by the PCs.





Two small braziers burn at opposite ends of a long table set against the southern wall of this room. An uncomfortable looking cot and an open chest are the only other furnishings in the room. At the table, sitting with his back to the door, is a man in gray and black clothing, working over a pile of scrolls.

DM's Description: The man at the table is the fence who actually runs the operation at the temple. He is currently going through his records, which he is not particularly good at maintaining. The scrolls contain tracking information for all (or most) of the items that he has purchased from his "suppliers" since the temple opened for business.

The chest contains clothing and a worn dagger in a fraying leather scabbard. The fence keeps most of his personal belongings in a house on the edge of the city. The fence is not very brave or loyal, and if he encounters significant danger, he will seek to flee.

He will not surrender as he knows the punishment from his employer would be severe. If possible, he will go to location 6 and initiate the doomsday device.

The Fence (4th Level Thief) (1) AC 3; HD 4, hp 20; #AT 1; Dmg short sword 1d6 +2 ; MV 120; AL NE; EXP 175 +3/hp. Thief abilities, *short sword* +2, *ring of protection* +2, leather armor, *potion of invisibility* (for escape or setting off doomsday device).

S 10, I 13, W 11, D 17; C 13, Ch 12


6. Doomsday Device

Six small barrels are all that occupy this small room. The barrels are neatly stacked and have no markings. Leaning against the barrels are two hand axes. A shelf over the barrels holds a flint and stone.

DM's Description: The fence and mercenaries have been instructed that in case of imminent capture or defeat, the temple is to be burned to the ground. To expedite this fail-safe the six barrels are filled with highly flammable oil. The axes are to be used to break them open. The oil can be spread about the temple, if time permits, or lit in place. If spread about, the temple will burn to the ground in three turns. If the barrels are lit in place it will take five turns to fully engulf the structure. The oil has a value of 50 gp per barrel. The fence or mercenaries will take a barrel to the entrance / brazier if they can and trap the PCs inside the burning temple.

7. Empty Cell

This small chamber is bare and completely empty. The door is noticeably thick and a small panel has been cut in its center.



DM's Description: This is a holding cell for kidnap victims, either for ransom or bat food. There is nothing of interest in the chamber. If the PCs are captured, they will be placed in this room, and their equipment will be taken by the mercenaries.

8. Occupied Cell

A young halfling female clad in tattered leather armor lies motionless on the floor of this otherwise empty cell.

DM's Description: This halfling, Niri, let her curiosity get the better of her. She heard a rumor that the temple held the fabulous Eye of Ag-Jir and could not resist the temptation to steal the gem. Niri posed as a member of the thieves guild and sold some items to the fence. She then followed him through the sewers and into the temple but was then cap-



tured by the wary fence. Niri is feigning death in a hopeless attempt to trick the mercenaries into opening her cell.

Niri will aid the PCs in the temple if asked. She will assist in any way she can, but needs equipment. If the PCs dismiss her, she may stick around looking for an opportunity to steal some loot.

Niri, Halfling 2nd Level Fighter (1) AC 4; HD 2, hp 10 (4); #AT 1 by weapon; Dmg by weapon; MV 60; AL NG; EXP 90 +1/hp. She has no equipment other than her leather armor.

S 13, I 12, W 9; D 18; C 11; Ch 11

9. Empty Cell

This small chamber is bare and completely empty. The door is notably thick and a small panel has been cut in its center.

DM's Description: This is a holding cell for kidnap victims, either for ransom or bat food. There is nothing of interest in the chamber. The door to this cell is locked and the mercenaries have lost the key.

10. Mock Chapel

DM's Note: There are two descriptions for this room. The first description assumes a night encounter and the second during daylight hours.

Night Description

This vast room obviously takes up most of the temple's space. Two rows of wooden pillars support the ceiling which has a 30' diameter hole at its center. The moon's weak rays pass through the hole illuminating a small stone altar and an unconscious girl. The girl's right leg is shackled to the base of the altar.

A five foot square metal sewer cover waits rain water directly beneath the hole in the ceiling. The floor, in a 40' diameter, is sloped beneath the hole to collect the rain water and funnel it to the drain.

Day Description

This vast room obviously takes up most of the temple's space. Two rows of wooden pillars support the ceiling which has a 30' diameter hole at its center. The sun's strong rays pass through the hole illuminating a small stone altar and an unconscious girl. The girl's right leg is shackled to the base of the altar.

A five foot square metal sewer cover waits rain water directly beneath the hole in the ceiling. The floor, in a 40' diameter, is sloped beneath the hole to collect the rain water and funnel it to the drain.

DM Description: The girl on the altar looks to be in her young teens. She has fainted from fright and exhaustion. The PCs can awaken her without much problem. The chain holding her is not particularly strong and can be broken with sufficient force. The girl is Kally and she is simply a kidnap victim whose ransom was not paid.

If the PCs have come at night, read the following:

Kally continues to thank you for her rescue but then her gaze turns toward the open roof of the chapel. She screams in horror and faints. Looking skyward you see a huge bat enter the chamber. Riding the bat is a man in flowing purple robes. He leaps off the bat as it swoops in your direction.

The man is a young wizard and has come to collect this week's takings. The wizard will command

the bat to attack and will immediately cast spells. He will first cast a *sleep* spell (the girl is 1 HD, 3 hp, AC 10) and then target remaining PCs with his *magic missile*. If the battle goes badly, he will cast *invisibility* and flee. **Note:** the wizard can also use his *ring of animal control* to command the chameleon in the courtyard should the opportunity present itself.

The bat will use its sonic attack on the first round. It will then attack the nearest PC. The bat will fight until destroyed or until the wizard flees.

Gargantuan Bat (1) AC 5; HD 6, hp 29; #AT 1; Dmg bite 1d8; SA Sonic attack; SD None; MV 30'/180'; AL N; Exp 350 +6/hp

Riderin, Wizard 3rd Level (1) AC 8; HD 3, hp 10; #AT 1; Dmg 1d4 dagger; MV 120; AL CE; Exp 110 +2/hp. Spells: *sleep*, *magic missile*, *invisibility*. He carries a *ring of animal control* and a *bag of holding* (500 gp inside).



The Silent Temple

The conclusion of the adventure may be anything but final. After the PCs have cleared the temple, they may occupy it as a base, if it is still standing. They may also wish to investigate who funded the temple. It is also possible they will be marked men as the NPC who built The Screaming Temple will likely seek revenge. A bounty may be placed on their heads.

If either the fence or the magic-user have survived, they may seek retribution. In any case, it is likely that the PCs have gained the attention, possibly unwanted, of a nefarious villain with a long memory.

New Monsters

Gargantuan Bat (Screamer)


Frequency	Rare
No. Encountered	1d8
Size	L
Move	30' crawl or 180' flying
AC	5
Hit Dice	6
Attacks	1
Damage	1d8 bite
No. Appearing	1
Special Attack	Sonic Scream
Special Defense	None
Magic Resistance	Standard
Lair Probability	50%
Intelligence	Low
Alignment	N
EXP Value	350 +6/hp

Gargantuan Bats, also known as Screamers, are massive creatures with some limited intelligence. They are sometimes used as beasts of burden or servants by powerful wizards and druids. They are not aggressive by nature and like other bats are generally nocturnal. They hunt at night and prefer prey such as birds, small mammals or large insects.

These bats can fly so quietly that they can surprise their victims 50% of the time. Also called Screamers, these bats can emit a violent sonic attack—which sounds like a high-pitched scream—that can stun and damage its victims. Gargantuan Bats may use their sonic attack once every turn. The sonic attack affects all creatures within a 15' radius of the bat. Creatures within the area of affect must save vs. petrification at +2 or be stunned for 1d2 rounds and suffer 1d4 damage. Those that successfully make their save suffer 1d2 damage (no stun).

Gargantuan Bats are large creatures that are 8-10' long with a wingspan of more than 20'. They are capable of carrying a single rider as well as a 1,000 coin load.

Terrain: Caverns, Jungle, Forest.



This printing of the Basic / Expert Dungeon Adventure: RC2 The Screaming Temple is completed under version 1.0 of the Open Game License and the System Reference Document by permission from Wizards of the Coast, Inc. Additional printings will incorporate final versions of the license and document.

Designation of Product Identity: The following items are hereby designated as Product Identity in accordance with Section 1(e) of the Open Game License (version 1.0): Any and all Pacesetter Games & Simulations logos and identifying marks and trade dress; all proper nouns, monster names, NPC names, geographic terms, capitalized terms, artwork, maps, symbols, descriptions, digital graphic art, and illustrations, as well as any Basic /Expert Dungeon Adventure logos and identifying marks and trade dress; all proper nouns, monster names, NPC names, geographic terms, capitalized terms, artwork, maps, symbols, descriptions, digital graphic art, and illustrations, except such elements that already appear in the System Reference Document.

Designation of Open Content: Subject to the Product Identity designation above, all NPC, creature, and trap statistic blocks are designated as Open Game Content, as well as spell names, weapon statistics, and other elements that are derived from the System Reference Document. No art or illustration is open content.

Some portions of this book which are delineated Open Game Content originate from the System Reference Document and are copyright 1999, 2000 Wizards of the Coast, Inc. The remainder of these Open Game Content portions of this book are hereby added to Open Game Content and, if so used, should bear the copyright notice "Basic / Expert Dungeon Adventure: The Screaming Temple. Copyright Pacesetter Games & Simulations 2009. Contact at pacesettergames.com."

RC2 The Screaming Temple is © 2009 Pacesetter Games & Simulations.

Dungeons & Dragons® and Wizards of the Coast® are Registered Trademarks of Wizards of the Coast, Inc., and are used with Permission. Open Game Content may only be used under and in the terms of the Open Game License.

OPEN GAME LICENSE Version 1.0a

The following text is the property of Wizards of the Coast, Inc. and is Copyright 2000 Wizards of the Coast, Inc ("Wizards"). All Rights Reserved.

1. Definitions: (a) "Contributors" means the copyright and/or trademark owners who have contributed Open Game Content; (b) "Derivative Material" means copyrighted material including derivative works and translations (including into other computer languages), potation, modification, correction, addition, extension, upgrade, improvement, compilation, abridgment or other form in which an existing work may be recast, transformed or adapted; (c) "Distribute" means to reproduce, license, rent, lease, sell, broadcast, publicly display, transmit or otherwise distribute; (d) "Open Game Content" means the game mechanic and includes the methods, procedures, processes and routines to the extent such content does not embody the Product Identity and is an enhancement over the prior art and any additional content clearly identified as Open Game Content by the Contributor, and means any work covered by this License, including translations and derivative works under copyright law, but specifically excludes Product Identity. (e) "Product Identity" means product and product line names, logos and identifying marks including trade dress; artifacts; creatures characters; stories, storylines, plots, thematic elements, dialogue, incidents, language, artwork, symbols, designs, depictions, likenesses, formats, poses, concepts, themes and graphic, photographic and other visual or audio representations; names and descriptions of characters, spells, enchantments, personalities, teams, personas, likenesses and special abilities; places, locations, environments, creatures, equipment, magical or supernatural abilities or effects, logos, symbols, or graphic designs; and any other trademark or registered trademark clearly identified as Product identity by the owner of the Product Identity, and which specifically excludes the Open Game Content; (f) "Trademark" means the logos, names, mark, sign, motto, designs that are used by a Contributor to identify itself or its products or the associated products contributed to the Open Game License by the Contributor (g) "Use", "Used" or "Using" means to use, Distribute, copy, edit, format, modify, translate and otherwise create Derivative Material of Open Game Content. (h) "You" or "Your" means the licensee in terms of this agreement.

2. The License: This License applies to any Open Game Content that contains a notice indicating that the Open Game Content may only be Used under and in terms of this License. You must affix such a notice to any Open Game Content that you Use. No terms may be added to or subtracted from this License except as described by the License itself. No other terms or conditions may be applied to any Open Game Content distributed using this License.

3. Offer and Acceptance: By Using the Open Game Content You indicate Your acceptance of the terms of this License.

4. Grant and Consideration: In consideration for agreeing to use this License, the Contributors grant You a perpetual, worldwide, royalty-free, non-exclusive license with the exact terms of this License to Use, the Open Game Content.

5. Representation of Authority to Contribute: If You are contributing original material as Open Game Content, You represent that Your Contributions are Your original creation and/or You have sufficient rights to grant the rights conveyed by this License.

6. Notice of License Copyright: You must update the COPYRIGHT NOTICE portion of this License to include the exact text of the COPYRIGHT NOTICE of any Open Game Content You are copying, modifying or distributing, and You must add the title, the copyright date, and the copyright holder's name to the COPYRIGHT NOTICE of any original Open Game Content you Distribute.

7. Use of Product Identity: You agree not to Use any Product Identity, including as an indication as to compatibility, except as expressly licensed in another, independent Agreement with the owner of each element of that Product Identity. You agree not to indicate compatibility or co-adaptability with any Trademark or Registered Trademark in conjunction with a work containing Open Game Content except as expressly licensed in another, independent Agreement with the owner of such Trademark or Registered Trademark. The use of any Product Identity in Open Game Content does not constitute a challenge to the ownership of that Product Identity. The owner of any Product Identity used in Open Game Content shall retain all rights, title and interest in and to that Product Identity.

8. Identification: If you distribute Open Game Content You must clearly indicate which portions of the work that you are distributing are Open Game Content.

9. Updating the License: Wizards or its designated Agents may publish updated versions of this License. You may use any authorized version of this License to copy, modify and distribute any Open Game Content originally distributed under any version of this License.

10 Copy of this License: You MUST include a copy of this License with every copy of the Open Game Content You Distribute.

11. Use of Contributor Credits: You may not market or advertise the Open Game Content using the name of any Contributor unless You have written permission from the Contributor to do so.

12 Inability to Comply: If it is impossible for You to comply with any of the terms of this License with respect to some or all of the Open Game Content due to statute, judicial order, or governmental regulation then You may not Use any Open Game Material so affected.

13 Termination: This License will terminate automatically if You fail to comply with all terms herein and fail to cure such breach within 30 days of becoming aware of the breach. All sublicenses shall survive the termination of this License.

14 Reformation: If any provision of this License is held to be unenforceable, such provision shall be reformed only to the extent necessary to make it enforceable.

15 COPYRIGHT NOTICE

Open Game License v 1.0 Copyright 2000, Wizards of the Coast, Inc.

Pre-Generated Characters

Ravnir Human Fighter 2nd Level Lawful Good

Strength 17
 Intelligence 9
 Wisdom 11
 Dexterity 12
 Constitution 13
 Charisma 10
 Hit Points 15
 Armor Class: 4 Armor: Chainmail and Shield
 Weapons: **Long Sword +1**, Heavy Crossbow, Quarrel (20)
 Equipment: Pack, Large Sack, Torch (5), Iron Spike (6)
 Magic: **Potion of Healing**

Saranse Elf Fighter/MU 2nd Level Lawful Good

Strength 13
 Intelligence 15
 Wisdom 10
 Dexterity 16
 Constitution 10
 Charisma 12
 Hit Points 9
 Armor Class: 3 Armor: Chainmail
 Weapons: Sword, Long Bow, **Arrow +1** (6), Arrow (10)
 Equipment: Pack, Pouch, Spell Components, Water Skin
 Magic: **Ring of Feather Falling**
 Spells: Magic Missile, Detect Magic

Vakk Dwarf Fighter 2nd Level Chaotic Good

Strength 14
 Intelligence 9
 Wisdom 9
 Dexterity 10
 Constitution 18
 Charisma 9
 Hit Points 21
 Armor Class: 3 Armor: Platemail
 Weapons: Battle Axe, **Hand Axe +1**, Hand Axe (3)
 Equipment: Pack, Tinder Box, Torch (3), Iron Spike (4), Large Sack (3), Rope 25'
 Magic: **Potion of Healing**

Tegrel Human Thief 4th Level Neutral Good

Strength 10
 Intelligence 11
 Wisdom 10
 Dexterity 18
 Constitution 9
 Charisma 12
 Hit Points 14
 Armor Class: 3 Armor: **Leather +1**

Krieger Human Cleric 3rd Level Lawful Good

Strength 11
 Intelligence 10
 Wisdom 18
 Dexterity 13
 Constitution 11
 Charisma 10
 Hit Points 12
 Armor Class: 2 Armor: Platemail and Shield
 Weapons: Mace, Hammer (3)
 Equipment: Pack, Lantern, Flask of Oil (2), Holy Water (2)
 Magic: **Scroll: Bless, Light and Cure Light Wounds (2)**
 Spells: Cure Light Wounds x2, Protection from Evil, Hold Person, Silence 15' Radius, Speak with Animals

Astare Human Magic User 3rd Level Neutral Good

Strength 9
 Intelligence 17
 Wisdom 10
 Dexterity 15
 Constitution 9
 Charisma 11
 Hit Points 8
 Armor Class: 7 Armor: **Bracers of AC 8**
 Weapons: Dagger (3), Darts (12)
 Equipment: Pack, Candle (3), Pouch (2), Spell Components
 Magic: **Scroll: Read Magic, Burning Hands**
 Spells: Magic Missile, Sleep, Mirror Image

Gami Halfling Fighter 2nd Level Chaotic Good

Strength 13
 Intelligence 10
 Wisdom 10
 Dexterity 17
 Constitution 11
 Charisma 10
 Hit Points 13
 Armor Class: 3 Armor: Scalemail
 Weapons: Short Sword, Short Bow, **Arrow +1 (10)**, Arrow (10)
 Equipment: Pack, Waterskin, Blanket
 Magic: **Potion of Herosim**


Weapons: Sword, **Dagger +1**
 Equipment: Pack, Tinderbox, Torch (2), Thieves Tools
 Magic: **Potion of Neutralize Poison**

Open Locks 67%, Find Traps 47%, Remove Traps 47%
 Climb Walls 91%, Hide in Shadows 45%, Pick Pockets 52%
 Hear Noise 19%, Move Silently 45%, Read Languages 15%

Master Monster Chart

Monster	AC	HP	THACO	Location	Notes
Giant Lizard	2	26	15	Courtyard	
Mercenary (6)	6	6	19	Varies	
Fence (Thief lvl 4)	3	20	20	Room #5	
Gargantuan Bat	5	29	14	Room #10	Surprise on a 1-3d6, Sonic
Wizard (lvl 3)	8	10	20	Room #10	Rides Bat





Look for these exciting products from **Pacesetter Games & Simulations**

For the OSRIC Game System

T1 The Thing in the Valley — A nameless evil has come to the valley. Finding it may prove as difficult as destroying it. An adventure for characters 3rd to 5th level.

Q1 The Screaming Temple — A mysterious temple and nightmarish screams call those of adventurous spirit. A Quick Play® Adventure designed for one or two game sessions. An adventure for characters 2nd to 4th level.

Q2 Eruptor's Vengeance — A dead dragon leaves his treasure unguarded. Or so they say. A Quick Play® Adventure designed for one or two game sessions. An adventure for characters 2nd to 4th level.

V1 The Vampire's Curse — A murder. A vampire. A curse. It can't be that easy! A murder mystery for characters 4th to 6th level.

TM1 The Lost Caravan — The princess and her caravan disappeared 50 years ago. Now a clue has surfaced and the search is on for the lost caravan. A Michicon 1982 tournament module for characters 4th to 6th level.

C1 Circle of Fire — Trapped at a desert oasis, the PCs must escape the closing ring of fire that destroys all in its path. An adventure for characters 4th to 6th level.



Pacesetter Game & Simulations
2699 Katie Lane
Milford, Michigan 48380
pacesettergames.com

1902
©2011, Pacesetter Games & Simulations
\$10.00