

# PER ASPERA AD INFERI

CANTO PRIMO

NO  
COUNTRY  
FOR  
WEAK  
MEN

A GOLD EXPERIENCE FOR BLOOD & TREASURE AND OTHER OLD SCHOOL GAMES

DAWN  
2014  
RAZOR

dawnrazor presents

# PER ASPERA AD INFERI

## CANTO PRIMO

# NO COUNTRY FOR WEAK MEN

*Idea & Writing: Anders Hedenbjörk Lager aka dawnrazor*

*Cover painting: Theodor Kittelsen*

*Dungeon & area map: dawnrazor*

*World Between Map: Andrew Shields*

*Layout & Production: dawnrazor*

*Blood & Treasure and B&T are the trademarks of John M. Stater and are used with his permission.  
I am not affiliated with John M. Stater. This document also falls under the Open Game License v1.0 by Wizards of the Coast, Inc.*

*Materials from Tales of the Grotesque and Dungeonesque belong to Jack Shear and falls under the Creative Commons Attribution-NonCommercial-ShareAlike 3.0 Unported License and are **excluded** from the Open Game License above.  
Used with permission.*

*Cover art by Theodor Kittelsen. Creative Commons Attribution-Share Alike 3.0 Unported license.  
World Between Map by Andrew Shields. Used with permission.*





*My world, Nexus Mundi, is based on TheWorld Between, described in the books Tales of the Grotesque and Dungeonesque I-III by Jack Shear. Many things are the same, others are very different.*

## Somewhere in Frostreave...

*E*ver since we left that so-called town at the edge of the land of eternal ice, I've been freezing my butts off! And no trace of that were-whatever-thing we're supposed to hunt down.

Our best scout, Halross, says she's been passing here, into this valley, but I get a bad feeling from all this silence, frost and snow. It's empty here. No animals. No tracks. No nothing, but ice and snow. It's not natural...

And now we're stuck in this cave. The blizzard has lasted two days now, and our supplies are almost gone. Hell, I'd give a sack of gold for a cold ale and a hot wench in my lap right now.

I can smell the fear of the others - die of starvation or disgust here, or freeze to death out there. And some other not so pleasant smells too... Some choice, huh?

Maybe we can roast that gnome's pony? Would have been nice with some food now... Or, we just roast the gnome...

Everyone's on the edge. No sign of the blizzard waning either. I reckon someone will snap soon...

Well, not me. Guess it's time we get moving...

## dawnrazor says

I wrote this 3-part adventure for a weekend game with my old gaming buddies last summer. Despite my fear that the material wouldn't suffice for 2 full days of gaming, I was wrong. We actually didn't manage more than half of the adventures. But it was great fun.

I've been stealing gaming stuff ever since I discovered the wealth of Old School materials online, and now I want to give something back.

Here it is. "No Country for Weak Men" is a traditional dungeon, meant to be played the hard way. Dark, shitty and remorseless. And if the Draugr don't get you the cold or lack of food will...

I think 4-5 level 3-4 PCs would be appropriate, but since I don't care much about balancing my games that way anymore, I invite GMs to adjust monsters and adversities to fit their needs. I know you will anyway. So, happy gaming. Stay frosty, and you have a chance to survive...



## About Blood & Treasure

Blood & Treasure (B&T) is a OSR variant that incorporates elements from all editions of the game. I'd describe it as 0E meets basic with some advanced and 3E sprinkled in the mix.

### **Some differences and ideas how to handle in other systems**

#### **Saves:**

B&T uses the 3 saves from 3E:

*Fortitude*: Physical resistance and resilience. Use Death/Paralysis/Poison/Petrification/Polymorph.

*Reflex*: Saves where speed and agility counts. Use Breath Weapon/ Aimed Magic Item (Rod, staff, wand).

*Will*: Willpower, mental resistance. Use Spells.

#### **Power level**

PC HD on a par with S&W Complete. Monster HD is rolled on a d6.

#### **Task resolution**

Everyone can try all tasks. There are 3 levels of expertise: *skilled*, *knack* and *unskilled*.

*Skilled* PCs roll against their saves, modified with the relevant attribute bonus. So a Thief doing a Find Traps task would roll against Will using the intelligence modifier.

Having a *knack* for a specific task means you roll against a static target of 15 on a d20 (1-2 in 6).

Unskilled PCs roll against a static number of 18 on a d20 (1 in 6).

#### **Read more**

<http://matt-landofnod.blogspot.se/p/blood-treasure.html>

## About Tales of the Grotesque and Dungeonesque

Tales of the Grotesque and Dungeonesque (TotGaD) is a blog by Jack Shear.

The materials about the World Between can be downloaded for free at:

<http://talesofthegrotesqueanddungeonesque.blogspot.se/>


If you want fear, horror and madness rules, mutation rules, dangerous magic rules or just a bunch of cool random tables, this is the place. TotGaD gives inspiration for putting gothic horror into Old School gaming. Originally written for Labyrinth Lord (AEC), but easily adaptable to your game of choice.

It is also the source of the World Between where this adventure takes place, albeit modified to suit my tastes.

## The Silent Valley Sandbox

The everwinter lands of Frostreave lies far in the barbarian North (see map p.19). Settlements are far apart and travel is dangerous. The Northmen living here are tough and suspicious of strangers. There is however, one place they avoid - The Silent Valley.

The Silent Valley is almost devoid of life. No homesteads or villages dot the countryside. In fact, almost no signs of life are ever seen or heard here. No people. No animals. Nothing. That's why the Northmen keep well away from the place. Unfortunately, for your players, they are there. Use whatever lame excuse suits your game. The map gives a rough idea of the major features of the Valley area. Relative to the map, civilized lands are to the South, and Northmen lands are to the West and Northwest. To the East are just more wilderness for many miles.



## The Draugr Tomb

The reason for the unnatural state of the Silent Valley can be found in ancient history. Long before the Northmen came, a cruel and proud people lived here. They were the descendants of the Elder People (Fey Elves). Just like the Fey Elves, they performed great magical experiments, consorted and even interbred with powers from Beyond the Veil. And like the Fey Elves, these experiments eventually brought their doom. In a last attempt to evade fate, the High King weaved a spell to ensure his return once the Stars Were Right. Once revived, he would start to rebuild his realm. Unfortunately, the magics only worked in part. That is what happens when taking hints from Demons. Instead of coming back to life, the High King and his people return as insane undead horrors - the Draugr.

None of this is mentioned in the history annals of the world's great libraries, and the Northmen don't care about history. The only ones with some knowledge this far back in history are the Blue Mystics of Shamhat in the Hyvaso Mountains and a small monastery of Ice Druids in the Arctic Wall Mountains.

## The Dungeon

### Level One

General feel: *Dark, cold, everything covered in a thin layer of frost. Not disturbed for ages. Faint smell of decay in the stale air. All areas are cut out of the bedrock or are natural caves.*

*The doors are made of hard wood and locked/barred. All scribblings are in an archaic form of Old Elvish.*

#### 1. The Cave

Natural cave, good protection from the elements. In the back, some well preserved human remains are hidden under a rotten wool blanket (Find Secret Doors roll +4 to find). If examined closer, it's a human red-haired male in archaic northern leather armor. There's a leather strap with a black stone cross pendant around his neck (new Find Secret Doors roll, no mods).

Close to the corpse, there's a small triangular opening in the stone wall, leading into the depths of the rock (Find Secret Doors roll, no mods). Only one PC at the time can crawl through. Backpacks and gear must be taken off to fit into the crawlspace. Some 15 feet in, the crawlspace height increases to about 6 feet, and comes to an end at a flat stone wall with a magic secret door. Careful



# Draugr Tomb



examination reveals a cross-shaped depression in the wall at chest height. Placing the black stone cross pendant from the corpse in the depression will automatically open the door (inwards). Removing the cross will close the door (no depression on the inner side, so removing the cross will lock you in the tomb).

## 2. Entrance

**O**n the eastern wall there's a bronze lever with 3 settings: center, up and down. It's in the center position. Moving it up or down will result in scraping sounds from area 4. To the south there's a dark opening. To the west is a secret door in a niche. It feels even colder in here. As you enter a cold draft passes.

## 3. Secret entrance & Guard Room

**T**his room has some old viking-style round shields and spears leaning against the north wall. A 2-quart [2 liter] ceramic urn filled with some semi-frozen liquid (lamp oil) stands next to the arms. There's a second secret door in the western wall, leading to a narrow crevasse going to the valley outside. Opening the outer door will trigger a massive stone fall hitting eve-

ryone in the room. Also, this entrance will now be unusable.

*Trap: Reflex save for half damage. Full damage: 6d6. Normal chance to detect (Use Find Traps skill).*

## 4. Sanctum to the Lords of the Void

**T**he Sanctum walls are extremely smooth and bronze torch holders are placed every 2 yards in the octagonal- as well as the corridor area. A colorful, circular and seemingly random stone pattern is set in the floor of the octagonal room. It seems to be constructed of a series of concentric circles. A successful Find Traps roll will discern that this is a puzzle (if the PCs haven't noticed before). There's two levers (center position) in the octagonal room: one on the eastern and one on the western wall. Moving them will reveal that each lever controls one of the concentric circles, and the 3 positions move the circle in different directions. Aligning the circles correctly will reveal the star pattern and also opens a small iris ring in the center of the star, under which a cross-shaped depression are hidden. Placing the black stone cross pendant in the depression will automati-



cally open a large trapdoor in the floor (iris valve). The stone cross pendant will slide away with the rest of the mechanism, but will still be reachable from room 4. Removing the pendant will of course close the trap door again (open/close takes about 10 sec).

*The correct lever "code" is: Room 2: up; Room 4 (east): center; Room 4 (west): down; Room 5d: down.*

In the southern wall is a small niche (2×2×2 feet) containing a small but heavy golden statuette resembling an octopus with wings, arms and legs (Value: 2000 gp; Weight: 10 lb [5 kg]).

Touching or removing the statue will awaken 1d4 Memento Moris, who will materialize out of the walls in the corridor section of the room. The Memento Moris will attack all intruders, and will follow the PCs to Level 2, unless they manage to close the floor trapdoor in Room 4.

*Memento Mori: HD 4; AC 16; ATK 1 claw (1d8+4); MV 30; F14 R14 W11; AL Neutral (N); XP 750/CL 6; Special – Immune to illusions and mind-affecting spells (Sleep, Hold Person etc); Bound Spirit – Can't be turned. However, Dispel Magic causes the*

*Memento Mori to dissipate; it returns in 1d4 rounds; Weapon resistance – ectoplasmic (mundane weapons deal half damage, silver and magic weapons do full damage); Creeping Chills – Gains strength as it fights; each round after it damages an opponent it gains an additional 1d8 damage die.*

#### 5a. Empty

#### 5b. Empty

#### 5c. Ancient Warriors

There's 5 skeletons in Norse style rotting armor here. They have been carefully placed on a raised wooden dais. The armor and weapons are not usable anymore (25% of breaking every time used). These guys are dead - for now. However, touching them will awaken them to their task of defending the Tomb. This will take 3 turns.

Also, if the PCs have manipulated any of the levers in the complex, they are awake and attack when someone opens the door to Room 5c. These warriors aren't that clever, so they can't open the door by

themselves, but after 10 turns they will have forced the doors open and begun patrolling all the rooms of the upper complex. These Warriors will stay on Level 1 until the PCs have taken the sword in Room 14, after which they will move to Room 14 to protect the King.

*Ancient Warrior (skeleton draugr):  
HD 1; AC 15; ATK Longsword (1d8)  
or 2 claws (1d4); MV 30; F15 R15 W14;  
AL Neutral (N); XP 50/CL 1; Special – Immune to illusions and mind-affecting spells; Weapon resistance  
(edged and piercing - half damage).*

#### 5d. Lever Room

**O**n the Northern wall is a lever construction akin to the others in Room 2 and 4. Only, the lever is missing, so the mechanism can't be used. The lever is hidden in the rib cage of one of the ancient warriors in room 5c.

## Level Two

General feel: *Warmer than level 1. Everything is covered in dampness. Slippery floors and walls.*

### 6. Central Corridor

**T**he trapdoor in the floor (Room 4) opens up to a small irregular room, from which a narrow stairway (cut from the bedrock) meander down to level 2. The stairway exits into a corridor with an opening in the far end and a door in the north wall.

### 7. Partly collapsed room

**L**ots of stone rubble. The north-eastern wall has caved in.

#### 8a. Dark corridor

**B**eyond, there's a rough corridor with occasional natural steps going down into the dark.

#### 8b. Pool of acid

**T**his pool of liquid might be mistaken for water, but it's acid! Anyone within 5 feet of the acid must make a Fortitude save or take 1d3 damage from inhaling the corrosive fumes. Falling into the acid deals 10d6 damage/round (no save). The acid will continue to deal damage 8 rounds or until removed, preferably by washing with copious amounts of water.

All items on the immersed PC must also



roll item saves (p. 48, *B&T Complete*) or be damaged by the acid. Acid damaged gear has a 1 in 6 chance of breaking when used.

## 9. The Fire Trap Room

**A**fter descending the corridor from 8a, the PCs end up at a small underground pond filled with dark and sluggish water (1-2 feet deep). A pedestal sits in the center of the pond, and on it, a statue resembling the one in room 4 is placed. This statue is bigger, and of pure gold. Of course, it's a trap. The statue keeps a trigger plate depressed and removing it will result in a loud click, after which a vile mix of sodium and yellow phosphorous chunks will fall from hidden chutes in the roof of the cave. The sodium will ignite as it hits the water, turning the pool into a blazing hell. The phosphorous will react with the hot air and start burning and also react with the water to produce poisonous phosphine gas. If the PCs haven't noticed that the pool in 8b is acid, burning PCs might run there to put out the flames...

*Trap: Reflex save for half fire damage. Full fire damage: 6d6. Fortitude save to avoid breathing in the poisonous gas. If breathed, 1d6 Consti-*

*tution damage per round. New save each round the PCs remain in the blaze/gas.*

*Normal chance to detect (Use Find Traps skill). Very hard to disarm (-4 to Remove Traps skill).*

## 10. Central Corridor

**T**he central corridor from Room 6 continues. There's two doors, in the south west and north east walls.

## 11. Resting Place of the Carls

**I**n this room, 5 imposing Norse-style Carls are resting on a large stone platform together with their longswords. Spears and shields are arranged along the south west wall. They were placed here to defend their King in the afterlife.

*Ancient Carl (exploding draugr): HD 3+2; AC 12; ATK Longsword (1d8) or 2 claws (1d6); MV 20; F14 R14 W12; AL Neutral (N); XP 350/CL 4; Special – Immune to illusions and mind-affecting spells; Weapon resistance (edged and piercing - half damage); Explode 30' radius – When these draugr die, they go out with a boom. They literally explode, showe-*

*ring everyone within 30 feet with vile substances. Anyone hit by the gore can avoid consequences by making a Fortitude save. A failed save means that the PC will suffer from sickness, nausea and violent vomiting (the Sickened condition) for 1 full turn. All actions are at -2. Furthermore, no spell casting, turning or missile attacks are allowed.*

## 12. Another Carl Resting Place

This room is as Room 11, with 5 more Carls.

## 13. Tomb of the Ancient King

A majestic figure sits slumping on a stone throne. In his lap, a massive black sword of unknown design is resting, and there's a similar dagger sitting in its scabbard. Along the walls are clay and brass urns filled with decaying food and drink as well as 600 gp and an urn filled with gems 1d00 gems, value 1-50 gp each. At regular 1 yard intervals there are 3 inch holes in the walls going around the chamber. At the far eastern end of the chamber, there's a few steps up to a raised platform, where a stone fount is placed. Along the edges of

the fount are carvings and text in an archaic script, faintly resembling some form of Old Elvish. The insides of the fount are filled with a black, viscous fluid that radiates magic. This is the Blood Well, with piping going Beyond the Veil.

### **Blood Well effects:**

*If ingested: Fortitude save. Successful save regain 1d10 hp; failed roll on Mutation table of choice (for example in TotGaD I, p. 81)*

*If smeared on the skin: Draugr (and maybe other undead also) can't sense you. Everyone else can smell you from a mile away, though. You stink!*

The sword and dagger are from Beyond the Void and will damage any creature. Taking the weapons out of the chamber will trigger an ancient curse that will awaken the undead Ancient King as well as his Draugr vassals. None of this will be immediately evident to the PCs, as the process will take about 10 turns.

The Ancient King will want his weapons back, as his soul is bound to the dagger. Without them, it will take time to gain an earthly form, and he will instead roam the world as an evil spirit, possessing other dead to be able to interact with the world. He will hunt the PCs where-

ver they go. He will also start to awaken his people with the ultimate goal to create an undead army that will attack and retake neighboring lands in the future.

The immediate consequences for the PCs are that all the undead in the Tomb will awaken and move to protect their King. The monsters from Level 1 will also come if the trapdoor in Room 4 is open.

#### 14. Dead Grave Robbers

Moving the fount in Room 14 will reveal a crawlspace going down. After a short passage, a cave opens up.

Here the desiccated corpses of 3 grave robbers can be found. One of them has the key for the secret door in Area 15 (Use Find Traps skill if the PCs search the bodies and backpacks).

If the PCs have taken the sword and dagger they will animate and attack within 1d6 rounds. All other undead in the complex will also home in on the Black Sword of the Void, arriving in Room 14 within 1d10+3 rounds. The PCs now have a small window of time to run down the stony corridor to Area 15, in order to get out of the Tomb. The pool before Area 15 is ordinary water, but given the PCs earlier encounters with

#### Graverobber backpack contents:

*Graverobber 1:* Bag of teeth, Flask of shortmead, Wooden holy symbol, Froofy undergarments.

*Graverobber 2:* Two beetroots, Mushrooms (poisonous), Empty vial, Horsewhip.

*Graverobber 3:* Mess of cobwebs jammed into a bag, Jar of pickled herrings, Dagger, 5 apples.

pools in this complex, it may detain them in their escape.

*Animated Grave Robbers (zombie draugr): HD 2; AC 11; ATK Slam (1d6); MV 20; F15 R15 W15; AL Neutral (N); XP 100/CL 2; Special – Immune to illusions and mind-affecting spells; Weapon resistance (blunt weapons - half damage); Slow – either attack or move in a round, not both.*

#### 15. Exit

The exit is blocked by a Secret door covered in Old Elvish runes. It must be opened using the key found on the dead grave robbers or using one of the cross-shaped pendants from earlier.

Conclusion

Once out, the Draugr won't follow the PCs. Yet.

Their steeds, and most of their gear (unless they specifically said that they were bringing it all into the Tomb) will however still be in or near the cave at Room 1, so now they're lost in the Land of Everlasting Frost with minimum gear. If they sneak back to get the stuff, they see undead coming out of the woods, congregating around the cave. The people have come to hail their King...



Option: If you want the Ancient King to wake up and have a "boss fight" that's also an option. The future undead conflict is from my house campaign.

The Ancient King is basically like a Skeleton Warrior, with added psionic powers.

In my campaign he's an evil spirit for a week or so, before he's regained enough strength to possess another body and take up the hunt for the sneaky thieves.

Ancient King of the North

Medium Undead, Chaotic (CE), High Intelligence; Unique

HD	12
AC	20 (+1)
ATK	+1 longsword (1d8+1)
MV	30
SV	F 9, R 9, W 7
XP	3000 (CL 14)

This thing was once the King of the North. Now it's totally insane and unpredictable, with just one thing in mind: to retake his former lands again. To his end he will reanimate as many dead as possible, and as their liege, they will obey and follow him into war against the living. Of course, the war will also serve to fill his army's ranks. His soul is coupled to the black dagger found on his corpse, and he will follow the sneaky thieves to the end of the world to get it back.

Special Qualities: Immune to clerical turning, magic resistance 60%, aura of fear (all creatures unde 5HD must roll a Will save or be affected as from a Fear spell).

Psionic powers\*: Minor (total 3 / day)—mind thrust, dominate, empathic projection; Major (total 1 / day) —psionic blast

\*See NOD Companion. Otherwise, use spells from B&T instead.



## Meet Da Monsta

### **Ancient Carl (exploding draugr)<sup>1</sup>**

*Medium Undead, Neutral (N), Average intelligence; Patrol (1d12)*

HD	3+2
AC	12
ATK	Longsword (1d8) or 2 claws (1d6)
MV	20
SV	F 14, R 14, W 12
XP	350 (CL 4)

Ancient Carls were once the elite warriors of the King. Now they protect him after death. They are better preserved than ordinary zombies, and their skin have a leathery composition, making them harder to damage.

*Special Qualities: Immune to illusions and mind-affecting spells; Weapon resistance (edged and piercing - half damage); Explode 30' radius —When these draugr die, they go out with a boom. They literally explode, showering everyone within 30 feet with vile substances. Anyone hit by the gore can avoid consequences by making a Fortitude save. A failed save means that the PC will suffer from sickness, nausea and violent vomiting (the Sickened condition) for 1 full turn. All actions are at -2. Furthermore, no spell casting, turning or missile attacks are allowed.*

### **Ancient Warrior (skeleton draugr)**

*Medium Undead, Neutral (N), Low intelligence; Patrol (1d20)*

HD	1
AC	15
ATK	Longsword (1d8) or 2 claws (1d4)
MV	30
SV	F 15, R 15, W 14
XP	50 (CL 1)

Skeleton draugr are as normal skeletons, only armed with Norse style weaponry and armor.

*Special Qualities: Immune to illusions and mind-affecting spells; Weapon resistance (edged and piercing - half damage).*

<sup>1</sup>The Exploding Zombie was inspired by the **Bloated Zombie** from *The Savage Sword of Scadgrad*:

<http://savageswordofscadgrad.blogspot.se/2012/03/pdf-for-20-zombies-now-available.html>

## Animated Grave Robbers (zombie draugr)

*Medium Undead, Neutral (N), Animal intelligence; Shuffle (1d12)*

HD	2
AC	11
ATK	Slam (1d6)
MV	20
SV	F 15, R 15, W 15
XP	100 (CL 2)

These are ordinary zombies, only with glowing blue eyes.

*Special Qualities: Immune to illusions and mind-affecting spells; Weapon resistance (blunt weapons - half damage); Slow — either attack or move in a round, not both.*

## Memento Mori<sup>2</sup>

*Medium Undead, Neutral (N), Average intelligence; Solitary*

HD	4
AC	16
ATK	1 claw (1d8+4)
MV	30
SV	F 14, R 14, W 11
XP	750 (CL 6)

Memento Moris are undead spirits bound to a location. They are summoned from the Void to guard something, and appear as spectral skeletons dripping with ectoplasm.

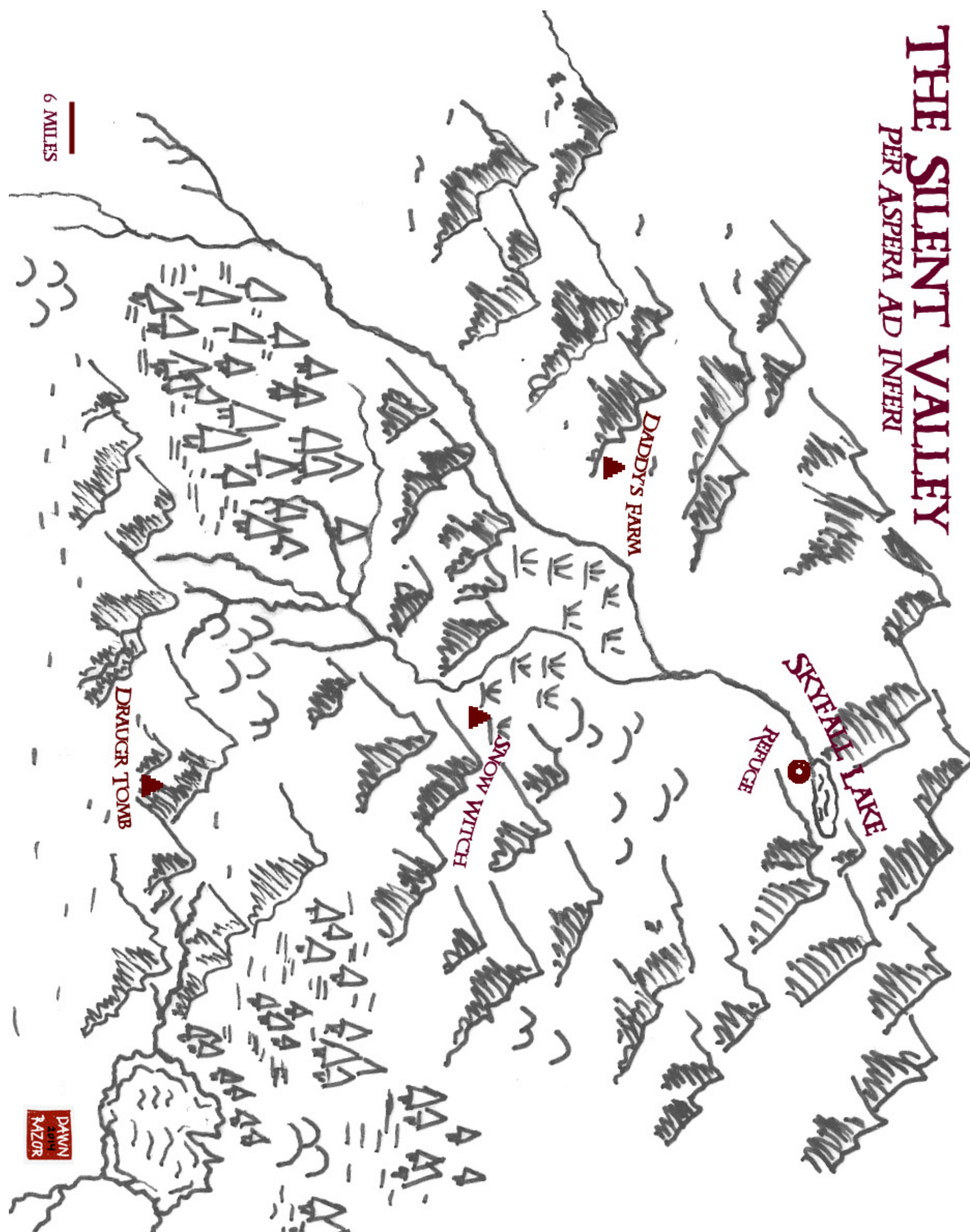
*Special Qualities: Immune to illusions and mind-affecting spells (Sleep, Hold Person etc); Bound Spirit — Can't be turned. However, Dispel Magic causes the Memento Mori to dissipate; it returns in 1d4 rounds; Weapon resistance — ectoplasmic (mundane weapons deal half damage, silver and magic weapons do full damage); Creeping Chills — Gains strength as it fights; each round after it damages an opponent it gains an additional 1d8 damage die.*

<sup>2</sup>The **Memento Mori** is from *Tales of the Grotesque and Dungeonesque II*:

<http://talesofthegrotesqueanddungeonesque.blogspot.se/>

The Silent Valley area map

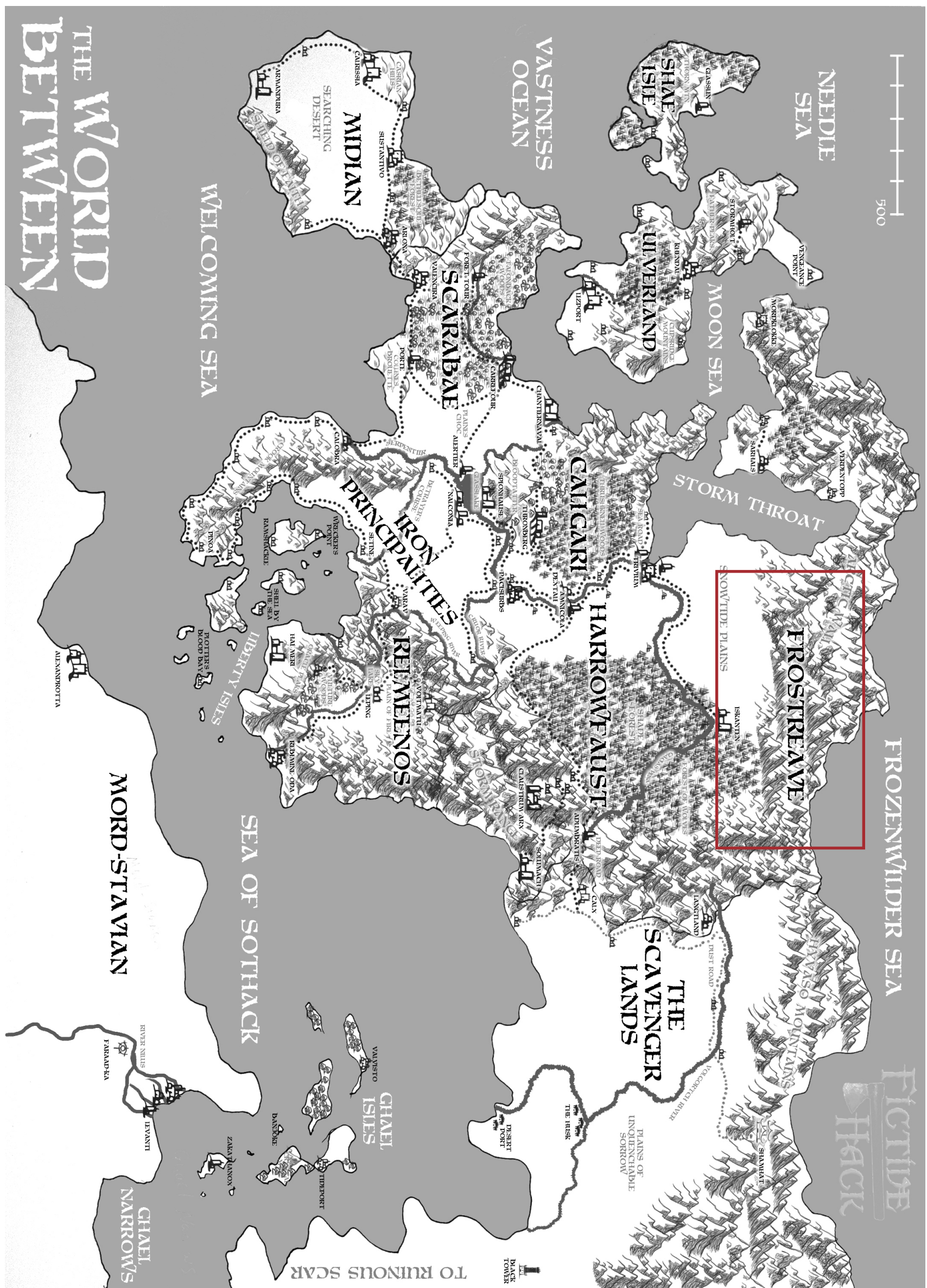
larger version at <http://nerdomancerofdork.wordpress.com>





# The World Between Map by Andrew Shields of Fictive Hack

<http://fictivefantasies.wordpress.com/fictive-hack/>





## **Declaration of Open Game Content**

All house rules and rules variants, spells, magic items, monsters, classes, and all other game mechanics and the text to describe them; and including the names of all the above is designated Open Game Content, with the following exceptions: All content from Tales of the Grotesque and Dungeonesque, email addresses and website addresses wheresoever they may occur in the text or website.

## **Declaration of Product Identity**

The names and terms Nerd-O-Mancer of Dork, dawnrazor, Per Aspera Ad Inferi, No Country for Weak Men and Nexus Mundi are hereby declared Product Identity.

## **OPEN GAME LICENSE Version 1.0a**

The following text is the property of Wizards of the Coast, Inc. and is Copyright 2000 Wizards of the Coast, Inc (“Wizards”). All Rights Reserved.

Definitions: (a) “Contributors” means the copyright and/or trademark owners who have contributed Open Game Content; (b) “Derivative Material” means copyrighted material including derivative works and translations (including into other computer languages), potation, modification, correction, addition, extension, upgrade, improvement, compilation, abridgment or other form in which an existing work may be recast, transformed or adapted; (c) “Distribute” means to reproduce, license, rent, lease, sell, broadcast, publicly display, transmit or otherwise distribute; (d) “Open Game Content” means the game mechanic and includes the methods, procedures, processes and routines to the extent such content does not embody the Product Identity and is an enhancement over the prior art and any additional content clearly identified as Open Game Content by the Contributor, and means any work covered by this License, including translations and derivative works under copyright law, but specifically excludes Product Identity. (e) “Product Identity” means product and product line names, logos and identifying marks including trade dress; artifacts; creatures characters; stories, storylines, plots, thematic elements, dialogue, incidents, language, artwork, symbols, designs, depictions, likenesses, formats, poses, concepts, themes and graphic, photographic and other visual or audio representations; names and descriptions of characters, spells, enchantments, personalities, teams, personas, likenesses and special abilities; places, locations, environments, creatures, equipment, magical or supernatural abilities or effects, logos, symbols, or graphic designs; and any other trademark or registered trademark clearly identified as Product identity by the owner of the Product Identity, and which specifically excludes the Open Game Content; (f) “Trademark” means the logos, names, mark, sign, motto, designs that are used by a Contributor to identify itself or its products or the associated products contributed to the Open Game License by the Contributor (g) “Use”, “Used” or “Using” means to use, Distribute, copy, edit, format, modify, translate and otherwise create Derivative Material of Open Game Content. (h) “You” or “Your” means the licensee in terms of this agreement.

The License: This License applies to any Open Game Content that contains a notice indicating that the Open Game Content may only be Used under and in terms of this License. You must affix such a notice to any Open Game Content that you Use. No terms may be added to or subtracted from this License except as described by the License itself. No other terms or conditions may be applied to any Open Game Content distributed using this License.

Offer and Acceptance: By Using the Open Game Content You indicate Your acceptance of the terms of this License.

Grant and Consideration: In consideration for agreeing to use this License, the Contributors grant You a perpetual, worldwide, royalty-free, non-exclusive license with the exact terms of this License to Use, the Open Game Content.

Representation of Authority to Contribute: If You are contributing original material as Open Game Content, You represent that Your Contributions are Your original creation and/or You have sufficient rights to grant the rights conveyed by this License.

Notice of License Copyright: You must update the COPYRIGHT NOTICE portion of this License to include the exact text of the COPYRIGHT NOTICE of any Open Game Content You are copying, modifying or distributing, and You must add the title, the copyright date, and the copyright holder’s name to the COPYRIGHT NOTICE of any original Open Game Content you Distribute.

Use of Product Identity: You agree not to Use any Product Identity, including as an indication as to compatibility, except as expressly licensed in another, independent Agreement with the owner of each element of that Product Identity. You agree not to indicate compatibility or co-adaptability with any Trademark or Registered Trademark in conjunction with a work containing Open Game Content except as expressly licensed in another, independent Agreement with the owner of such Trademark or Registered Trademark. The use of any Product Identity in Open Game Content does not constitute a challenge to the ownership of that Product Identity. The owner of any Product Identity used

in Open Game Content shall retain all rights, title and interest in and to that Product Identity.

Identification: If you distribute Open Game Content You must clearly indicate which portions of the work that you are distributing are Open Game Content.

Updating the License: Wizards or its designated Agents may publish updated versions of this License. You may use any authorized version of this License to copy, modify and distribute any Open Game Content originally distributed under any version of this License.

Copy of this License: You MUST include a copy of this License with every copy of the Open Game Content You Distribute.

Use of Contributor Credits: You may not market or advertise the Open Game Content using the name of any Contributor unless You have written permission from the Contributor to do so.

Inability to Comply: If it is impossible for You to comply with any of the terms of this License with respect to some or all of the Open Game Content due to statute, judicial order, or governmental regulation then You may not Use any Open Game Material so affected.

Termination: This License will terminate automatically if You fail to comply with all terms herein and fail to cure such breach within 30 days of becoming aware of the breach. All sublicenses shall survive the termination of this License.

Reformation: If any provision of this License is held to be unenforceable, such provision shall be reformed only to the extent necessary to make it enforceable.

## **COPYRIGHT NOTICE**

Open Game License v 1.0a Copyright 2000, Wizards of the Coast, Inc. System Reference Document Copyright 2000-2003, Wizards of the Coast, Inc.; Authors Jonathan Tweet, Monte Cook, Skip Williams, Rich Baker, Andy Collins, David Noonan, Rich Redman, Bruce R. Cordell, John D. Rateliff, Thomas Reid, James Wyatt, based on original material by E. Gary Gygax and Dave Arneson.

Basic Fantasy Role-Playing Game Copyright (C) 2006-2007 Chris Gonnerman.

Blood & Treasure Complete Game, Copyright 2012, John M. Stater. Author: John M. Stater.

Darkness & Dread Copyright 2004, Fantasy Flight Publishing, Inc.

Fantastic Heroes & Witchery, Copyright 2012/2014, Dominique Crouzet. Author: Dominique Crouzet.

Labyrinth Lord™ Copyright 2007, Daniel Proctor. Author Daniel Proctor.

Land of Nod, Copyright 2010, John M. Stater; Author John M. Stater

Monster Compendium: 0e, Copyright 2008, Matthew J. Finch

Monstrosities, Copyright 2012, Matthew J. Finch

NOD Companion, Copyright 2014, John M. Stater. Author: John M. Stater.

OSRIC copyright 2006-08 by Stuart Marshall, adapting material prepared by Matthew J. Finch, based on the System Reference Document, inspired by the works of E. Gary Gygax, Dave Arneson, and many others.

Swords & Wizardry Core Rules, Copyright 2008, Matthew J. Finch

Swords & Wizardry Complete Rulebook. Copyright 2010, Matthew J. Finch.

Tome of Horrors Complete, Copyright 2011, Necromancer Games, Inc., published and distributed by Frog God Games; Author Scott Greene. Additional Authors: Erica Balsley, Kevin Baase, Casey Christofferson, Jim Collura, Meghan Greene, Lance Hawvermale, Travis Hawvermale, Bill Kenower, Patrick Lawinger, Nathan Paul, Clark Peterson, Bill Webb and Monte Cook.

## **END OF LICENSE**

---

Materials from **Tales of the Grotesque and Dungeonesque** are owned by Jack Shear and falls under the **Creative Commons Attribution-NonCommercial-ShareAlike 3.0 Unported License** and are **excluded from the Open Game License** above.

Oh yeah

I lied earlier

The Silent Valley is not  
entirely devoid of life

In a quiet little valley further up north  
there's a pastoral farm inhabited by  
inbred evil bastard mutant cannibals

## Daddy's Farm

Coming soon:

*PER ASPERA AD INFERI*

CANTO SECUNDO

# "Come To Daddy"

brought to you  
by

dawnrazor

[www.nerdomancerofdork.wordpress.com](http://www.nerdomancerofdork.wordpress.com)