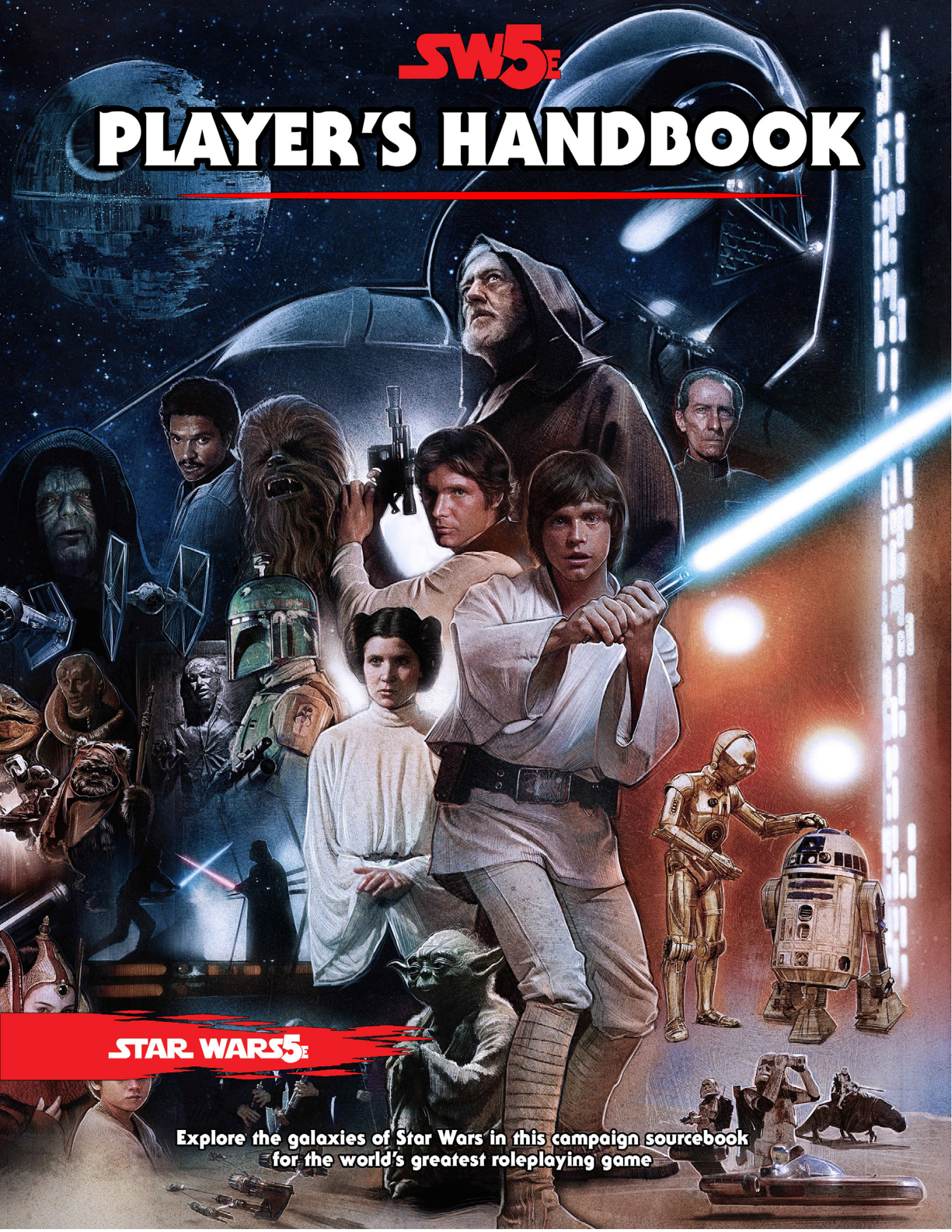


**SW5<sup>E</sup>**

# PLAYER'S HANDBOOK



**STAR WARS5<sup>E</sup>**

Explore the galaxies of Star Wars in this campaign sourcebook  
for the world's greatest roleplaying game



# PLAYER'S HANDBOOK



**SW5E**



## TABLE OF CONTENTS

Credits	5	Consular	59
Preface	6	Way of Balance	63
Introduction	7	Way of Lightning	64
Using This Book	8	Way of the Sage	65
How to Play	8	Way of Suggestion	66
Specific Beats General	9	Engineer	67
The Three Pillars of Adventuring	10	Armormech Engineering	70
Chapter 1: Step-By-Step Characters	11	Armstech Engineering	73
Chapter 2: Species	17	Gadgeteer Engineering	76
Bith	18	Unstable Engineering	79
Bothan	19	Fighter	81
Cathar	20	Assault Specialist	85
Cerean	21	Heavy Weapons Specialist	86
Chiss	22	Shield Specialist	87
Devaronian	23	Tactical Specialist	88
Droid, Class I	24	Guardian	89
Droid, Class II	25	Makashi Form	93
Droid, Class III	26	Niman Form	94
Droid, Class IV	27	Shien/Djem So Form	95
Droid, Class V	28	Soresu Form	97
Duros	29	Monk	98
Ewok	30	Crimson Order	103
Gamorrean	31	Echani Order	104
Gungan	32	Matukai Order	105
Human	33	Nightsister Order	106
Ithorian	34	Operative	107
Jawa	35	Acquisitions Practice	112
Kel Dor	36	Beguiler Practice	113
Mon Calamari	37	Gunslinger Practice	115
Nautolan	38	Sharpshooter Practice	116
Rodian	39	Scholar	117
Sith Pureblood	40	Doctor Pursuit	122
Togruta	41	Gambler Pursuit	125
Trandosha	42	Politician Pursuit	127
Tusken	43	Tactician Pursuit	129
Twi'lek	44	Scout	131
Weequay	45	Bulwark Technique	135
Wookiee	46	Hunter Technique	136
Zabrak	47	Slayer Technique	137
Chapter 3: Classes	49	Stalker Technique	138
Berserker	50	Sentinel	139
Ballistic Approach	54	Path of Aggression	143
Marauder Approach	55	Path of Focus	144
Precision Approach	57	Path of the Forceblade	145
Warchief Approach	58	Path of Shadows	146



## TABLE OF CONTENTS (CONTINUED)

Chapter 4: Backgrounds	147	Chapter 6: Customization Options	191
Inspiration	149	Multiclassing	191
Backgrounds	149	Feats	193
Agent	150	Fighting Styles	200
Bounty Hunter	151	Fighting Masteries	203
Criminal	152	Lightsaber Forms	208
Entertainer	153	Chapter 7: Using Ability Scores	209
Force Adept	154	Advantage and Disadvantage	209
Gambler	155	Proficiency Bonus	210
Investigator	156	Ability Checks	210
Jedi	157	Using Each Ability	212
Mandalorian	158	Saving Throws	216
Mercenary	159	Chapter 8: Adventuring	217
Noble	160	Time	217
Nomad	161	Movement	217
Outlaw	162	The Environment	219
Pirate	163	Social Interaction	220
Scientist	164	Resting	221
Scoundrel	165	Between Adventures	221
Sith	166	Chapter 9: Combat	223
Smuggler	167	The Order of Combat	223
Soldier	168	Movement and Position	224
Spacer	169	Actions in Combat	225
Chapter 5: Equipment	171	Making an Attack	227
Armor and Shields	172	Attack Rolls	227
Weapons	175	Melee Attacks	227
Adventuring Gear	179	Ranged Attacks	228
Equipment Packs	179	Double- and Two-Weapon Fighting	228
Ammunition	179	Cover	228
Communications	180	Damage and Healing	228
Data Recording and Storage	180	Hit Points	229
Explosives	181	Damage Rolls	229
Life Support	182	Damage Resistance and Vulnerability	229
Medical Supplies	182	Healing	229
Storage	182	Dropping to 0 Hit Points	230
Utilities	183	Knocking a Creature Out	230
Weapon and Armor Accessories	184	Temporary Hit, Force, and Tech Points	231
Tools	186	Mounted Combat	231
Trade Goods	187	Underwater Combat	231
Droids	188	Chapter 10: Force- and Tech-casting	233
Mounts	188	Chapter 11: Force Powers	237
Vehicles	188	Chapter 12: Tech Powers	271
Lifestyle Expenses	189	Appendix A: Conditions	305
Food, Drink, and Lodging	190	Appendix B: Recommended Variant Rules	307
Services	190	Index	309



This overhaul was made in accordance to Wizards of the Coast's Fan Content Policy. This is unofficial content made by me, Galiphile, with some collaboration (listed below).

## CREDITS

First and foremost, I have to thank the person who got me into D&D: my buddy, Ross. That playgroup was not great, but it started my journey.

Second, I have to thank the original guinea pigs of this conversion: Drew, Eric, and Rickey. It was comically bad, but we had fun with it.

Lastly, while I would love to say that I created *everything* in this conversion, that wouldn't be *entirely* true. The following people deserve credit as well:

### THE SWSE JEDI COUNCIL:

Karbacca for the *epic* cover and SW5e logo  
LordAelfric for the awesome theme  
Stormchaser6 for his help with the Starships book  
DarkMesa for writing almost as many archetypes as I have at this point  
Speedreeder for the epic new website  
Grelite for all his help with editing and creation  
Tomato-andrew for his immense help with the enhanced items  
Fynikz for his help overhauling and implementing new powers  
Playing57 for his help with the artwork  
DrakeRyzer for his work on polishing factions and ships  
Toddmoonbounce for his help getting the book ready for printing  
Legobis for creating a whole bunch of monsters  
Tyrzaphir for the epic new character creator  
Zheadings for his help with content review and subreddit moderation  
Aeryn for the awesome new podcast (with toddmoonbounce, of course)  
Hugehuman for his awesome help with archetypes and content  
Mishy for his excellent work on the Dawn of Defiance conversion  
Heresy for their excellent work with species  
Bob the Builder for his work on strongholds and feats  
Vesh for making monsters and answering questions

### THE WEBSITE TEAM:

Speedreeder, Tyrzaphir, November, and Tyr's friend James who is not in this server but wanted to help

All of the contributors who have been greatly helpful in developing and reviewing new content. You guys are invaluable.

The patrons, who keep the website running.

And, of course:

Lucasfilm and Lucasarts, for *Star Wars* itself.

## ART ASSETS:

Listed alphabetically

AdmYrrek	Jason Edmiston
Andrew Johanson	Jhomar Soriano
Anna Christenson	Joel Hustak
Arden Beckwith	Knight of Malta
Art of Bartlett	Matt Difa
Audrey Wright	Metropolis-Hero1125
AV-6R7	Mike Nash
Brandon Harris	RamArtwork
Ben Newman	Ron-faure
Brian Rood	Sam Wood
canuckcrazed007	Skip Skyhook
Chris Trevas	Smokeh
CloneCommanderNeyo	Solo: A Star Wars Story The Official Guide
Cristi Balanescu	Somarinoa
Dangerous Covenants	Sperasoft
Dark Arcanine	Star Wars Battlefront
Dark Dream	Star Wars Character Encyclopedia
Darren Tan	Star Wars Encyclopedia of Starfighters and Other Vehicles
Dave Seeley	Stu Cunningham
David Kegg	Terryl Whitlatch
David Nash	The New Essential Guide to Droids
Diogo Saito	The New Essential Guide to Vehicles and Vessels
echostain	Weasyl
Eiluvision	Whitelight369
Entar0178	William O'Connor
Fantasy Flight Games	
Gregory Vlasenko	
Hui Zou	
Jacob Blackmon	
Jake Murray	





## PREFACE

This conversion has been a labor of love of mine since 2015. Back when I was a fledgling GM, I undertook the foolish effort of attempting the first version of this overhaul, which was comically terrible. It featured four classes, which were just severely bastardized versions of their traditional 5e counterparts.

This version of the Player's Handbook, which is now officially complete, took me about two years and 2,000 or so hours. I've had some help from various sources (who have been credited accordingly), but for the most part this has come from mine own brain.

This book is designed to parallel the official D&D 5e Player's Handbook. It includes all the relevant chapters, reskinned to fit a Star Wars setting. The significant deviations are featured here.

## WHAT'S DIFFERENT?

While this expansion utilizes the base rules of 5th Edition, there are significant differences that will be illustrated here, broken down by chapter. There is more information in each chapter, as per the SRD.

### CHAPTER 1: STEP-BY-STEP CHARACTERS

This chapter explains step-by-step character building, as exemplified by Han Solo.

### CHAPTER 2: SPECIES

Races relabeled to species, all of which are brand new.

### CHAPTER 3: CLASSES

There are ten classes. Berserker, fighter, monk, and operative are similar to their 5e counterparts. Scout is a heavily modified ranger. Engineer is based off artificer, but extrapolated to be a full caster. Guardian is based off of paladin, and consular is based off of sorcerer, with changes to better fit a force-wielder. Sentinel is a reimagining of a bard, but as a 2/3 caster. Scholar is a brand new class.

### CHAPTER 4: BACKGROUNDS

Backgrounds feature one major difference; each background also offers a choice of feat. This helps players realize their characters in a more personal fashion.

### CHAPTER 5: EQUIPMENT

Currency has been changed to credits, with roughly 1 gp = 10 cr. Magic items are reskinned as enhanced items, with rarities designed to mimic those of **Star Wars: the Old Republic**. Equipment functions similarly, with the exception of the breakdown of weapons; rather than simply simple and martial, they are broken down into blasters, lightsabers, and vibroweapons. This also utilizes a few houserules: light, medium, and heavy shields with proficiencies collapsed into the appropriate armor, new weapon features, etc.

### CHAPTER 6: CUSTOMIZATION OPTIONS

- New multiclassing requirements/proficiencies
- Spell point variant with different multiclassing
- Fighting styles have been completely changed, with paired fighting masteries
- Lots more feats

### CHAPTER 7: USING ABILITY SCORES

Generally the same, with the exception of skills; Arcana, History, and Religion have been collapsed into Lore, with Piloting and Technology being new skills.

### CHAPTER 8: ADVENTURING

Minor changes to better fit the galaxy at large.

### CHAPTER 9: COMBAT

Lots of changes here: Two-Weapon Fighting with guns, Double-Weapon Fighting, damage type changes, and more.

### CHAPTER 10: FORCE- AND TECH-CASTING

There are several changes in this section:

- Spells are now called powers.
- Cantrips are now called at-will powers.
- My own interpretation and simplification of the spell point variant from the DMG. Basically, casting a power at a given level costs that level + 1 points.
- Spellcasting has been separated into force- and tech-casting.
  - Forcecasting uses Wisdom/Charisma and Force Points, which regenerate on a long rest.
  - Techcasting uses Intelligence and Tech Points, which regenerate on a short rest.
  - While a character can have both force- and tech-casting, they are kept completely separate.
- The number of known at-will powers and 1st-level and higher powers are no longer separate.

### CHAPTERS 11 AND 12: FORCE AND TECH POWERS

Chapter 11 has been broken down into two chapters to keep force and tech powers separate.

### APPENDIX A: CONDITIONS

This appendix features most (all?) of the traditional 5e conditions, as well as a couple new ones of my own making.

### APPENDIX B: RECOMMENDED VARIANT RULES

This appendix features a number of variant rules I recommend.

### INDEX

It's an index.



# INTRODUCTION

**T**HE DUNGEONS AND DRAGONS ROLEPLAYING GAME IS ABOUT storytelling in worlds of swords and sorcery. It shares elements with childhood games of make-believe. Like those games, D&D is driven by imagination. It's about picturing the towering castle beneath the stormy night sky and imagining how a fantasy adventurer might react to the challenges that scene presents.

This overhaul is designed as a *Star Wars* reskinning of the core DUNGEONS AND DRAGONS experience. The rules are generally the same, and so an experienced player of 5th Edition should have no trouble jumping right in to a *Star Wars* themed campaign. For the less experienced player, this Introduction will cover the basics of the 5th Edition of DUNGEONS AND DRAGONS, appropriately reskinned for the setting.

**Game Master (GM):** After traveling the streets of Nar Shaddaa, you find yourself at the entrance to the Black Sun compound. Security cameras scan the surrounding area, and a cadre of bored looking guardsmen wait impatiently by the door. Two twi'lek urchins plead for handouts from the Black Sun mercenaries, only to be yelled at and pushed away. A shimmering barrier covers the entrance to the compound, with a manned security console on its left side.

**Rickey (playing Vinto):** I want to talk my way into the compound. I approach the guards.

**Drew (playing Dash):** I want to throw a grenade and then shoot them all.

**Erik (playing Kodo):** ...

Unlike a game of make-believe, D&D gives structure to the stories, a way of determining the consequences of the adventurers' action. Players roll dice to resolve whether their attacks hit or miss or whether their adventurers can scale a cliff, roll away from the strike

**Game Master (GM):** OK, one at a time. Rickey, you're approaching the guardsmen?

**Rickey:** Yeah. Do they seem to be doing anything?

**GM:** Make a Wisdom check.

**Rickey:** Does my Perception skill apply?

**GM:** Sure!

**Rickey (rolling a d20):** Ugh. Seven.

**GM:** You can see a couple of them crouching over the ground but you can't make out what they're doing. And Drew, Dash is prepping a grenade?

**Drew:** Yup!

**GM:** Okay. Eric, what's Kodo doing?

**Eric:** ...

of a Force-wielder's shock, or pull off some other dangerous task. Anything is possible, but the dice make some outcomes more probable than others.

In the *Star Wars* DUNGEONS AND DRAGONS game, each player creates an adventurer (also called a character) and teams up with other adventurers (played by friends). Working together, the group might explore a planet-encompassing city like Coruscant, the wilds of Kashyyyk, or the war-torn expanse of Oricon. The adventurers can solve puzzles, talk with other characters, battle the legendary Jedi or Sith, and discover special modified items and other treasure.

One player, however, takes on the role of the Game Master (GM), the game's lead storyteller and referee. The GM creates adventures for the characters, who navigate its hazards and decide which paths to explore. The GM might describe the entrance to a Black Sun compound, and the players decide what they want their adventurers to do. Will they charge in, guns blazing? Convince the guardsmen they belong there? Or use other means to find an entrance?

Then the GM determines the results of the adventurers' actions and narrates what they experience. Because the GM can improvise to react to anything the players attempt, D&D is infinitely flexible, and each adventure can be exciting and unexpected.

The game has no real end; when one story or quest wraps up, another one can begin, creating an ongoing story called a **campaign**. Many people who play the game keep their campaigns going for months or years, meeting with their friends every week or so to pick up the story where they left off. The adventurers grow in might as the campaign continues. Each force defeated, each adventure completed, and each relic recovered not only adds to the continuing story, but also earns the adventurers new capabilities. This increase in power is reflected by an adventurer's level.

There's no winning and losing in *any* DUNGEONS AND DRAGONS game—at least, not the way those terms are usually understood. Together, the GM and the players create an exciting story of bold adventurers who confront deadly perils. Sometimes an adventurer might come to a grisly end, torn apart by ferocious monsters or done in by a nefarious villain. Even so, the other adventurers can beseech a powerful Jedi to revive their fallen comrade, or the player might choose to create a new character to carry on. The group might fail to complete an adventure successfully, but if everyone had a good time and created a memorable story, they all win.

## WORLDS OF ADVENTURE

The many worlds of the *Star Wars* DUNGEONS AND DRAGONS game are places of mysticism and monsters, of brave warriors and spectacular adventures. They begin with a foundation of science fiction and fantasy and then add the creatures, places, and mystery that make these worlds unique.



Naturally, this conversion is designed to explore the myriad worlds of the *Star Wars* universe. I personally designed it to be used in the Old Republic era as characterized by the **Knights of the Old Republic** games and **The Old Republic** MMORPG. Utilizing this timeframe allows greater justification for a prevalence of force-wielders.

All these worlds share characteristics, but each world is set apart by its own history and cultures, distinctive monsters and species, fantastic geography, ancient ruins, and scheming villains. Some worlds are dominated by one great story, like the Separatists' war on Ord Mantell. Ultimately they're all *Star Wars* worlds, and you can use the rules in this book to create a character and play in any one of them.

Your GM might set the campaign on one of these worlds or on one that he or she created. Because there is so much diversity among the worlds of *Star Wars*, you should check with your GM about any house rules that will affect your play of the game. Ultimately, the Game Master is the authority on the campaign and its setting, even if the setting is a canon world.

## USING THIS BOOK

The *Player's Handbook* is divided into twelve chapters.

**Chapters 1-6** are about creating a character, providing the rules and guidance you need to make the character you'll play in the game. It includes information on the various species, classes, backgrounds, equipment, and other customization options that you can choose from. Many of the rules in these chapters rely on material found later in the book. If you come across a game concept that you don't understand, consult the book's table of contents.

**Chapters 7-9** details the rules of how to play the game, beyond the basics described in this introduction. It covers the kinds of die rolls you make to determine success or failure at the tasks your character attempts, and describes the three broad categories of activity in the game: exploration, interaction, and combat.

**Chapters 10-12** is all about the Force and technology. It covers the nature of casting in the worlds of *Star Wars*, the rules for them, and the huge variety of powers available to characters in the game.

## HOW TO PLAY

The play of the DUNGEONS AND DRAGONS game unfolds according to this basic pattern.

**1. The GM describes the environment.** The GM tells the players where their adventurers are and what's around them, presenting the basic scope of options that present themselves (how many doors lead out of a room, what's on a table, who's in the cantina, and so on).

**2. The players describe what they want to do.** Sometimes one player speaks for the whole party, saying, "We'll take the east door," for example. Other times, different adventurers do different things: one adventurer might search a container while a second examines a symbol engraved on a wall and a third keeps watch for enemies. The players don't need to take turns, but the GM listens to every player and decides how to resolve those actions.

Sometimes, resolving a task is easy. If an adventurer wants to walk across a room and open a door, the GM might just say that the door opens and describe what lies beyond. But the door might be locked, the floor might hide a deadly trap, or some other circumstance might make it challenging for an adventurer to complete a task. In those cases, the GM decides what happens, often relying on the roll of a die to determine the results of an action.

**3. The GM narrates the results of the adventurers' actions.** Describing the results often leads to another decision point, which brings the flow of the game right back to step 1.

This pattern holds whether the adventurers are cautiously exploring a ruin, talking to a devious noble, or locked in mortal combat against a mighty rancor. In certain situations, particularly combat, the action is more structured and the players (and GM) do take turns choosing and resolving actions. But most of the time, play is fluid and flexible, adapting to the circumstances of the adventure.

Often the action of an adventure takes place in the imagination of the players and GM, relying on the GM's verbal descriptions to set the scene. Some GMs like to use music, art, or recorded sound effects to help set the mood, and many players and GMs alike adopt different voices for the various adventurers, monsters, and other characters they play in the game. Sometimes, a GM might lay out a map and use tokens or miniature figures to represent each creature involved in a scene to help the players keep track of where everyone is.

## GAME DICE

The game uses polyhedral dice with different numbers of sides. You can find dice like these in game stores and in many bookstores.

In these rules, the different dice are referred to by the letter d followed by the number of sides: d4, d6, d8, d10, d12, and d20. For instance, a d6 is a six-sided die (the typical cube that many games use).

Percentile dice, or d100, work a little differently. You generate a number between 1 and 100 by rolling two different ten-sided dice numbered from 0 to 9. One die (designated before you roll) gives the tens digit, and the other gives the ones digit. If you roll a 7 and a 1, for example, the number rolled is 71. Two 0s represent 100. Some ten-sided dice are numbered in tens (00, 10, 20, and so on), making it easier to distinguish the tens digit from the ones digit. In this case, a roll of 70 and 1 is 71, and 00 and 0 is 100.

When you need to roll dice, the rules tell you how many dice to roll of a certain type, as well as what modifiers to add. For example, "3d8 + 5" means you roll three eight-sided dice, add them together, and add 5 to the total.

The same d notation appears in the expressions "1d3" and "1d2." To simulate the roll of 1d3, roll a d6 and divide the number rolled by 2 (round up). To simulate the roll of 1d2, roll any die and assign a 1 or 2 to the roll depending on whether it was odd or even. (Alternatively, if the number rolled is more than half the number of sides on the die, it's a 2.)



## THE D20

Does an adventurer's vibroblade swing hurt a rancor or just bounce off its leathery hide? Will the guard believe an outrageous bluff? Can a character swim across a raging river? Can a character avoid the main blast of a Sith's *force storm*, or does he or she take full damage from the tempest? In cases where the outcome of an action is uncertain, the DUNGEONS AND DRAGONS game relies on rolls of a 20-sided die, a d20, to determine success or failure.

Every character and monster in the game has capabilities defined by six **ability scores**. The abilities are Strength, Dexterity, Constitution, Intelligence, Wisdom, and Charisma, and they typically range from 3 to 18 for most adventurers. (Monsters might have scores as low as 1 or as high as 30.) These ability scores, and the **ability modifiers** derived from them, are the basis for almost every d20 roll that a player makes on a character's or monster's behalf.

Ability checks, attack rolls, and saving throws are the three main kinds of d20 rolls, forming the core of the rules of the game. All three follow these simple steps.

1. **Roll the die and add a modifier.** Roll a d20 and add the relevant modifier. This is typically the modifier derived from one of the six ability scores, and it sometimes includes a proficiency bonus to reflect a character's particular skill. (See chapter 1 for details on each ability and how to determine an ability's modifier.)

2. **Apply circumstantial bonuses and penalties.** A class feature, a power, a particular circumstance, or some other effect might give a bonus or penalty to the check.

3. **Compare the total to a target number.** If the total equals or exceeds the target number, the ability check, attack roll, or saving throw is a success. Otherwise, it's a failure. The GM is usually the one who determines target numbers and tells players whether their ability checks, attack rolls, and saving throws succeed or fail.

The target number for an ability check or a saving throw is called a **Difficulty Class** (DC). The target number for an attack roll is called an **Armor Class** (AC).

This simple rule governs the resolution of most tasks in D&D play. Chapter 7 provides more detailed rules for using the d20 in the game.

## ADVANTAGE AND DISADVANTAGE

Sometimes an ability check, attack roll, or saving throw is modified by special situations called **advantage** and **disadvantage**. Advantage reflects the positive circumstances surrounding a die roll, while disadvantage reflects the opposite. When you have either advantage or disadvantage, you roll a second die when you make the roll. Use the higher of the two rolls if you have advantage, and use the lower roll if you have disadvantage. For example, if you have disadvantage on a d20 roll, roll a 17 and a 5, you use the 5. If you instead have advantage and roll those numbers, you use the 17. More detailed rules for advantage and disadvantage are presented in chapter 7.

## SPECIFIC BEATS GENERAL

This book contains rules, especially in parts 2 and 3, that govern how the game plays. That said, many special traits, class features, powers, unique items, monster abilities, and other game elements break the general rules in some way, creating an exception to how the rest of the game works. Remember this: If a specific rule contradicts a general rule, the specific rule wins.

Exceptions to the rules are often minor. For instance, many adventurers don't have proficiency with sniper rifles, but every Chiss does because of a special trait. That trait creates a minor exception in the game. Other examples of rule-breaking are more conspicuous. For instance, an adventurer can't normally leap 30 feet, but some powers make that possible. The Force and technology account for most of the major exceptions to the rules.

## ROUND DOWN

There's one more general rule you need to know at the outset. Whenever you divide a number in the game, round down if you end up with a fraction, even if the fraction is one-half or greater, unless the feature says otherwise.

## ADVENTURES

The DUNGEONS AND DRAGONS game consists of a group of characters embarking on an adventure that the Game Master presents to them. Each character brings particular capabilities to the adventure in the form of ability scores and skills, class features, special traits, equipment, and special items. Every character is different, with various strengths and weaknesses, so the best party of adventurers is one in which the characters complement each other and cover the weaknesses of their companions. The adventurers must cooperate to successfully complete the adventure.

The adventure is the heart of the game, a story with a beginning, a middle, and an end. An adventure might be created by the Game Master or purchased off the shelf, tweaked and modified to suit the GM's needs and desires. In either case, an adventure features a wondrous setting, whether it's an underground enclave, a crumbling temple, a stretch of wilderness, or a bustling city. It features a rich cast of characters: the adventurers created and played by the other players at the table, as well as nonplayer characters (NPCs). Those characters might be patrons, allies, enemies, hirelings, or just background extras in an adventure. Often, one of the NPCs is a villain whose agenda drives much of an adventure's action.

Over the course of their adventures, the characters are confronted by a variety of creatures, objects, and situations that they must deal with in some way. Sometimes the adventurers and other creatures do their best to kill or capture each other in combat. At other times, the adventurers talk to another creature (or even a mystical object) with a goal in mind. And often, the adventurers spend time trying to solve a puzzle, bypass an obstacle, find something hidden, or unravel the current situation. Meanwhile, the adventurers explore the world, making decisions about which way to travel and what they'll try to do next.

Adventures vary in length and complexity. A short adventure might present only a few challenges, and it might take no more than a single game session to complete. A long adventure can involve hundreds of combats, interactions, and other challenges, and take dozens of sessions to play through, stretching over weeks or months of real time. Usually, the end of an adventure is marked by the adventurers heading back to safety to rest and enjoy the spoils of their labors.

But that's not the end of the story. You can think of an adventure as a single episode of a TV series, made up of multiple exciting scenes. A campaign is the whole series—a string of adventures joined together, with a consistent group of adventurers following the narrative from start to finish.

## THE FORCE AND TECHNOLOGY

Few *Star Wars* adventures end without interacting with a force- or tech-caster. Whether helpful or harmful, powers appear frequently in the life of an adventurer, and it is the focus of chapters 10, 11, and 12.

In the worlds of *Star Wars*, practitioners of the Force are uncommon, set apart from the masses of people by their extraordinary talent.

For adventurers, though, the Force and technology are key to their survival. Without the healing prowess of a Jedi or a sawbones, adventurers would quickly succumb to their wounds. Without the uplifting support of a scholar, soldiers might be overwhelmed by powerful foes. Without the sheer power and versatility of a consular, every threat would be magnified tenfold.

The Force and technology are also a favored tool of villains. Many adventures are driven by the machinations of casters who are hell-bent on using power for some ill end. A mercenary leader subjugates the surrounding community, a renegade Sith saps the life from their victims, a vindictive droid takes over a space station with the intent of destroying its oppressors—these are just a few of the threats that adventurers might face. With power of their own, in the form of the Force and special items, the adventurers might prevail!

## THE THREE PILLARS OF ADVENTURING

Adventurers can try to do anything their players can imagine, but it can be helpful to talk about their activities in three broad categories: exploration, social interaction, and combat.

### EXPLORATION

Exploration includes both the adventurers' movement through the world and their interaction with objects and situations that require their attention. Exploration is the give-and-take of the players describing what they want their characters to do, and the Game Master telling the players what happens as a result. On a large scale, that might involve the characters spending a day crossing the deserts of Tatooine or an hour making their way through the winding passages of an abandoned base. On the smallest scale, it could mean one character flipping a switch in a room to see what happens.

### SOCIAL INTERACTION

Social interaction features the adventurers talking to someone (or something) else. It might mean demanding that a captured scout reveal the least well guarded entrance to the mercenary base, getting information from a rescued prisoner, pleading for mercy from the leader of a group of criminals, or persuading an informant to garner information about a distant location.

The rules in chapters 7 and 8 support exploration and social interaction, as do many class features in chapter 3 and personality traits in chapter 4.

### COMBAT

Combat, the focus of chapter 9, involves characters and other creatures swinging weapons, casting powers, maneuvering for position, and so on—all in an effort to defeat their opponents, whether that means killing every enemy, taking captives, or forcing a rout. Combat is the most structured element of a D&D session, with creatures taking turns to make sure that everyone gets a chance to act. Even in the context of a pitched battle, there's still plenty of opportunity for adventurers to attempt wacky stunts like surfing down a flight of stairs on a shield, to examine the environment (perhaps by flipping a mysterious switch), and to interact with other creatures, including allies, enemies, and neutral parties.



# CHAPTER 1: STEP-BY-STEP CHARACTERS

**Y**OUR FIRST STEP IN PLAYING AN ADVENTURER IN THE DUNGEONS AND DRAGONS game is to imagine and create a character of your own. Your character is a combination of game statistics, roleplaying hooks, and your imagination. You choose a species (such as human or twi'lek) and a class (such as sentinel or scout). You also invent the personality, appearance, and backstory of your character. Once completed, your character serves as your representative in the game, your avatar in the *Star Wars* galaxy.

Before you dive into step 1 below, think about the kind of adventurer you want to play. You might be a courageous fighter, a skulking scoundrel, a fervent consular, or a cruel guardian. Or you might be more interested in an unconventional character, such as a brawny scoundrel who likes hand-to-hand combat, or a sharpshooter who picks off enemies from afar. Do you like non-Human species like Twi'leks or Wookiees? Try building a character of one of those species. Do you want your character to be the toughest adventurer at the table? Consider the fighter class. If you don't know where else to begin, take a look at the illustrations in any *Star Wars* book to see what catches your interest.

Once you have a character in mind, follow these steps in order, making decisions that reflect the character you want. Your conception of your character might evolve with each choice you make. What's important is that you come to the table with a character you're excited to play.

Throughout this section, we use the term character sheet to mean whatever you use to track your character, whether it's a formal **character sheet** (like the one at the end of these rules), some form of digital record, or a piece of notebook paper. An official D&D character sheet is a fine place to start until you know what information you need and how you use it during the game.

## Building Han Solo

Each step of character creation includes an example of that step, with a player building the iconic character Han Solo, as he is portrayed during the events of Episode IV.

## 1. CHOOSE A SPECIES

Every character belongs to a species, one of the many intelligent humanoid species in the *Star Wars* worlds. The most common species in the galaxy is human, but there are a myriad of near-Human species available for play, including the four-armed Besalisks, the cunning Trandoshans, the dexterous Twi'leks, and the utilitarian droid. The **Species** chapter provides more information about these species.

The species you choose contributes to your character's identity in an important way, by establishing a general appearance and the natural talents gained from culture and ancestry. Your character's species grants particular special traits, such as special senses, proficiency with certain weapons or tools, proficiency in one tool, proficiency in one or more skills, or the ability to use minor powers.

These traits sometimes dovetail with the capabilities of certain classes (see step 2). For example, the special traits of Lanniks make them exceptional consulars, and Jawas tend to be powerful engineers. Sometimes playing against type can be fun, too. Ugnaught soldiers and Wookiee sentinels, for example, can be unusual but memorable characters.

Your species also increases one or more of your ability scores, which you determine in step 3. Note these increases and remember to apply them later.

Record the traits granted by your species on your character sheet. Be sure to note your starting languages and your base speed as well.

## Building Han Solo, Step 1

Since Han Solo is a human, we record all the special traits of humans on our character, including his speed of 30 feet and the languages he knows: Galactic Basic and Shyriiwook.

## 2. CHOOSE A CLASS

Every adventurer is a member of a class. Class broadly describes a character's vocation, what special talents he or she possesses, and the tactics he or she is most likely to employ when exploring a city, fighting monsters, or engaging in a tense negotiation. The character classes are described in the **Classes** chapter.

Your character receives a number of benefits from your choice of class. Many of these benefits are **class features** — capabilities (including force- or tech-casting) that set your character apart from members of other classes. You also gain a number of **proficiencies**: armor, weapons, skills, saving throws, and sometimes tools. Your proficiencies define many of the things your character can do particularly well, from using certain weapons to telling a convincing lie.

On your character sheet, record all the features that your class gives you at 1st level.

## LEVEL

Typically, a character starts at 1st level and advances in level by adventuring and gaining **experience points** (XP). A 1st-level character is inexperienced in the adventuring world, although he or she might have been a soldier or a pirate and done dangerous things before.

Starting off at 1st level marks your character's entry into the adventuring life. If you're already familiar with the game, or if you are joining an existing D&D campaign, your GM might decide to have you begin at a higher level, on the assumption that your character has already survived a few harrowing adventures.

## Quick Build

Each class description in the Classes section includes a section offering suggestions to quickly build a character of that class, including how to assign your highest ability scores, a background suitable to the class, and starting powers.

Record your level on your character sheet. If you're starting at a higher level, record the additional elements your class gives you for your levels past 1st. Also record your experience points. A 1st-level character has 0 XP. A higher-level character typically begins with the minimum amount of XP required to reach that level (see "Beyond 1st Level" later in this section).

### HIT POINTS AND HIT DICE

Your character's hit points define how tough your character is in combat and other dangerous situations. Your hit points are determined by your Hit Dice (short for Hit Point Dice).

At 1st level, your character has 1 Hit Die, and the die type is determined by your class. You start with hit points equal to the highest roll of that die, as indicated in your class description. (You also add your Constitution modifier, which you'll determine in step 3.) This is also your **hit point maximum**.

Record your character's hit points on your character sheet. Also record the type of Hit Die your character uses and the number of Hit Dice you have. After you rest, you can spend Hit Dice to regain hit points (see "Resting" in the Adventuring section). Whenever you roll a Hit Die to regain hit points, you add your Constitution modifier to the roll.

### PROFICIENCY BONUS

The table that appears in your class description shows your proficiency bonus, which is +2 for a 1st-level character. Your proficiency bonus applies to many of the numbers you'll be recording on your character sheet:

- Attack rolls using weapons you're proficient with
- Attack rolls with powers you cast
- Ability checks using skills you're proficient in
- Ability checks using tools you're proficient with
- Saving throws you're proficient in
- Saving throw DCs for powers you cast (explained in each force- or tech-casting class)

Your class determines your weapon proficiencies, your saving throw proficiencies, and some of your skill and tool proficiencies. (Skills are described in "Using Ability Scores", tools in "Equipment.") Your background gives you additional skill and tool proficiencies, and some species give you more proficiencies. Be sure to note all of these proficiencies, as well as your proficiency bonus, on your character sheet.

Your proficiency bonus can't be added to a single die roll or other number more than once. Occasionally,

your proficiency bonus might be modified (doubled or halved, for example) before you apply it. If a circumstance suggests that your proficiency bonus applies more than once to the same roll or that it should be multiplied more than once, you nevertheless add it only once, multiply it only once, and halve it only once.

### Building Han Solo, Step 2

Han Solo is best depicted as an operative, so we make a note of the operative's proficiencies and 1st-level class features on the character sheet.

As a 1st-level operative, Han has 1 Hit Die—a d8—and starts with hit points equal to 8 + his Constitution modifier. Make a note of this; we will record the final number after we determine Han's Constitution score (see step 3). Also make note of the proficiency bonus for a 1st-level character, which is +2.

## 3. DETERMINE ABILITY SCORES

Much of what your character does in the game depends on his or her six abilities: **Strength, Dexterity, Constitution, Intelligence, Wisdom, and Charisma**. Each ability has a score, which is a number you record on your character sheet.

The six abilities and their use in the game are described in the **Using Ability Scores** chapter. The Ability Score Summary table provides a quick reference for what qualities are measured by each ability, what species increases which abilities, and what classes consider each ability particularly important.

You generate your character's six **ability scores** randomly. Roll four 6-sided dice and record the total of the highest three dice on a piece of scratch paper. Do this five more times, so that you have six numbers. If you want to save time or don't like the idea of randomly determining ability scores, you can use the following scores instead: 15, 14, 13, 12, 10, 8.


Now take your six numbers and write each number beside one of your character's six abilities to assign scores to Strength, Dexterity, Constitution, Intelligence, Wisdom, and Charisma. Afterward, make any changes to your ability scores as a result of your species choice.

After assigning your ability scores, determine your **ability modifiers** using the Ability Scores and Modifiers table. To determine an ability modifier without consulting the table, subtract 10 from the ability score and then divide the result by 2 (round down). Write the modifier next to each of your scores.

### Building Han Solo, Step 3

We will use the standard set of scores (15, 14, 13, 12, 10, 8) for Han's abilities. Han is talented and nimble, so we'll put his highest score, 15, in Dexterity. His next-highest, 14, goes in Charisma. He then applies the 13 to Intelligence, the 12 to Constitution, the 10 to Wisdom and the 8 to Strength. After applying his special benefits (increasing Han's Dexterity by 2, and his Intelligence and Charisma by 1), Han's ability scores and modifiers look like this: Strength 8 (-1), Dexterity 17 (+3), Constitution 12 (+1), Intelligence 14 (+2), Wisdom 10 (+0), Charisma 15 (+2).

We then fill in Han's final hit points: 8 + his Constitution modifier of +1, for a total of 9 hit points.





### VARIANT: CUSTOMIZING ABILITY SCORES

At your Game Master's option, you can use this variant for determining your ability scores. The method described here allows you to build a character with a set of ability scores you choose individually.

You have 27 points to spend on your ability scores. The cost of each score is shown on the Ability Score Point Cost table. For example, a score of 14 costs 7 points. Using this method, 15 is the highest ability score you can end up with, before applying special increases. You can't have a score lower than 8.

This method of determining ability scores enables you to create a set of three high numbers and three low ones (15, 15, 15, 8, 8, 8), a set of numbers that are above average and nearly equal (13, 13, 13, 12, 12, 12), or any set of numbers between those extremes.

#### Ability Score Point Cost

Score	Cost
8	0
9	1
10	2
11	3
12	4
13	5
14	7
15	9

## 4. DESCRIBE YOUR CHARACTER

Once you know the basic game aspects of your character, it's time to flesh him or her out as a person. Your character needs a name. Spend a few minutes thinking about what he or she looks like and how he or she behaves in general terms.

Using the information in the **Personality and Background** chapter, you can flesh out your character's physical appearance and personality traits. Choose your character's **alignment** (the moral compass that guides his or her decisions) and **ideals**. The **Personality and Background** chapter also helps you identify the things your character holds most dear, called **bonds**, and the **flaws** that could one day undermine him or her.

Your character's **background** describes where he or she came from, his or her original occupation, and the character's place in the D&D world. Your GM might offer additional backgrounds beyond the ones included in the Personality and Background section, and might be willing to work with you to craft a background that's a more precise fit for your character concept.

A background gives your character a background feature (a general benefit) and proficiency in two skills, and it might also give you additional languages or proficiency with certain kinds of tools. Record this information, along with the personality information you develop, on your character sheet.

#### Ability Scores and Modifiers

Score	Modifier
1	-5
2-3	-4
4-5	-3
6-7	-2
8-9	-1
10-11	+0
12-13	+1
14-15	+2
16-17	+3
18-19	+4
20-21	+5
22-23	+6
24-25	+7
26-27	+8
28-29	+9
30	+10



### Building Han Solo, Step 4

We then fill in some of Han's basic details: his name, his sex (male), his height and weight, and his alignment (chaotic light). His high Dexterity and Charisma represent his capability and power of presence, and his low Strength represent an unexceptional burliness.

Han is a notorious scoundrel, so we choose the scoundrel background. Make a note of the proficiencies and special feature this background gives. We choose the Silver-Tongued feat for Han's background feat, adding the bonus to Han's Charisma, bring the total to 16, and the modifier to +3.

We know that Han is both daring and rash, and has a propensity to gamble, so we choose the fourth and sixth personality traits. We choose the ideal of independence from the list in the background, noting that Han recognizes no one as his master.

Han's bond is his flight from Jabba the Hutt, so we choose the first option. His flaw is that he often chooses himself and his ship over others, so we choose the sixth option.

### YOUR CHARACTER'S ABILITIES

Take your character's ability scores and species into account as you flesh out his or her appearance and personality. A very strong character with low Intelligence might think and behave very differently from a very smart character with low Strength.

For example, high Strength usually corresponds with a burly or athletic body, while a character with low Strength might be scrawny or plump.

A character with high Dexterity is probably lithe and slim, while a character with low Dexterity might be either gangly and awkward or heavy and thick-fingered.

A character with high Constitution usually looks healthy, with bright eyes and abundant energy. A character with low Constitution might be sickly or frail.

A character with high Intelligence might be highly inquisitive and studious, while a character with low Intelligence might speak simply or easily forget details.

A character with high Wisdom has good judgment, empathy, and a general awareness of what's going on. A character with low Wisdom might be absent-minded, foolhardy, or oblivious.

A character with high Charisma exudes confidence, which is usually mixed with a graceful or intimidating presence. A character with a low Charisma might come across as abrasive, inarticulate, or timid.

## 5. CHOOSE EQUIPMENT

Your class and background determine your character's **starting equipment**, including weapons, armor, and other adventuring gear. Record this equipment on your character sheet. All such items are detailed in the Equipment section. Instead of taking the gear given to you by your class and background, you can purchase your starting equipment. You have a number of **credits** (cr) to spend based on your class, as shown in the Equipment section. Extensive lists of equipment, with prices, also appear in that section.

Your Strength score limits the amount of gear you can carry. Try not to purchase equipment with a total weight (in pounds) exceeding your Strength score times 15. "Using Ability Scores" has more information on carrying capacity.

### ARMOR CLASS

Your **Armor Class** (AC) represents how well your character avoids being wounded in battle. Things that contribute to your AC include the armor you wear, the shield you carry, and your Dexterity modifier. Not all characters wear armor or carry shields, however.

Without armor or a shield, your character's AC equals 10 + his or her Dexterity modifier. If your character wears armor, carries a shield, or both, calculate your AC using the rules in the Equipment section. Record your AC on your character sheet.

Your character needs to be proficient with armor and shields to wear and use them effectively, and your armor and shield proficiencies are determined by your class. There are drawbacks to wearing armor or carrying a shield if you lack the required proficiency, as explained in the Equipment section.

Some powers and class features give you a different way to calculate your AC. If you have multiple features that give you different ways to calculate your AC, you choose which one to use.

### WEAPONS

For each weapon your character wields, calculate the modifier you use when you attack with the weapon and the damage you deal when you hit.

When you make an attack with a weapon, you roll a d20 and add your proficiency bonus (but only if you are proficient with the weapon) and the appropriate ability modifier.

- For attacks with **melee weapons**, use your Strength modifier for attack and damage rolls. A weapon that has the finesse property, such as a vibrorapier, can use your Dexterity modifier instead.
- For attacks with **ranged weapons**, use your Dexterity modifier for attack and damage rolls. A weapon that has the thrown property, such as a vibrodagger, can use your Strength modifier instead.

### Building Han Solo, Step 5

We now write down the starting equipment from the operative class and the scoundrel background. His starting equipment includes a combat suit, giving him an Armor Class of 14.

For Han's weapons, we choose a vibrodagger and a light pistol. His light pistol is a ranged weapon, and the vibrodagger has the finesse property, so Han uses his Dexterity modifier for his attacks and damage. His attack bonus is his Dexterity modifier (+3) plus his proficiency bonus (+2), for a total of +5. The light pistol deals 1d4 energy damage, and Han adds his Dexterity modifier to the damage when he hits, for a total of 1d4+3 energy damage. The vibrodagger deals the same amount of damage, but is kinetic instead of energy.



## 6. COME TOGETHER

Most *Star Wars* characters don't work alone. Each character plays a role within a **party**, a group of adventurers working together for a common purpose. Teamwork and cooperation greatly improve your party's chances to survive the many perils in the worlds of *Star Wars*. Talk to your fellow players and your GM to decide whether your characters know one another, how they met, and what sorts of quests the group might undertake.

### BEYOND 1ST LEVEL

As your character goes on adventures and overcomes challenges, he or she gains experience, represented by experience points. A character who reaches a specified experience point total advances in capability. This advancement is called gaining a level.

### CLASS FEATURES AND HIT DICE

When your character gains a level, his or her class often grants additional features, as detailed in the class description. Some of these features allow you to increase your ability scores, either increasing two scores by 1 each or increasing one score by 2. You can't increase an ability score above 20. In addition, every character's proficiency bonus increases at certain levels.

Each time you gain a level, you gain 1 additional Hit Die. Roll that Hit Die, add your Constitution modifier to the roll, and add the total to your hit point maximum. Alternatively, you can use the fixed value shown in your class entry, which is the average result of the die roll (rounded up).

### Character Advancement

Experience Points	Level	Proficiency Bonus
0	1	+2
300	2	+2
900	3	+2
2,700	4	+2
6,500	5	+3
14,000	6	+3
23,000	7	+3
34,000	8	+3
48,000	9	+4
64,000	10	+4
85,000	11	+4
100,000	12	+4
120,000	13	+5
140,000	14	+5
165,000	15	+5
195,000	16	+5
225,000	17	+6
265,000	18	+6
305,000	19	+6
355,000	20	+6

When your Constitution modifier increases by 1, your hit point maximum increases by 1 for each level you have attained. For example, if your 7th-level soldier has a Constitution score of 17, when he reaches 8th level, he increases his Constitution score from 17 to 18, thus increasing his Constitution modifier from +3 to +4. His hit point maximum then increases by 8.

### XP AND PROFICIENCY BONUS PROGRESSION

The Character Advancement table summarizes the XP you need to advance in levels from level 1 through level 20, and the proficiency bonus for a character of that level. Consult the information in your character's class description to see what other improvements you gain at each level.









## CHAPTER 2: SPECIES

**A** VISIT TO ANY OF THE GREAT CITIES IN THE WORLDS OF *Star Wars* overwhelms the senses. Voices chatter in countless different languages. The smells of cooking in dozens of different cuisines mingle with the odors of crowded streets and poor sanitation. Buildings in myriad architectural styles display the diverse origins of their inhabitants.

And the people themselves—people of varying size, shape, and color, dressed in a dazzling spectrum of styles and hues—represent many different species, from diminutive bothans and stalwart cereans to majestic twi'leks and towering wookiees, mingling among a variety of human ethnicities.

Scattered among the members of these more common species are the true exotics: a hulking besalisk here, pushing his way through the crowd, and a sly chiss there, lurking in the shadows with mischief in her eyes. A group of jawas chatters as one of them activates a clever mechanical toy that moves of its own accord. Zabraks and devaronians live and work alongside humans, without fully belonging. And there, well out of the sunlight, is a lone dros—a fugitive from the the Galactic Republic, trying to make his way in a world.

### CHOOSING A SPECIES

Humans are the most common people in the worlds of *Star Wars*, but they live and work alongside ithorians, kiffar, mirialan, and countless other fantastic species. Your character belongs to one of these peoples.

Your choice of species affects many different aspects of your character. It establishes fundamental qualities that exist throughout your character's adventuring career. When making this decision, keep in mind the kind of character you want to play. For example, a bothan can be a good choice for a sneaky operative, a wookiee makes a tough berserker, and a twi'lek can be a master of the Force.

Your character species not only affects your ability scores and traits but also provides the cues for building your character's story. Each species' description in this chapter includes information to help you roleplay a character of that species, including personality, physical appearance, features of society, and special alignment tendencies. These details are suggestions to help you think about your character; adventurers can deviate widely from the norm for their species. It's worthwhile to consider why your character is different, as a helpful way to think about your character's background and personality.

### SPECIAL TRAITS

The description of each species includes special traits that are common to members of that species. The following entries appear among the traits of most species.

#### ABILITY SCORE INCREASE

Every species increases one or more of a character's ability scores.

#### AGE

The age entry notes the age when a member of the species is considered an adult, as well as the species' expected lifespan. This information can help you decide how old your character is at the start of the game. You can choose any age for your character, which could provide an explanation for some of your ability scores. For example, if you play a young or very old character, your age could explain a particularly low Strength or Constitution score, while advanced age could account for a high Intelligence or Wisdom.

#### ALIGNMENT

Most species have tendencies toward certain alignments, described in this entry. These are not binding for player characters, but considering why your sith pureblood follows the light side, for example, in defiance of the Sith Empire can help you better define your character.

#### SIZE


Characters of most species are Medium, a size category including creatures that are roughly 4 to 8 feet tall. Members of a few species are Small (between 2 and 4 feet tall), which means that certain rules of the game affect them differently. The most important of these rules is that Small characters have trouble wielding heavy weapons and heavy shields, as explained in chapter 6.

#### SPEED

Your speed determines how far you can move when traveling (chapter 8) and fighting (chapter 9).

#### LANGUAGES

By virtue of your species, your character can speak, read, and write certain languages. Each species typically speaks, or at least understands, Galactic Basic as well as having a unique language of their own. Chapter 4 lists the most common languages of the *Star Wars* universe.



## BITH

### VISUAL CHARACTERISTICS

<i>Skin Color</i>	Green, pink, white, or yellow
<i>Hair Color</i>	None
<i>Eye Color</i>	Black
<i>Distinctions</i>	Large cranium, acute senses of smell and hearing

### PHYSICAL CHARACTERISTICS

<i>Height</i>	4'9"	+2d6"
<i>Weight</i>	100 lb.	x(2d4) lb.

### SOCIOCULTURAL CHARACTERISTICS

<i>Homeworld</i>	Clak'dor VII
<i>Language</i>	Bith

## BIOLOGY AND APPEARANCE

Bith are craniopods with pale pink, yellow, or green skin, large heads, large lidless eyes, toeless feet, and long fingers. Their thumb and small finger were both fully opposable. The bith's internal systems are different from most humanoids, as the bith have only one lung, and exhale through their skin. Bith also lack a proper nose, instead having highly sensitive olfactory organs hidden in the skin-flaps of their cheeks.

The other bith senses are also acute. Bith can sense the tonal qualities of sound as well as other species sensed colors. Their eyes, as big as a Menahuun's, can see microscopic details of nearby objects, but are extremely nearsighted as a result. An interesting side effect of their incredible sensors is the effect of sonic grenades, or screamers, on them. It is described as causing their heads to explode. Similarly, bith have high manual dexterity which helps them manipulate fine tools, though their physical prowess with gross motor skills was only average.

## SOCIETY AND CULTURE

Bith are one of the galaxy's most ancient civilizations, with a history going back millions of years. This antiquity garners respect in certain quarters, such as among the Gree, who gave them more respect than other, "younger" species. Their society is highly regimented, with everything from mate selection to political leadership controlled by sophisticated computer programs.

## NAMES

Bith names are quite diverse. Some names look complicated and difficult to pronounce, while others are quite simple.

**Male Names.** Fedu, Jenkiss, Kabadons, Ph'teumkiass

**Female Names.** Duhia, F'hubama, R'hothal, Thidus

**Surnames.** D'intes, Hern, K'sarorn, Nimum, Rumo



## BITH TRAITS

As a bith, you have the following special traits.

**Ability Score Increase.** Your Intelligence score increases by 2, and your Dexterity score increases by 1.

**Age.** Bith reach adulthood in their late teens and live less than a century.

**Alignment.** Biths' benevolent nature causes them to tend toward the light side, though there are exceptions.

**Size.** Bith typically stand 5 to 6 feet tall and generally weigh about 120 lbs. Regardless of your position in that range, your size is Medium.

**Speed.** Your base walking speed is 30 feet.

**Detail Oriented.** You are practiced at scouring for details. You have advantage on Intelligence (Investigation) checks within 5 feet.

**Keen Hearing and Smell.** You have advantage on Wisdom (Perception) checks that involve hearing or smell.

**Musician.** You are proficient in one musical instrument of your choice.

**Programmer.** Whenever you make an Intelligence (Technology) check related to computers, you are considered to have expertise in the Technology skill.

**Languages.** You can speak, read, and write Galactic Basic, Bith, and one more language of your choice.



## BOTHAN

### VISUAL CHARACTERISTICS

<i>Skin Color</i>	Brown
<i>Hair Color</i>	Black, brown, or gray (with age)
<i>Eye Color</i>	Brown or green
<i>Distinctions</i>	Diminutive stature, mood-sensitive fur

### PHYSICAL CHARACTERISTICS

<i>Height</i>	4'3"	+2d4"
<i>Weight</i>	60 lb.	x(2d4) lb.

### SOCIOCULTURAL CHARACTERISTICS

<i>Homeworld</i>	Bothawui
<i>Language</i>	Bothese

## BIOLOGY AND APPEARANCE

Bothans are a short species of furry humanoids. Bothans are covered in fur which shifted in response to their emotional state by way of gentle ripples. It is this trait, named Wrendui, that betrays them when members of their kind intend to be duplicitous in their dealings with others. They possess tapered pointed ears, and both males and females were known to sport beards.

Bothans are able to interbreed with the other species, though it is rare that they do so. Such hybrids somewhat resembled baseline humans with haunches, hooves, fur, pointed ears and a long tail.

## SOCIETY AND CULTURE

Bothan culture is guided by the philosophy and principles from the ancient text known as The Way, written by Golm Fervse'dra. In this "Bothan Way", the pursuit of power and influence is paramount. Thus, individual bothans put their own political and economic success above all other concerns, and as a species, bothans put their own advancement ahead of other intergalactic interests. The volume of backstabbing, subtle character assassination and political maneuvering in bothan society is dizzying, and results in many species stereotyping bothans as untrustworthy. In fact, most bothans are habitually paranoid, believing that anyone who's not working with them, is working against them. In times of crisis, the focus of bothan society shifts to a survivalist state known as "ar'krai". When engaged in ar'krai, all fit bothans volunteer to defend their species from impending extinction.

## NAMES

Male bothan names are often trickier while female's are soft. Surnames are familial.

**Male Names.** Garc, Hibriak, Nith, Tramom, Ventagt

**Female Names.** Ceeriah, Dhaim, Gnam, Meenn, Vit

**Surnames.** Bwif'livi, Gra'kit, Hia'faitu, Main'dil



## BOTHAN TRAITS

As a bothan, you have the following special traits.

**Ability Score Increase.** Your Intelligence score increases by 2, and your Dexterity score increases by 1.

**Age.** Bothans reach adulthood in their late teens and live less than a century.

**Alignment.** Bothans' duplicitous nature causes them to tend toward the dark side, though there are exceptions.

**Size.** Bothans stand 4-5 feet tall and weigh under 100 pounds. Regardless of your position in that range, your size is Medium.

**Speed.** Your base walking speed is 30 feet.

**Naturally Stealthy.** You can attempt to hide even when you are obscured only by a creature that is your size or larger than you.

**Nimble Escape.** You can take the Disengage or Hide action as a bonus action on each of its turns.

While bothans are suitable for many classes, they most iconically fit as operatives. The **Nimble Escape** special trait heavily overlaps with the operative's **Cunning Action** feature, however, making this species/class combination counterintuitive. If, during the character creation part of your game, a player decides to make a bothan operative, consider letting them use the following feature instead:

**Versatile Expertise.** You gain proficiency in one skill of your choice. You gain expertise in one skill of your choice in which you are proficient.

**Shrewd.** You are proficient in the Insight and Deception skills.

**Languages.** You can speak, read, and write Galactic Basic and Bothese. Bothese had a great influence on the forming of Galactic Basic; the two languages share many cognates.

## CATHAR

### VISUAL CHARACTERISTICS

<i>Skin Color</i>	Gold to yellow-brown with dark stripes
<i>Hair Color</i>	Brown, black, or grey
<i>Eye Color</i>	Yellow or brown
<i>Distinctions</i>	Lion-like features

### PHYSICAL CHARACTERISTICS

<i>Height</i>	4'9"	+2d12"
<i>Weight</i>	130 lb.	x(2d4) lb.

### SOCIOCULTURAL CHARACTERISTICS

<i>Homeworld</i>	Cathar
<i>Language</i>	Catharese

## BIOLOGY AND APPEARANCE

The Cathar have fur-covered bodies with thick manes as well as prominent, retractable claws that can deliver powerful killing attacks on foes and prey. Their bodies also possess rapid healing abilities. These traits make them the perfect hand-to-hand specialists.

The Cathar species also has two subspecies, known as the Juhani and the Myr Rho. Both of these are notably less catlike than mainline Cathar. Cathar are born into a litter. The Cathar species is biologically similar to the Bothan species.

## SOCIETY AND CULTURE

On their homeworld, Cathar live in cities built into giant trees, and are organized into clans governed by elders. Stories of their great heroes were often carved into the trunks of these tree-homes for following generations to see. The Cathar mate for life, to the extent that when one mate dies, the survivor never has a relationship with another. Cathar clan society includes great pageants and celebrations, especially for their heroes. Their religion includes a ritual known as the "Blood Hunt," in which Cathar warriors individually engaged in combat against entire nests of Kiltik in order to gain honor and purge themselves of inner darkness. The native language of the Cathar is Catharese, which included the emphasis of some spoken words with a growl.

## NAMES

Cathar names can sound both melodic and fairly guttural, but they almost always sound strong and fierce. Female names are typically longer than male names. Surnames are usually one syllable.

**Male Names.** Crurbirr, Isyrr, Nynorr, Suro, Tukarr

**Female Names.** Cuwin, Jyvohr, Mulahr, Solyri

**Surnames.** Jin, Ki, Mak, Rhir, Ta



## CATHAR TRAITS

As a cathar, you have the following special traits.

**Ability Score Increase.** Your Dexterity score increases by 2, and your Charisma score increases by 1.

**Age.** Cathar reach adulthood in their late teens and live less than a century.

**Alignment.** Cathar tend toward no particular alignment. The best and worst are found among them.

**Size.** Cathar range from 5 to 7 feet tall, and can weigh up to 300 lbs. Regardless of your position in that range, your size is Medium.

**Speed.** Your base walking speed is 30 feet.

**Cat's Claws.** You have a climbing speed of 20 feet. Additionally, your unarmed strikes deal 1d4 kinetic damage and have the finesse property.

**Cat's Talent.** You have proficiency in the Perception and Stealth skills.

**Darkvision.** You have a cat's keen senses, especially in the dark. You can see in dim light within 60 feet of you as if it were bright light, and in darkness as if it were dim light. You can't discern color in darkness, only shades of gray.

**Leonine Agility.** Your reflexes and agility allow you to move with a burst of speed. When you move on your turn in combat, you can double your speed until the end of the turn. Once you use this trait, you can't use it again until you move 0 feet on one of your turns.

**Languages.** You can speak, read, and write Galactic Basic and Catharese.



## CEREAN

### VISUAL CHARACTERISTICS

<i>Skin Color</i>	Light tones
<i>Hair Color</i>	Blond, brown, or white (usually with age)
<i>Eye Color</i>	Yellow
<i>Distinctions</i>	Cone-like skull, binary brain

### PHYSICAL CHARACTERISTICS

<i>Height</i>	5'8"	+2d8"
<i>Weight</i>	120 lb.	x(2d4) lb.

### SOCIOCULTURAL CHARACTERISTICS

<i>Homeworld</i>	Cerea
<i>Language</i>	Cerean

## BIOLOGY AND APPEARANCE

The Cereans' enlarged skulls, extending above their foreheads, house complex binary brains, provided with sufficient blood by an extra heart in their heads. The binary structure of Cerean thinking helps them to ponder two sides of an issue at once. It also enables them to process information and solve problems rapidly and provides a highly advanced capacity for concentration and meditation. Because of their thoughtful nature, they tend to be calm, rational and analytical, preferring peaceful philosophies and a lifestyle which works in harmony with nature. Though the quick-thinking Cereans have equally quick reflexes, they are commonly not as well coordinated as humans.

## SOCIETY AND CULTURE

Cereans developed a low-tech society on their homeworld and prefer to live in isolation from the wider galaxy. Preserving the natural beauty of Cerea, the planet is home to many Outsider Citadels where it is permissible to use offworld technology, though it could not be removed from the Citadel. Meditation is a core part of a Cerean's daily rituals, with many employing specially-forged kasha crystals as a focusing tool. By focusing one's thoughts while in contact with such crystals, distractions are eliminated, creating an exceptional meditation environment. Cerean Jedi sometimes incorporate these crystals into their lightsabers, providing great focus, even during intense physical combat.

## NAMES

Cerean male first names are often hyphenated, while females are not. Surnames are familial.

**Male Names.** Ji-Cheelia, Ki-Adi, Pick-toh, Sauli-Fanz

**Female Names.** Dreash, Kilniavy, Melm, Rharoht

**Surnames.** Codux, Emkom, Kyureft, Lonnik, Mundi



## CEREAN TRAITS

As a cerean, you have the following special traits.

**Ability Score Increase.** Your Intelligence score increases by 2, and your Wisdom score increases by 1.

**Age.** Cereans reach adulthood in their late teens and live less than a century.

**Alignment.** Cereans' altruistic nature causes them to tend toward the light side, though there are exceptions.

**Size.** Cereans typically stand between 6 and 7 feet tall and weigh about 150 lbs. Regardless of your position in that range, your size is Medium.

**Speed.** Your base walking speed is 30 feet.

**Closed Mind.** Cereans have a natural attunement for the Force, which makes them resistant to its powers. You have advantage on Wisdom and Charisma saving throws against force powers.

**Intuitive Initiative.** You can choose to reroll Initiative checks, but you must use the new roll.

**Perceptive.** You have proficiency in Perception.

**Strong-Legged.** When you make a long jump, you can cover a number of feet up to twice your Strength score. When you make a high jump, you can leap a number of feet up into the air equal to 3 + twice your Strength modifier.

**Trance.** You only need 3 hours of sleep during a long rest to gain its benefits, instead of 6. Additionally, if your long rest would be interrupted, you only need to complete the long rest instead of restarting it to gain its benefits.

**Languages.** You can speak, read, and write Galactic Basic and Cerean. Cerean is characterized by its gravelly sounds.

## CHISS

### VISUAL CHARACTERISTICS

<i>Skin Color</i>	Blue or silver
<i>Hair Color</i>	Black, blue, or silver
<i>Eye Color</i>	Red
<i>Distinctions</i>	Glowing red eyes, above-average night vision

### PHYSICAL CHARACTERISTICS

<i>Height</i>	4'11"	+2d10"
<i>Weight</i>	110 lb.	x(2d4) lb.

### SOCIOCULTURAL CHARACTERISTICS

<i>Homeworld</i>	Csilla
<i>Language</i>	Cheunh

### BIOLOGY AND APPEARANCE

The chiss are a near-human species distinguished by their blue skin and glowing red eyes. Genetic analysis indicate that they are an offshoot of humanity, and it is believed that moving underground led to a divergence between them and baseline Humans. Their blue skin, jet black hair and red eyes generally command attention; these features make them physically striking and instantly recognizable.


### SOCIETY AND CULTURE

Chiss society is highly structured and ordered with the rule of law being enforced by a group of four affiliations known as the Ruling Families: the Csapla, Nuruodo, Inrokini and Sabosen. These are not biological family groupings but instead different branches of their government. Every chiss claims affiliation to one of the four families, as determined by both tradition and place of birth. The family names are more of a cultural holdover; the bloodlines had grown so co-meddled that any chiss could claim affiliation to any of the ruling families. In spite of the outward impression of calm and order that the chiss like to project to outsiders, there were evidently tensions within the Families; political assassinations are a real part of chiss political life for the Ruling Families.

### NAMES

A chiss true-name has 3 parts, each separated by an apostrophe. The first part is their family name, the second part is their root name, and the third part is their occupation. Chiss rarely share their true-name with non-chiss, and usually go by their root name. Male and female names do not significantly deviate.

**Names.** Crorcu'ecuk'unist, Dash'esoru'ishur, Jerd'ecer'lonii, Kisk'egauw'eqhi, Marag'aliphil'eduo, Pommo'icuate'nlerme, Vornu'wuzi'lardim



### CHISS TRAITS

As a chiss, you have the following special traits.

**Ability Score Increase.** Your Intelligence score increases by 2, and your Charisma score increases by 1.

**Age.** Chiss reach adulthood in their late teens and live less than a century.

**Alignment.** Chiss' tactical and selfish nature cause them to tend toward lawful dark side, though there are exceptions.

**Size.** Chiss typically stand between 5 and 6 feet tall and weigh about 160 lbs. Regardless of your position in that range, your size is Medium.

**Speed.** Your base walking speed is 30 feet.

**Tech Resistance.** Growing up around technology leaves an impact on chiss. You have advantage on Dexterity and Intelligence saving throws against tech powers.

**Darkvision.** You have a keen eyesight, especially in the dark. You can see in dim light within 120 feet of you as if it were bright light, and in darkness as if it were dim light. You can't discern color in darkness, only shades of gray.

**Martial Proficiency.** You have proficiency with light and medium armor as well as the blaster pistol and sniper rifle.

**Languages.** You can speak, read, and write Galactic Basic and Cheunh. Cheunh is a complex language that is difficult for non-chiss to learn. Chiss take pride in this difficulty.



## DEVARONIAN

### VISUAL CHARACTERISTICS

<i>Skin Color</i>	Red, pink, brown, or white
<i>Hair Color</i>	Brown, black, or white
<i>Eye Color</i>	Black
<i>Distinctions</i>	Horns or horn spots, long pointed ears

### PHYSICAL CHARACTERISTICS

<i>Height</i>	4'10"	+2d8"
<i>Weight</i>	120 lb.	x(2d4) lb.

### SOCIOCULTURAL CHARACTERISTICS

<i>Homeworld</i>	Devaron
<i>Language</i>	Devaronese

## BIOLOGY AND APPEARANCE

A bipedal mammalian species, Devaronians evolved in the dense jungles of Devaron as a hunter-gatherer species. Their bodies are denser than most humanoids' and as a result they were heavier than their appearance would tend to indicate. Devaronians have silver-based blood, which appears thick and black when exposed. They possess a unique blood filtration and cleansing system which processes through two livers. Because their bodies are constantly cleansed of toxins and carcinogens, the species is highly resistant to poison. To this end, sulfur is used as a stimulant on Devaron to enhance speed and strength, because inhaling it causes the substance to enter the bloodstream rapidly. Their livers struggle to eliminate sulfur from their system, meaning that long-term use can be dangerous.

## SOCIETY AND CULTURE

Devaronian males are driven by an urge to wander, usually taking the first opportunity to move on from one place to another; they are often found traveling the galaxy as tramp freighter captains and scouts. Female Devaronians, on the other hand, are content to remain in a single location, raising the young and running the government of Devaron. The males send money back to their homeworld to support their families, but otherwise hardly ever return. The females are content with this arrangement, as they tend to view the restless males as disruptive to home life.

## NAMES

Devaronian names are dark, complex and often guttural, with some harsher tones mixed in here and there.

**Male Names.** Cir, Gremegris, Keirtihk, Kucx, Niruhk

**Female Names.** Crilnuy, Ghal, Milma, Nola, Taoluel

**Surnames.** Breiz, Droddost, G'vaulnel, Raokt



## DEVARONIAN TRAITS

As a devaronian, you have the following special traits.

**Ability Score Increase.** Your Constitution score increases by 2, and your Charisma score increases by 1.

**Age.** Devaronians reach adulthood in their late teens and live less than a century.

**Alignment.** Devaronians' greediness causes them to tend toward chaotic balanced, though there are exceptions.

**Size.** Devaronians typically stand between 5 and 6 feet tall and weigh about 160 lbs. Regardless of your position in that range, your size is Medium.

**Speed.** Your base walking speed is 30 feet.

**Jungle Dweller.** Growing up in the jungles of Devaron has left an impact. You are proficient in Survival. Additionally, you don't treat jungle terrain as difficult terrain.

**Tech Resistance.** Growing up around technology leaves an impact on devaronians. You have advantage on Dexterity and Intelligence saving throws against tech powers.

**Two Livers.** Devaronians have two livers, which makes them adept at filtering toxins. You have advantage on saving throws against poison, and you have resistance against poison damage (explained in chapter 9).

**Languages.** You can speak, read, and write Galactic Basic and Devaronese. Devaronese is characterized by grunts and grumbles. It is rare to hear a Devaronian speak it anywhere other than their homeworld of Devaron.

## DROID, CLASS I

### VISUAL CHARACTERISTICS

<i>Color Scheme</i>	Typically metallic
<i>Distinctions</i>	Human-like size, slow speed, specialized knowledge

### PHYSICAL CHARACTERISTICS

<i>Height</i>	4'5	+2d10"
<i>Weight</i>	115 lb.	x(2d4) lb.

### CREATION CHARACTERISTICS

<i>Manufacturer</i>	Cybot Galactica, Industrial Automaton
<i>Primary Language</i>	Varies based on location

### PLAYERS AS DROIDS

Work with your GM to determine if playing as a droid is appropriate for your campaign. Droids are impervious to many effects and vulnerable to others. If your GM approves this choice of species, Work with them to determine your droids designation, name, and appearance. If you want to play a different type of droid, work with your GM to find suitable traits to realize your character.

## APPEARANCE

Class I droids are typically vaguely human-like in both shape and size, standing at around 6 feet, although some are smaller. They are usually a polished metallic color, though this can vary based on tasks for which they are created, their affiliation, or quirks of their owner.

## UTILITY


Class I droids are programmed for the mathematical, medical, or physical sciences. Subcategories of the first degree are medical droids, biological science droids, physical science droids, and mathematics droids.

Medical droids, also known as meddroids, med droids, medical units or surgical droids are a type of droid designed to heal living beings, and are the most commonly found Class I droids.

## NAMES

Droids are typically called by their designation, given to them when they are created, or some affectation given to them by their owner. Often this affectation is a play on their designation. Occasionally, noteworthy droids will earn monikers based on their accomplishments.

**Designations (Names).** 2MED2 (Toomedtoo), GH-7 (Geeaych-Seven), TX-20 (Tee-Ex Twenty)



## CLASS I DROID TRAITS

As a class I droid, you have the following special traits.

**Ability Score Increase.** Your Intelligence score increases by 2, and your Wisdom or Charisma score increases by 1.

**Age.** Droids don't age, though they require maintenance to retain functionality.

**Alignment.** Droids tend toward no particular alignment. The best and worst are found among them.

**Size.** Class I droids stand between 5 and 6 feet tall and weigh about 170 lbs. Regardless of your position in that range, your size is Medium.

**Speed.** Your base walking speed is 25 feet.

**Type.** Your creature type is droid.

**Armor Integration.** You can not wear armor, but you can have the armor professionally integrated into your chassis over the course of a long rest. This work must be done by someone proficient with astrotech's implements. You must be proficient in armor in order to have it integrated.

**Droid Resistances.** You are resistant to necrotic, poison, and psychic damage, and are immune to poison and disease.

**Droid Systems.** You do not need to eat or drink. Additionally, you no longer require a tech focus to cast tech powers.

**Droid Vulnerabilities.** You are vulnerable to ion damage. Additionally, you have disadvantage on saving throws against effects that would deal ion or lightning damage.

**Force-Insensitive.** While droids can be manipulated by many force powers, they can not sense the Force. You can not use force powers or take levels in forecasting classes.

**Knowledge Protocol.** You have proficiency in two Intelligence, Wisdom, or Charisma skills of your choice.

**Maintenance Mode.** Rather than sleep, you must spend 3 hours performing routine maintenance during a long rest to gain its benefits, during which you have disadvantage on Wisdom (Perception) checks. Additionally, if your long rest would be interrupted, you only need to complete the long rest instead of restarting it.

**Rapid Reconstruction.** You are built with internal repair mechanisms. As a bonus action, you can choose to spend one of your Hit Dice to recover hit points.

**Languages.** You can speak, read, and write Galactic Basic and one language of your choice. You can understand spoken and written Binary, but you can not speak it.



## DROID, CLASS II

### VISUAL CHARACTERISTICS

<i>Color Scheme</i>	Varies
<i>Distinctions</i>	Retractable arms, integrated tools, diminutive size

### PHYSICAL CHARACTERISTICS

<i>Height</i>	2'5"	+2d8"
<i>Weight</i>	60 lb.	x1 lb.

### CREATION CHARACTERISTICS

<i>Manufacturer</i>	Aratech Repulsor Company, Industrial Automaton
<i>Primary Language</i>	Binary

### PLAYERS AS DROIDS

Work with your GM to determine if playing as a droid is appropriate for your campaign. Droids are impervious to many effects and vulnerable to others. If your GM approves this choice of species, Work with them to determine your droids designation, name, and appearance. If you want to play a different type of droid, work with your GM to find suitable traits to realize your character.

## APPEARANCE

Class II droids are typically small, standing between two and four feet. Their form and color scheme vary based on tasks for which they are created, their affiliation, or quirks of their owner.

They are noteworthy for their distinct, function-oriented form.

## UTILITY

Class II droids are programmed for engineering and other technical sciences. They differ from class one droids because they apply the science to real-life situations. Class II droids are rarely equipped with Basic vocabulators, instead communicating through Binary. There are five subcategories of class II droids. Astromech, exploration, environmental, engineering, and maintenance droids are all class II droids.

## NAMES

Droids are typically called by their designation, given to them when they are created, or some affectation given to them by their owner. Often this affectation is a play on their designation. Occasionally, noteworthy droids will earn monikers based on their accomplishments.

**Designations (Names).** BB-5 (Beebees), CH-33P (Cheep), OC-JK14 (Seejay), PT-7 (Poot), RG-G1 (G-G)



## CLASS II DROID TRAITS

As a class II droid, you have the following special traits.

**Ability Score Increase.** Your Intelligence score increases by 2, and your Dexterity or Wisdom score increases by 1.

**Age.** Droids don't age, though they require maintenance to retain functionality.

**Alignment.** Droids tend toward no particular alignment. The best and worst are found among them.

**Size.** Class II droids stand 2 to 4 feet tall and weigh about 70 lbs. Regardless of your position in that range, your size is Small.

**Speed.** Your base walking speed is 25 feet.

**Type.** Your creature type is droid.

**Armor Integration.** You can not wear armor, but you can have the armor professionally integrated into your chassis over the course of a long rest. This work must be done by someone proficient with astrotech's implements. You must be proficient in armor in order to have it integrated.

**Droid Resistances.** You are resistant to necrotic, poison, and psychic damage, and are immune to poison and disease.

**Droid Systems.** You do not need to eat or drink. Additionally, you no longer require a tech focus to cast tech powers.

**Droid Vulnerabilities.** You are vulnerable to ion damage. Additionally, you have disadvantage on saving throws against effects that would deal ion or lightning damage.

**Force-Insensitive.** While droids can be manipulated by many force powers, they can not sense the Force. You can not use force powers or take levels in forecasting classes.

**Integrated Engineering.** You have proficiency in one specialist's kit of your choice. The chosen kit is integrated into your chassis, and can not be removed while you are conscious.

**Maintenance Mode.** Rather than sleep, you must spend 3 hours performing routine maintenance during a long rest to gain its benefits, during which you have disadvantage on Wisdom (Perception) checks. Additionally, if your long rest would be interrupted, you only need to complete the long rest instead of restarting it.

**Rapid Reconstruction.** You are built with internal repair mechanisms. As a bonus action, you can choose to spend one of your Hit Dice to recover hit points.

**Skill Protocol.** You have proficiency in two skills of your choice.

**Undersized.** Your small stature makes it hard for you to wield bigger weapons. You can't use heavy shields. Additionally, you can't use martial weapons with the two-handed property unless it also has the light property, and if a martial weapon has the versatile property, you can only wield it in two hands.

**Languages.** You can speak, read, and write Binary. You can understand spoken and written Galactic Basic and one language of your choice, but you can not speak them.

## DROID, CLASS III

### VISUAL CHARACTERISTICS

<i>Color Scheme</i>	Typically metallic
<i>Distinctions</i>	Human-like size, shuffling gait, typically talkative

### PHYSICAL CHARACTERISTICS

<i>Height</i>	5'6"	+2d4"
<i>Weight</i>	120 lb.	x(2d6) lb.

### CREATION CHARACTERISTICS

<i>Manufacturer</i>	Cybot Galactica, Industrial Automaton
<i>Primary Language</i>	Varies based on location

### PLAYERS AS DROIDS

Work with your GM to determine if playing as a droid is appropriate for your campaign. Droids are impervious to many effects and vulnerable to others. If your GM approves this choice of species, Work with them to determine your droids designation, name, and appearance. If you want to play a different type of droid, work with your GM to find suitable traits to realize your character.

## APPEARANCE

Class III droids are typically human-like in both shape and size, standing at around 6 feet. They are usually a polished metallic color, though this can vary based on tasks for which they are created, their affiliation, or quirks of their owner.

They are noteworthy for their slow, shuffling gait and typically overly talkative nature.

## UTILITY

Class III droids are programmed to interact with humans. They are said to be the most advanced droids ever invented. Protocol, servant, tutor, and child care droids are all class III droids.

They are usually equipped with protocol chips which give them the cognitive functionality to engage socially.

## NAMES

Droids are typically called by their designation, given to them when they are created, or some affectation given to them by their owner. Often this affectation is a play on their designation. Occasionally, noteworthy droids will earn monikers based on their accomplishments.

**Designations (Names).** K-OHN (Kone), I-5YQ (I-Five), O-MR1 (Omri), TC-14 (Teese Fourteen)



## CLASS III DROID TRAITS

As a class III droid, you have the following special traits.

**Ability Score Increase.** Your Charisma score increases by 2, and your Intelligence or Wisdom score increases by 1.

**Age.** Droids don't age, though they require maintenance to retain functionality.

**Alignment.** Droids tend toward no particular alignment. The best and worst are found among them.

**Size.** Class III droids stand around the height of humans and weigh about 150 lbs. Regardless of your position in that range, your size is Medium.

**Speed.** Your base walking speed is 25 feet.

**Type.** Your creature type is droid.

**Armor Integration.** You can not wear armor, but you can have the armor professionally integrated into your chassis over the course of a long rest. This work must be done by someone proficient with astrotech's implements. You must be proficient in armor in order to have it integrated.

**Droid Resistances.** You are resistant to necrotic, poison, and psychic damage, and are immune to poison and disease.

**Droid Systems.** You do not need to eat or drink. Additionally, you no longer require a tech focus to cast tech powers.

**Droid Vulnerabilities.** You are vulnerable to ion damage. Additionally, you have disadvantage on saving throws against effects that would deal ion or lightning damage.

**Force-Insensitive.** While droids can be manipulated by many force powers, they can not sense the Force. You can not use force powers or take levels in forecasting classes.

**Knowledge Protocol.** You have proficiency in the Lore skill.

**Maintenance Mode.** Rather than sleep, you must spend 3 hours performing routine maintenance during a long rest to gain its benefits, during which you have disadvantage on Wisdom (Perception) checks. Additionally, if your long rest would be interrupted, you only need to complete the long rest instead of restarting it.

**Rapid Reconstruction.** You are built with internal repair mechanisms. As a bonus action, you can choose to spend one of your Hit Dice to recover hit points.

**Languages.** You can speak, read, and write all registered languages.



## DROID, CLASS IV

### VISUAL CHARACTERISTICS

<i>Color Scheme</i>	Varies
<i>Distinctions</i>	Variable size, combat-designed nature, often humanoid

### PHYSICAL CHARACTERISTICS

<i>Height</i>	5'2"	+2d8"
<i>Weight</i>	110 lb.	x(2d4) lb.

### CREATION CHARACTERISTICS

<i>Manufacturer</i>	Holowan Mechanicals, Uxiol Droid Manufacturing
<i>Primary Language</i>	Galactic Basic

### PLAYERS AS DROIDS

Work with your GM to determine if playing as a droid is appropriate for your campaign. Droids are impervious to many effects and vulnerable to others. If your GM approves this choice of species, Work with them to determine your droids designation, name, and appearance. If you want to play a different type of droid, work with your GM to find suitable traits to realize your character.

## APPEARANCE

Class IV droids are typically human-like in both shape and size, though there are many advanced models (such as droidekas) that forgo this standardization. They are usually colored to match their affiliation, though personally owned class IV droids might not be. Certain models of class IV droids, such as the HK-series, are made to look like class III droids to disguise their martial nature.

## UTILITY

Class IV droids are programmed for military and security purposes. Such droids tend to perform tasks of violence or combat might be expected. Almost all class IV droids carry weapons. Armed combat droids are among the first droids ever created. Security, gladiator, battle, and assassin droids are all class IV droids.

## NAMES

Droids are typically called by their designation, given to them when they are created, or some affectation given to them by their owner. Often this affectation is a play on their designation. Occasionally, noteworthy droids will earn monikers based on their accomplishments.

**Designations (Names).** K-2SO (Kay-Tuesso), PZ-99 (Peezee-Ninety-Nine), VL-44 (Vee-El Forty-Four)



## CLASS IV DROID TRAITS

As a class IV droid, you have the following special traits.

**Ability Score Increase.** Your Constitution score increases by 2, and your Strength or Dexterity score increases by 1.

**Age.** Droids don't age, though they require maintenance to retain functionality.

**Alignment.** Droids tend toward no particular alignment. The best and worst are found among them.

**Size.** Class IV droids typically stand between 5 and 7 feet and weigh about 150 lbs. Regardless of your position in that range, your size is Medium.

**Speed.** Your base walking speed is 30 feet.

**Type.** Your creature type is droid.

**Armor Integration.** You can not wear armor, but you can have the armor professionally integrated into your chassis over the course of a long rest. This work must be done by someone proficient with astrotech's implements. You must be proficient in armor in order to have it integrated.

**Droid Resistances.** You are resistant to necrotic, poison, and psychic damage, and are immune to poison and disease.

**Droid Systems.** You do not need to eat or drink. Additionally, you no longer require a tech focus to cast tech powers.

**Droid Vulnerabilities.** You are vulnerable to ion damage. Additionally, you have disadvantage on saving throws against effects that would deal ion or lightning damage.

**Force-Insensitive.** While droids can be manipulated by many force powers, they can not sense the Force. You can not use force powers or take levels in forcecasting classes.

**Maintenance Mode.** Rather than sleep, you must spend 3 hours performing routine maintenance during a long rest to gain its benefits, during which you have disadvantage on Wisdom (Perception) checks. Additionally, if your long rest would be interrupted, you only need to complete the long rest instead of restarting it.

**Martial Protocol.** You have proficiency with light and medium armor as well as two simple or martial blasters or vibroweapons of your choice.

**Rapid Reconstruction.** You are built with internal repair mechanisms. As a bonus action, you can choose to spend one of your Hit Dice to recover hit points.

**Languages.** You can speak, read, and write Galactic Basic and one language of your choice. You can understand spoken and written Binary, but you can not speak it.

## DROID, CLASS V

### VISUAL CHARACTERISTICS

<b>Color Scheme</b>	Typically metallic
<b>Distinctions</b>	Vaguely human-like size and shape, typically quiet

### PHYSICAL CHARACTERISTICS

<b>Height</b>	5'2"	+2d12"
<b>Weight</b>	140 lb.	x(2d8) lb.

### CREATION CHARACTERISTICS

<b>Manufacturer</b>	Cybot Galactica, Industrial Automaton
<b>Primary Language</b>	Binary

### PLAYERS AS DROIDS

Work with your GM to determine if playing as a droid is appropriate for your campaign. Droids are impervious to many effects and vulnerable to others. If your GM approves this choice of species, Work with them to determine your droids designation, name, and appearance. If you want to play a different type of droid, work with your GM to find suitable traits to realize your character.

## APPEARANCE

Class V droids are typically vaguely human-like in both shape and size, standing at around 6 feet, although many can be larger. They are usually a polished metallic color, though this can vary based on tasks for which they are created, their affiliation, or quirks of their owner.

They are noteworthy for their simple programming and quiet, focused work habits.


## UTILITY

Class V droids are programmed for menial and low-skill tasks. Such droids tend to perform basic tasks such as construction, lifting, maintenance, mining, sanitation, and transportation. Labor droids are fifth-degree droids.

## NAMES

Droids are typically called by their designation, given to them when they are created, or some affectation given to them by their owner. Often this affectation is a play on their designation. Occasionally, noteworthy droids will earn monikers based on their accomplishments.

**Designations (Names).** CO-34 (See-Oh Three Four), FX-9 (Effex), PK-4 (Pook), SAE-B13 (Sable)



## CLASS V DROID TRAITS

As a class V droid, you have the following special traits.

**Ability Score Increase.** Your Strength score increases by 2, and your Dexterity or Constitution score increases by 1.

**Age.** Droids don't age, though they require maintenance to retain functionality.

**Alignment.** Droids tend toward no particular alignment. The best and worst are found among them.

**Size.** Class V droids typically stand between 5 and 7 feet and weigh around 260 lbs. Regardless of your position in that range, your size is Medium.

**Speed.** Your base walking speed is 30 feet.

**Type.** Your creature type is droid.

**Armor Integration.** You can not wear armor, but you can have the armor professionally integrated into your chassis over the course of a long rest. This work must be done by someone proficient with astrotech's implements. You must be proficient in armor in order to have it integrated.

**Droid Resistances.** You are resistant to necrotic, poison, and psychic damage, and are immune to poison and disease.

**Droid Systems.** You do not need to eat or drink. Additionally, you no longer require a tech focus to cast tech powers.

**Droid Vulnerabilities.** You are vulnerable to ion damage. Additionally, you have disadvantage on saving throws against effects that would deal ion or lightning damage.

**Force-Insensitive.** While droids can be manipulated by many force powers, they can not sense the Force. You can not use force powers or take levels in forcecasting classes.

**Maintenance Mode.** Rather than sleep, you must spend 3 hours performing routine maintenance during a long rest to gain its benefits, during which you have disadvantage on Wisdom (Perception) checks. Additionally, if your long rest would be interrupted, you only need to complete the long rest instead of restarting it.

**Manual Laborer.** You have proficiency in Athletics and one set of artisan's implements of your choice.

**Powerful Build.** Your carrying capacity and the weight you can push, drag, or lift doubles. If it would already double, it instead triples.

**Rapid Reconstruction.** You are built with internal repair mechanisms. As a bonus action, you can choose to spend one of your Hit Dice to recover hit points.

**Languages.** You can speak, read, and write Binary. You can understand spoken and written Galactic Basic and one language of your choice, but you can not speak it.



## DUROS

### VISUAL CHARACTERISTICS

<i>Skin Color</i>	Blue, green
<i>Hair Color</i>	None
<i>Eye Color</i>	Red
<i>Distinctions</i>	Noseless, large red eyes, affinity for space travel

### PHYSICAL CHARACTERISTICS

<i>Height</i>	5'5"	+2d10"
<i>Weight</i>	115 lb.	x(2d4) lb.

### SOCIOCULTURAL CHARACTERISTICS

<i>Homeworld</i>	Duro
<i>Language</i>	Durese

## BIOLOGY AND APPEARENCE

The duros are humanoids with smooth blue-green skin, red eyes, lipless mouths, long thin noseless faces and green blood. Olfactory organs beneath their eyes are responsible for their sense of smell. Both females and males are bald, though both genders are easily distinguished. Their large red goggle-like eyes have slit pupils. Duros females lay eggs as they are descended from ancient reptiles, and they are born in a larval grub stage. Unlike similar species, the duros take care of their offspring from birth.

## SOCIETY AND CULTURE

Their home planet Duro is primarily uninhabited due to massive pollution on the world over time. Instead, it is covered with automated farms for food production. The duros live in twenty orbital space cities above the planet.

The duros also established a vast, grand starship construction industry in the Duro system. The duros set up their government around a consortium of starship construction corporations, with all important political decisions made by the stockholders of the corporations. This meant that any duros that held stock in a company could participate in the administration of the system.

With their strong memories, some duros also choose to become extraordinary storytellers, renowned galaxy-wide for their ability to learn a wide range of narratives by heart, and perform them all with stunning accuracy.

## NAMES

Duros names are generally melodic, with female names having softer intonations. Surnames are familial.

**Male Names.** Cir, Fod, Mom, Rur, Zim

**Female Names.** Chochi, Fumsu, Kaleshef, Raada

**Surnames.** Dektuks, Jimoks, Silt, Tuzig, Zhoks



## DUROS TRAITS

As a duros, you have the following special traits.

**Ability Score Increase.** Your Dexterity score increases by 2, and your Intelligence score increases by 1.

**Age.** Duros reach adulthood in their 20s and live an average of 150 years.

**Alignment.** Duros tend toward no particular alignment. The best and worst are found among them.

**Size.** Duros stand around 6 feet tall and weigh around 160 lbs. Regardless of your position in that range, your size is Medium.

**Speed.** Your base walking speed is 30 feet.

**Darkvision.** You can see in dim light within 60 feet of you as if it were bright light, and in darkness as if it were dim light. You can't discern color in darkness, only shades of gray.

**Galactic Traveler.** You have proficiency in Lore.

**Pilot.** You have proficiency in Piloting.

**Tech Resistance.** Growing up around technology leaves an impact on duros. You have advantage on Dexterity and Intelligence saving throws against tech powers.

**Languages.** You can speak, read, and write Galactic Basic and Durese. Durese is a common interstellar tongue used by prominent spacers and traders.

# EWOK

## VISUAL CHARACTERISTICS

<i>Skin Color</i>	Brown
<i>Hair Color</i>	Shades of white, brown, red, and black
<i>Eye Color</i>	Black
<i>Distinctions</i>	Furry, short stature, acute sense of smell

## PHYSICAL CHARACTERISTICS

<i>Height</i>	2'9"	+2d6"
<i>Weight</i>	40 lb.	x1 lb.

## SOCIOCULTURAL CHARACTERISTICS

<i>Homeworld</i>	Forest Moon of Endor
<i>Language</i>	Ewokese

## BIOLOGY AND APPEARANCE

Ewoks are sentient humanoid mammals, averaging about one meter in height, which can provide an advantage when trying to hide. They are covered in fur from head to toe, with brown and black the most common colors. Other Ewoks have near-white or reddish fur, but red fur is supposedly the rarest shade an Ewok can get. Most Ewoks have solid-colored fur, though a few sport stripes. Ewoks have large, bright eyes, small humanoid noses, and hands that possess two fingers and an opposable thumb. Despite their small size, Ewoks are physically strong enough to overpower combat-trained Humans. Their appearance has been likened to "little bears," though they are sometimes referred to as "mini Wookiees."

## SOCIETY AND CULTURE

Most Ewoks live high among the trees of the forest moon, in villages built between the closely spaced trees. The basic design of a tree village has a "Central Village" of thatched-roof huts on the primary limbs. These huts are high enough above the ground to be out of reach of predators. Suspended bridges connect the gaps between trees, adjoining distant huts. Knotted rope ladders allow access up or down.

Ewoks enjoy singing and playing music during celebrations and rituals. They are resourceful and tend to make use of everything they get their hands on; they use a variety of crude drums, horns, flutes, and other instruments in their music.

## NAMES

Ewok names are comprised of growled consonants. Female names always end in a vowel. Surnames are clan-based.

**Male Names.** Coostick, Erphek, Grarphil, Moodoo

**Female Names.** Booshi, Chela, Fesasha, Lipe, Ypezzi

**Surnames.** Fedrimra, Jellyng, Moomrack, Trantelaa



## EWOK TRAITS

As an Ewok, you have the following special traits.

**Ability Score Increase.** Your Dexterity score increases by 2, and your Constitution score increases by 1.

**Age.** Ewoks reach adulthood in their early teens and live about 50 years.

**Alignment.** Ewoks are inherently accepting, albeit naive, and tend toward the light side, though there are exceptions.

**Size.** Ewoks stand between 3 and 4 feet tall and weigh about 50 lbs. Regardless of your position in that range, your size is Small.

**Speed.** Your base walking speed is 25 feet.

**Crude Weapon Specialists.** Ewoks are used to making do with less. You can spend 1 hour, which you can do over the course of a short rest, crafting a weapon out of loose materials. You can craft any simple kinetic weapon, but the weapon's damage suffers a -1 penalty.

**Keen Smell.** You have advantage on Wisdom (Perception) checks that rely on smell.

**Musical Culture.** Ewoks incorporate music in their celebrations and rituals. You have proficiency in an instrument of your choice.

**Natural Survivalist.** You have proficiency in Nature and Survival.

**Mask of the Wild.** You can attempt to hide even when you are only lightly obscured by foliage, heavy rain, falling snow, mist, and other natural phenomena.

**Treeclimber.** You have a climbing speed of 25 feet. You have advantage on Strength saving throws and Strength (Athletics) checks that involve climbing.

**Undersized.** Your small stature makes it hard for you to wield bigger weapons. You can't use heavy shields. Additionally, you can't use martial weapons with the two-handed property unless it also has the light property, and if a martial weapon has the versatile property, you can only wield it in two hands.

**Languages.** You can speak, read, and write Ewokese. You can understand spoken and written Galactic Basic, but your vocal cords do not allow you to speak it.



## GAMORREAN

### VISUAL CHARACTERISTICS

<i>Skin Color</i>	Black, brown, green, pink, or yellow
<i>Hair Color</i>	None
<i>Eye Color</i>	Blue, black, brown, or gold
<i>Distinctions</i>	Porcine humanoids with tusks and horns

### PHYSICAL CHARACTERISTICS

<i>Height</i>	4'10"	+2d8"
<i>Weight</i>	150 lb.	x(2d6) lb.

### SOCIOCULTURAL CHARACTERISTICS

<i>Homeworld</i>	Gamorr
<i>Language</i>	Gamorrese

### BIOLOGY AND APPEARANCE

Although a typical gamorrean is squat, green, and heavily built, not all shared these characteristics. Most gamorreans have a dark greenish coloration over a large portion of their bodies; however skin coloration does vary, particularly among females, with light skinned and two-toned pigmentation not uncommon. Black, brown, pinkish yellow, and even a rare white pigmentation are possible. Males tended to have less skin variation and had a greater tendency towards dark green skin perhaps because of their higher exposure to the radiation of the Gamorr Star. Eye coloration varied evenly between gold-yellow, blue, black and brown. The gamorreans generally put no importance on skin or eye coloration although there were some superstitions linked to certain markings.

### SOCIETY AND CULTURE

Gamorreans are organized into clans ruled by a male warlord and his wife, who was the most powerful of the clan matrons. While the warlord and his boars are solely concerned with preparing and participating in battle with rival clans, the matrons of the clan performed all the productive work including farming, hunting, manufacturing, and running businesses. Since the amount of available arable land on Gamorr is scarce, clans often lay claim to the same piece of land, and they spend their time fighting over possession.

### NAMES

Gamorrean names are very guttural and rough. Male names are typically one syllable while females are two. Surnames are based on clan affiliation rather than family.

**Male Names.** Ark, Blarrp, Blubrak, Cuab, Shos

**Female Names.** Dabrisz, Mernoos, Ogreb, Tagorq

**Surnames.** Doofnarq, Griks, Lurc, Poogmökk



### GAMORREAN TRAITS

As a gamorrean, you have the following special traits.

**Ability Score Increase.** Your Strength score increases by 2, and your Constitution score increases by 1.

**Age.** Gamorreans reach adulthood in their early teens and live no more than 70 years.

**Alignment.** Gamorrean culture causes them to tend toward chaos, though there are exceptions.

**Size.** Gamorreans typically stand between 5 and 6 feet tall and weigh up to 200 lbs. Regardless of your position in that range, your size is Medium.

**Speed.** Your base walking speed is 30 feet.

**Gamorrean Toughness.** Your hit point maximum increases by 1, and it increases by 1 every time you gain a level. Additionally, you have advantage on Constitution saving throws.

**Gamorrean Weaponry.** You have proficiency with the vibroaxe, vibromace, and vibrosword.

**Savage Attacks.** When you score a critical hit with a melee weapon attack, you can roll one of the weapon's damage dice one additional time and add it to the extra damage of the critical hit.

**Languages.** You can speak, read, and write Gamorrese. You can understand spoken and written Galactic Basic, but your vocal cords do not allow you to speak it. Gamorrese is characterized by its grunts and squeals, and its writing is a crude, pictographic style.

## GUNGAN

### VISUAL CHARACTERISTICS

<i>Skin Color</i>	Blue, brown, or green
<i>Hair Color</i>	None
<i>Eye Color</i>	Light colors
<i>Distinctions</i>	Extendable tongues, long ears, eye stalks, three toes, aquatic species

### PHYSICAL CHARACTERISTICS

<i>Height</i>	5'5"	+2d10"
<i>Weight</i>	115 lb.	x(2d4) lb.

### SOCIOCULTURAL CHARACTERISTICS

<i>Homeworld</i>	Naboo
<i>Language</i>	Gungan

## BIOLOGY AND APPEARANCE

Starting life as tadpoles, Gungans develop into tall beings with extremely flexible cartilaginous skeletons. Strong leg muscles allow for powerful and quick frog-kick style swimming through water as well as a remarkable jumping ability while on land. Fin-like ears (called hailu) also aid them in swimming, as well as expressing emotions like aggression, friendship, and fear. They have partially retractable eyestalks with nictitating membranes when underwater. Green eyes are unusual amongst Gungans.

## SOCIETY AND CULTURE

Gungans are generally a generous and peaceful species. They truly love to have visitors and warmly welcome them; however, they would remain suspicious until the visitors have earned their respect. Gungans are not tolerant of anyone who threatens their peaceful culture. They have very strict laws, and will go to the extremes to punish anyone who has committed a minor crime. Vandals, for example, can be given a sentence of exile, caning, or even stoning.

If a Gungan is cast out of society, it is very difficult for them to return. If they do manage to return legally, they are often subjected to heavy discrimination. This can make life very difficult for them and can go on for months or years, until their past offenses disappear from memory. Returning back to the settlement they were exiled from illegally will sometimes result in the death penalty, especially if they brought along outsiders.

## NAMES

Gungan names are often repeated syllables hyphenated.

**Male Names.** Crinn-Crinn, Gic, Noc-Noc, Wal

**Female Names.** Hew, Khi, La-La, Phro-Phro, Yuss

**Surnames.** Baud, Gos, Jalles, Mag, Wub



## GUNGAN TRAITS

As a Gungan, you have the following special traits.

**Ability Score Increase.** Your Dexterity score increases by 2, and your Strength score increases by 1.

**Age.** Gungans reach adulthood in their early teens and live about 70 years.

**Alignment.** Gungans tend toward the light side, though there are exceptions.

**Size.** Gungans typically stand 6 to 7 feet tall and weigh about 170 lbs. Regardless of your position in that range, your size is Medium.

**Speed.** Your base walking speed is 30 feet.

**Amphibious.** You can breathe air and water.

**Martial Proficiency.** You have proficiency with light and medium armor as well as the vibrospear and vibropike.

**Darkvision.** Accustomed to life underwater, you have superior vision in low light conditions. You can see in dim light within 60 feet of you as if it were bright light, and in darkness as if it were dim light. You can't discern color in darkness, only shades of gray.

**Strong-Legged.** When you make a long jump, you can cover a number of feet up to twice your Strength score. When you make a high jump, you can leap a number of feet up into the air equal to 3 + twice your Strength modifier.

**Swim.** You have a swimming speed of 30 feet.

**Languages.** You can speak, read, and write Galactic Basic and Gungan. When speaking Galactic Basic, you often have trouble with word tenses and infinitives; this usually has a comical effect.



## HUMAN

### VISUAL CHARACTERISTICS

<i>Skin Color</i>	Light to dark tones
<i>Hair Color</i>	Black, blond, orange, brown, gray to white (usually with age)
<i>Eye Color</i>	Amber, blue, brown, gray, green, hazel, purple, or red
<i>Distinctions</i>	Biped with bilateral symmetry, opposable thumbs

### PHYSICAL CHARACTERISTICS

<i>Height</i>	4'8"	+2d10"
<i>Weight</i>	110 lb.	x(2d4) lb.

### SOCIOCULTURAL CHARACTERISTICS

<i>Homeworld</i>	Coruscant
<i>Language</i>	Galactic Basic

## BIOLOGY AND APPEARANCE

Humans are an intelligent species that originated on Coruscant, but can be found on many other planets across the galaxy, including Naboo, Tatooine, and Alderaan. They come in two sexes, male and female, and give birth to live young. They are bipedal beings with a bilateral symmetry, having a front and a back end, as well as an upside and downside. Their bodies are comprised of a torso with a head and four limbs attached to it. The upper limbs, or arms, end in hands which had five fingers each; the lower ones, called legs, end in feet. The human fingers have multiple points of articulation, and one of them is an opposable thumb that allowed for fine manipulation. Finally, they have one head perched atop their torso. Many other species, including twi'leks, mon calamari, or zabraks, are referred to as "humanoids" because of their structural resemblance to humans.

## SOCIETY AND CULTURE

Humans can occupy a variety of employs, from politicians to bounty hunters, swoop racers, smugglers, or even a farmer. There exist many planetary groups of humans with their own cultures, such as the Alderaanians or the Pamarthens. Humans are the most populous species in the Galaxy.

## NAMES

Humans are the most populace species in the Galaxy, and thus their names vary drastically based on the planet or culture with whom they reside.

**Male Names.** Koth, Liorz, Satapak, Tin, Vuc

**Female Names.** Dhetia, Jhilk, Risha, Thinnih, Tonu

**Surnames.** Jauli, Kudi, Melmi, Windu, Wobec



## HUMAN TRAITS

As a human, you have the following special traits.

**Ability Score Increase.** One ability score of your choice increases by 2, and two other ability scores of your choice increase by 1. Alternatively, four ability scores of your choice each increase by 1.

**Age.** Humans reach adulthood in their late teens and live less than a century.

**Alignment.** Humans tend toward no particular alignment. The best and worst are found among them.

**Size.** Humans vary widely in height and build, from barely 5 feet to well over 6 feet tall. Regardless of your position in that range, your size is Medium.

**Speed.** Your base walking speed is 30 feet.

**Defiant.** Humans are known to be stubborn and often refuse to give up, even against the worst odds. When you or a creature you can see that can see and understand you makes an ability check, attack roll, or saving throw, you can roll a d4 and add it to their roll (no action required). You can use this before or after the roll, but before the GM determines the roll's outcome. Once you've used this feature, you must complete a short or long rest before you can use it again.

**Proficiency.** You gain proficiency in one skill, one tool, and one weapon of your choice.

**Languages.** You can speak, read, and write Galactic Basic and one extra language of your choice. Humans typically learn the languages of other peoples they deal with, including obscure dialects. They are fond of sprinkling their speech with words borrowed from other tongues: trandoshan curses, twi'lek musical expressions, chiss military phrases, and so on.

## ITHORIAN

### VISUAL CHARACTERISTICS

<i>Skin Color</i>	Brown, dark red or green
<i>Hair Color</i>	Brown, gray, or white
<i>Eye Color</i>	Black or blue
<i>Distinctions</i>	Curved neck, two mouths, aural flaps, locomotion tubes, throat sack

### PHYSICAL CHARACTERISTICS

<i>Height</i>	5'9"	+2d12"
<i>Weight</i>	135 lb.	x(2d4) lb.

### SOCIOCULTURAL CHARACTERISTICS

<i>Homeworld</i>	Ithor
<i>Language</i>	Ithorese

### BIOLOGY AND APPEARANCE

Ithorians have two mouths and four throats, allowing them to speak in stereo. Female Ithorians have two humps on the back of their head, while males have only one. They have glossy, usually brown flesh. Their reflexes and coordination are somewhat slower than that of average humanoid.

In addition to allowing them to speak their unique stereophonic language, the Ithorians' four throats also have the ability to violently expel air, resulting in a deafening and potentially concussive scream. Despite this fact, most Ithorians go their entire lives without ever resorting to violence, and so the ability remained relatively ambiguous.

### SOCIETY AND CULTURE

Ithorians worship the "Mother Jungle," a spiritual entity embodying the lush, tropical ecology of their world, Ithor. They are generally devoted environmentalists, staunch herbivores, and complete pacifists, devoting much time to contemplating their ecology, studying plants and their uses and the overall respecting of all living things. Most Ithorians never set foot on their own planet, instead living in floating cities above their world called herdsips. Only three of their continents have been explored and harvested, the other two never having been touched by Ithorian hands. They demonstrate extreme belief in the protection and sustaining of their environment as dictated by their "Law of Life."

### NAMES

Ithorian names are quite varied in length but most names are soft and melodic. They are often difficult to pronounce by other species, so many Ithorians adopt nicknames.

**Male Names.** Del, Gizorthej, Pexxocl, Steorthibs

**Female Names.** Binshe, Dhu'sha, Mul, Slosh, Vlo

**Surnames.** Afleehl, Crukid, Tondand, Wamunn



### ITHORIAN TRAITS

As an Ithorian, you have the following special traits.

**Ability Score Increase.** Your Charisma score increases by 2, and your Wisdom score increases by 1.

**Age.** Ithorians reach adulthood in their late teens and live an average of 85 years.

**Alignment.** Ithorians tend toward the light side, though there are exceptions.

**Size.** Shorter Ithorians stand around 6 feet while taller reach over 7 and a half. Regardless of your position in that range, your size is Medium.

**Speed.** Your base walking speed is 30 feet.

**Hold Breath.** Ithorians have a great lung capacity and can hold their breath for up to 15 minutes at a time.

**Sonic Resistance.** Ithorians have resistance to sonic damage.

**Sonic Scream.** As an action, you can violently expel air in a 15-foot cone. When you do so, each creature in the area of the exhalation must make a Wisdom saving throw (DC = 8 + your proficiency bonus + your Constitution modifier). A creature takes 2d6 sonic damage on a failed save, and half as much damage on a successful one. The damage increases to 4d6 at 5th level, 6d6 at 11th level, and 8d6 at 17th level. This ability has no effect on constructs. You can use this feature a number of times equal to your proficiency bonus. You regain all expended uses when you complete a long rest.

**Languages.** You can speak, read, and write Ithorese. You can understand spoken and written Galactic Basic, but your vocal cords do not allow you to speak it.



## JAWA

### VISUAL CHARACTERISTICS

<i>Skin Color</i>	Black
<i>Hair Color</i>	Black
<i>Eye Color</i>	Yellow
<i>Distinctions</i>	Diminutive stature, mechanical aptitude, thieving nature

### PHYSICAL CHARACTERISTICS

<i>Height</i>	2'9"	+2d4"
<i>Weight</i>	35 lb.	x1 lb.

### SOCIOCULTURAL CHARACTERISTICS

<i>Homeworld</i>	Tatooine
<i>Language</i>	Jawaese

## BIOLOGY AND APPEARANCE

Jawas are easily identifiable by their traditional brown hooded robes, though it is not unheard of for them to wear other colors. Other notable features included their glowing yellow eyes, small stature and high pitched, quickly spoken language called Jawaese. Underneath their robes, jawaes appear to be gaunt, rodent-like creatures, with shrunken faces and yellow eyes.

## SOCIETY AND CULTURE

Jawas are a communal, compulsive scavenger species who spend most of their life devoted to scavenging the deserts of Tatooine in search of any scrap metal, droid or mechanical part left behind from millennia of star travel and technological advancement. Most non-jawas regard the jawaes as scavengers and thieves, a description that most jawaes actually find pleasing.

The jawa's unofficial motto is *not to look for uses in a salvaged item, but rather to imagine someone else who might find a use for it*. This is evidenced in their endless search for wares with which to trade with almost any being jawaes encounter. They have a kind of instinctive feel for machinery and electronics, notorious for knowing how to get a piece of equipment functioning just well enough to sell.

## NAMES

Jawa names are quickly spoken, complex, and often misunderstood. Jawaes who spend the majority of their time around other species respond well to nicknames. Male and female names do not significantly deviate. Surnames are clan based.

**Male names.** Bilvu, Mnak, Penk, Plin, Vih

**Female names.** Bahimos, Kola, Levu, Rhovi, Uvet

**Surnames.** Kkejenem, M'avoe, Tjoteelt, Wiemoel



## JAWA TRAITS

As a Jawa, you have the following special traits.

**Ability Score Increase.** Your Dexterity score increases by 2, and your Intelligence score increases by 1.

**Age.** Jawaes are considered adults when they make their first sale and live less than a century.

**Alignment.** Jawaes tendency to steal and swindle causes them to tend towards the dark side, though there are exceptions.

**Size.** Jawaes stand around 3 to 4 feet tall and weigh about 40 lbs. Regardless of your position in that range, your size is Small.

**Speed.** Your base walking speed is 25 feet.

**Darkvision.** You can see in dim light within 60 feet of you as if it were bright light, and in darkness as if it were dim light. You can't discern color in darkness, only shades of gray.

**Grovel, Cower, and Beg.** As an action on your turn, you can cower pathetically to distract nearby foes. Until the end of your next turn, your allies gain advantage on attack rolls against enemies within 10 feet of you that can see you. Once you use this trait, you can't use it again until you finish a short or long rest.

**Tech Dabbler.** You know the *ion blast* at-will tech power. When you reach 3rd level, you learn and can cast the *repair droid* tech power once per long rest. When you reach 5th level, you learn and can cast the *hold droid* tech power once per long rest. Your techcasting ability is Intelligence. You require use of a wristpad for these powers.

**Thieves.** You have proficiency in Sleight of Hand.

**Tinker.** You have proficiency with tinker's implements. You can use these and spend 1 hour and 100 cr worth of materials to construct a Tiny Device (AC 5, 1 hp). You can take the Use an Object action to have your device cause one of the following effects: create a small explosion, create a repeating loud noise for 1 minute, create smoke for 1 minute, cause a small electrical fire. You can maintain a number of these devices up to your proficiency bonus at once, and a device stops functioning after 24 hours away from you. You can dismantle the device to reclaim the materials used to create it.

**Undersized.** Your small stature makes it hard for you to wield bigger weapons. You can't use heavy shields. Additionally, you can't use martial weapons with the two-handed property unless it also has the light property, and if a martial weapon has the versatile property, you can only wield it in two hands.

**Languages.** You can speak, read, and write Jawaese. You can understand spoken and written Galactic Basic, but your vocal cords do not allow you to speak it. Jawaese blends quickly spoken, semi-meaningless syllables with scents to be understood.

## KEL DOR

### VISUAL CHARACTERISTICS

<i>Skin Color</i>	Orange, red
<i>Hair Color</i>	None
<i>Eye Color</i>	Black, silver
<i>Distinctions</i>	Rebreathers to survive in oxygen environments

### PHYSICAL CHARACTERISTICS

<i>Height</i>	4'6"	+2d12"
<i>Weight</i>	80 lb.	x(2d4) lb.

### SOCIOCULTURAL CHARACTERISTICS

<i>Homeworld</i>	Dorin
<i>Language</i>	Kel Dor

## BIOLOGY AND APPEARANCE

Due to Dorin having a unique atmosphere composed of helium and a gas unique to their world, the kel dors are forced to wear an antiox breath mask and protective goggles whenever in atmospheres of a different composition. Without their protective goggles, kel dors were considered effectively blind when away from Dorin. They were also able to survive in the vacuum of space for a short time, though it was unknown exactly how long they could withstand it.

The kel dors also have heightened reflexes, a result of the extrasensory organs in their heads. They are typically quick and wise.

## SOCIETY AND CULTURE

Kel dors are noted for their simple approach to justice, and they typically see moral issues in black and white. On the one hand, the kel dor are noted for their hospitality; they would never turn away a stranger in need. Yet, kel dors are not averse to taking the law into their own hands, and have no compunctions about putting to death a thief who was merely stealing to feed himself.

Kel dor Force-sensitives are often trained as Baran Do Sages, who have an honored place in kel dor culture. They often serve as advisers to rich and powerful kel dor families. Wars and disasters have been averted simply by the insight of a Baran Do Sage.

## NAMES

Kel dor names are based on sound generated by Dorin's unique atmosphere. Surnames are based on ancient family trades.

**Male Names.** Bil, I'zers, Nullo, Taciss, Zaln

**Female Names.** Arri'ku, Bhi're, Chu, So'ro, Thirza

**Surnames.** Andugai, Borak, Haimnech, Vitchess



## KEL DOR TRAITS

As a kel dor, you have the following special traits.

**Ability Score Increase.** Your Wisdom score increases by 2, and your Dexterity score increases by 1.

**Age.** Kel dor reach adulthood in their late teens and live less than a century.

**Alignment.** Kel dors' structured nature causes them to tend toward lawful balanced, though there are exceptions.

**Size.** Kel dor typically stand around 6 feet tall and weigh about 160 lbs. Regardless of your position in that range, your size is Medium.

**Speed.** Your base walking speed is 30 feet.

**Darkvision.** Your natural evolution allows you to see what others do not in dim and dark conditions. You can see in dim light within 60 feet of you as if it were bright light, and in darkness as if it were dim light. You can't discern color in darkness, only shades of gray.

**Foreign Biology.** You cannot breathe oxygen. The kel dors have created a breathing apparatus to negate the negative effects of living in an oxygen rich environment, but if your mask is removed while you are in such an environment, you lose consciousness.

**Life in the Void.** You can survive for one hour within the vacuum of space. You have resistance to Necrotic damage.

**Telepathy.** You can communicate telepathically with creatures within 30 feet of you. You must share a language with the target in order to communicate in this way.

**Languages.** You can speak, read, and write Galactic Basic and Kel Dor.



## MON CALAMARI

### VISUAL CHARACTERISTICS

<i>Skin Color</i>	Reddish brown, brown, red, cyan, mottle, salmon, gold, blue, grey, or white	
<i>Hair Color</i>	None	
<i>Eye Color</i>	Yellow, orange, blue, or gray	
<i>Distinctions</i>	Large, goggle-like eyes, high-domed heads, webbed hands	

### PHYSICAL CHARACTERISTICS

<i>Height</i>	4'9"	+2d8"
<i>Weight</i>	100 lb.	x(2d4) lb.

### SOCIOCULTURAL CHARACTERISTICS

<i>Homeworld</i>	Mon Cala
<i>Language</i>	Mon Cal



### BIOLOGY AND APPEARANCE

The mon calamari are a bipedal, amphibious species with high-domed heads, webbed hands and large, goggle-like eyes. In addition to being webbed, the mon calamari hand presents three suction-cup like holes on its palm, and featured five claw-tipped fingers: one opposable thumb, two long middle fingers, and two very short outer fingers. Although they are shaped like flippers, their feet can nevertheless fit into boots designed for human-like feet. The females are distinguished from the males by their more prominent chest areas.

### SOCIETY AND CULTURE

The mon calamari have developed a very advanced and civilized culture. Their art, music, literature, and science show a creativity surpassed by few in the galaxy. Mon calamari literature depicts stars as islands in a galactic sea, showing a passionate longing to explore space and discover other civilizations. Mon Calamari are both soft-spoken and gentle, slow to anger, and have the remarkable ability to maintain their concentration without being distracted by emotional responses. They are both inquisitive and creative, and have a near-legendary quality of being both determined and dedicated; once a mon calamari decides on a course of action, they are not easily swayed from that decision. They often fixate themselves on "lost causes."

### NAMES

Mon calamari names generally have a melodic feel.

**Male Names.** Creaz, Fior, Hurneerth, Nurrins, Sielpa

**Female Names.** Afwa, Lel, Mhirim, Ri, Theya

**Surnames.** Dualda, Gradi, Tua, Valec, Winab

### MON CALAMARI TRAITS

As a mon calamari, you have the following special traits.

**Ability Score Increase.** Your Charisma score increases by 2, and your Intelligence or Wisdom score increases by 1.

**Age.** Mon calamari reach adulthood in their late teens and live less than a century.

**Alignment.** Mon calamaris' love of the arts cause them to tend toward the light side, though there are exceptions.

**Size.** Mon calamari stand between 5 and 6 feet tall and rarely weigh more than 150 lbs. Regardless of your position in that range, your size is Medium.

**Speed.** Your base walking speed is 30 feet.

**Amphibious.** You can breathe air and water.

**Darkvision.** Accustomed to life underwater, you have superior vision in low light conditions. You can see in dim light within 60 feet of you as if it were bright light, and in darkness as if it were dim light. You can't discern color in darkness, only shades of gray.

**Mon Calamari Resistance.** You have advantage on saving throws against effects that grant the slowed condition and you have resistance against cold damage (explained in chapter 9).

**Musical.** You have proficiency in one musical instrument of your choice.

**Swim.** You have a swimming speed of 30 feet.

**Languages.** You can speak, read, and write Galactic Basic, Mon Cal, and one language of your choice.

## NAUTOLAN

### VISUAL CHARACTERISTICS

<i>Skin Color</i>	Blue, brown, green, purple, or grey
<i>Hair Color</i>	None
<i>Eye Color</i>	Black, brown, or red
<i>Distinctions</i>	Extrasensory head tentacles capable of detecting chemicals

### PHYSICAL CHARACTERISTICS

<i>Height</i>	5'1"	+2d8"
<i>Weight</i>	120 lb.	x(2d4) lb.

### SOCIOCULTURAL CHARACTERISTICS

<i>Homeworld</i>	Glee Anselm
<i>Language</i>	Nautila

## BIOLOGY AND APPEARANCE

Nautolans possess physiology common to amphibious species, including low light vision and excellent swimming skills. Their bony endoskeleton and dense cartilage make them tough and resistant to glancing blows. An egg-laying species, Nautolans emerge from their egg as a tadpole that develops arms, legs, and head-tails during their second year of life. Roughly the same size as a Human infant during this time, their limbs are weak and unable to support their weight, forcing youthful Nautolans to remain in aquatic environments for much of their childhood.

## SOCIETY AND CULTURE

The society developed by the Nautolans on Glee Anselm is centralized around local families and governments. The centralized government of Glee Anselm is comprised of representatives from the Council of Elders that govern each settlement. Elders are elected on merit, and can be made up of youthful politicians as well as the most aged members of the society. A culture that promotes life-long mates, Nautolan families are characterized by their loyalty between spouses and the equality of the sexes in the household. Arranged marriages are not uncommon.

No cultural affinity for the Force ever developed on Glee Anselm, though members of the Nautolan species recognize its importance and respected those among them that were Forceful.

## NAMES

Nautolan names are generally short and melodic. Female names usually end in a vowel. Surnames are familial.

**Male Names.** Brod, Knirkoc, Peng, Tikuwik, Zesufreat

**Female Names.** Doli, Hahi, Thamlymyo, Usha, Zezu

**Surnames.** Iarre, Rirrall, Sompanong, Uzumdall



## NAUTOLAN TRAITS

As a Nautolan, you have the following special traits.

**Ability Score Increase.** Your Dexterity score increases by 2, and your Wisdom score increases by 1.

**Age.** Nautolans reach adulthood in their early teens and live about 70 years on average.

**Alignment.** Nautolans' benevolence cause them to tend toward the light side, though there are exceptions.

**Size.** Nautolans typically stand 5 to 6 feet tall and rarely weigh more than 160 lbs. Regardless of your position in that range, your size is Medium.

**Speed.** Your base walking speed is 35 feet.

**Amphibious.** You can breathe air and water.

**Darkvision.** Accustomed to life underwater, you have superior vision in low light conditions. You can see in dim light within 60 feet of you as if it were bright light, and in darkness as if it were dim light. You can't discern color in darkness, only shades of gray.

**Insightful.** Nautolan head tentacles are adept at determining moods. You have advantage on Wisdom (Insight) checks to determine emotions.

**Swim.** You have a swimming speed of 30 feet.

**Languages.** You can speak, read, and write Galactic Basic and Nautila. Nautila is unique in that it can only be properly pronounced underwater due to its use of pheromones in addition to spoken sounds. In any other environment, the language loses a great amount of detail; that Nautolans find this annoying.



## RODIAN

### VISUAL CHARACTERISTICS

<i>Skin Color</i>	Blue, green, purple, turquoise, or yellow	
<i>Hair Color</i>	None	
<i>Eye Color</i>	Blue, black, green, purple, or red	
<i>Distinctions</i>	Large and round pupil-less eyes, snouts, pointed ears, antennae, scaled and usually green skin	

### PHYSICAL CHARACTERISTICS

<i>Height</i>	4'9"	+2d10"
<i>Weight</i>	115 lb.	x(2d4) lb.

### SOCIOCULTURAL CHARACTERISTICS

<i>Homeworld</i>	Rodia
<i>Language</i>	Rodese

## BIOLOGY AND APPEARANCE

The rodians are green-skinned humanoids from the planet Rodia. They possess distinctive faces: large, round, multifaceted eyes; tapir-like snouts; and a pair of saucer-shaped antennae on their heads, which served to detect vibrations. The flexible snouts augmented the rodians' finely tuned olfactory senses, collecting and filtering the air. Their characteristically large eyes indicated a primarily nocturnal ancestry and were capable of seeing into the infrared part of the spectrum. Due to their love of fighting and active lifestyles, most rodians kept in good condition, normally lean and wiry; however, some wealthy rodians became complacent and obese.

## SOCIETY AND CULTURE

Rodian culture is obsessed with violence and death, due to behaviors and practices that are ingrained since their earliest ancestry. Their densely packed jungle homeworld is ill-suited for agriculture, requiring rodians to compete with vicious predators for most of their food, some of which can wipe out entire rodian villages. As the rodians developed cunning hunting tactics to survive, the hunt became central to their culture. Eventually, having driven most of the other predators on the planet to near extinction, they began to hunt each other in various wars and gladiatorial contests.

## NAMES

Female names tend to be longer than male names. Surnames are familial.

**Male Names.** Dagon, Dwedd, Gweym, Steech, Xeeep

**Female Names.** Heebmu, Iissi, Teezle, Whunam

**Surnames.** Bluchosso, Encekserr, Gieeseaagg



## RODIAN TRAITS

As a rodian, you have the following special traits.

**Ability Score Increase.** Your Dexterity score increases by 2, and your Constitution score increases by 1.

**Age.** Rodians reach adulthood in their late teens and live less than a century.

**Alignment.** Rodian culture's violent focus causes them to tend toward the dark side, though there are exceptions.

**Size.** Rodians typically stand 5 to 6 feet tall and weigh 160 lbs. Regardless of your position in that range, your size is Medium.

**Speed.** Your base walking speed is 30 feet.

**Adept Climbers.** You have a climbing speed of 30 feet.

**Darkvision.** You can see in dim light within 60 feet of you as if it were bright light, and in darkness as if it were dim light. You can't discern color in darkness, only shades of gray.

**Hunter.** You are proficient in Survival and Stealth.

**Keen Hearing and Smell.** You have advantage on Wisdom (Perception) checks that involve hearing or smell.

**Languages.** You can speak, read, and write Galactic Basic and Rodese. Rodians can communicate with each other using pheromones. Force-sensitives can detect this communication, though they can't understand it.

## SITH PUREBLOOD

### VISUAL CHARACTERISTICS

<i>Skin Color</i>	Black or red
<i>Hair Color</i>	Black, brown, gray, red, or white
<i>Eye Color</i>	Orange, red, or yellow
<i>Distinctions</i>	Tentacle facial appendages, often wear jewelry or have tattoos, bone spurs

### PHYSICAL CHARACTERISTICS

<i>Height</i>	4'8"	+2d10"
<i>Weight</i>	110 lb.	x(2d4) lb.

### SOCIOCULTURAL CHARACTERISTICS

<i>Homeworld</i>	Korriban
<i>Language</i>	Sith

### BIOLOGY AND APPEARANCE

Sith are a proud and violent species of humanoids that evolved on Korriban, a planet within the Horuset system in an isolated Outer Rim region called the Stygian Caldera. Sith have a larger than average number of individuals with potential to use the Force in their species, so high in fact that the entire species was considered strongly Force-sensitive.

Sith purebloods are characterized by their expressive facial appendages, bone spurs, cranial horns, and predatory gaze.

### SOCIETY AND CULTURE

Sith culture is a rigid and stratified caste-based society. For the sith, war and violence are just as much a part of the natural order of life as peace or serenity. Though they are in an almost constant state of war, their civilization is quite sophisticated; they see these acts not as cruel or barbaric, but simply basic aspects of existence. Their constant warring led to a dwindling of the population on their original homeworld of Korriban as well as cultivated an intensely xenophobic society.

### NAMES

Sith pureblood names are not conventional. They are often named for virtues in the Sith tongue. Sith rarely share surnames, since they do not value family ties. When a sith pureblood achieves a success or victory, they often change their name to match their perceived newfound status. Since Force-sensitivity is common in sith purebloods, and their culture is built around strength, most sith are called simply "My Lord," or some other epithet, by their underlings.

**Male Names.** Aqorzum, Khashai, Sihmot, Wirjol

**Female Names.** Aquurwia, Cliriu, Nupax, Ubhesosiuth



### SITH PUREBLOOD TRAITS

As a sith pureblood, you have the following special traits.

**Ability Score Increase.** Your Charisma score increases by 2, and your Strength or Dexterity score increases by 1.

**Age.** Sith reach adulthood in their late teens and live less than a century.

**Alignment.** The cruelty of the Sith causes them to tend toward chaotic dark side, though there are exceptions.

**Size.** Sith generally stand between 5 and 6 feet tall and weigh less than 200 lbs. Regardless of your position in that range, your size is Medium.

**Speed.** Your base walking speed is 30 feet.

**Darkvision.** Your vision can easily cut through darkness. You can see in dim light within 60 feet of you as if it were bright light, and in darkness as if it were dim light. You can't discern color in darkness, only shades of gray.

**Force-Sensitive.** You know the *denounce* at-will force power. When you reach 3rd level, you learn and can cast the *curse* force power once per long rest. When you reach 5th level, you learn and can cast the *darkness* force power once per long rest. Your forcecasting ability is Charisma for these powers.

**Menacing.** You gain proficiency in the Intimidation skill.

**Sadistic.** You have proficiency with saberwhips, vibrowhips, and nets.

**Languages.** You can speak, read, and write Galactic Basic and Sith. Sith is an agglutinative language, in which words or even phrases were made up of linears sequences of distinct meaningful units.



## TOGRUTA

### VISUAL CHARACTERISTICS

<i>Skin Color</i>	Blue, green, orange, purple, red, white, or yellow
<i>Hair Color</i>	None
<i>Eye Color</i>	Black, blue, green, orange, purple, yellow, or red
<i>Distinctions</i>	Sharp canine teeth, two montrals, three or four head-tails

### PHYSICAL CHARACTERISTICS

<i>Height</i>	4'9"	+2d8"
<i>Weight</i>	115 lb.	x(2d4) lb.

### SOCIOCULTURAL CHARACTERISTICS

<i>Homeworld</i>	Shili
<i>Language</i>	Togruti

### BIOLOGY AND APPEARANCE

Togruta have rusty skin tones ranging in hue from blue to red to green, with white pigmentation on their faces, greyish lips, and white stripes adorn various parts of their bodies. The pattern of stripes varies from individual to individual. This red and white pattern was a phenotype left over from their ancestor's camouflage that helped them to blend in with Shili's natural surroundings.

Their heads bear two montrals, with three to four head-tails, whose stripes were darker than those of the montrals. Togruta have the ability to sense the proximity and movement of physical objects around them by means of their hollow montrals, which detect space ultrasonically. Young togrutas' montrals and posterior head-tail do not fully grow until adolescence, when their montrals curve and their final head-tail grows to the length of their other head-tails.

### SOCIETY AND CULTURE

Togruta have a strong sense of unity and togetherness. On their native homeworld of Shili, they rely on each other and band together to take a stand against the massive monsters that hunt them. The creatures of Shili most often attack in groups, which was even more reason for the native togruta to work together. While most of Shili is covered in the scrublands where the togruta hunt their herbivorous prey, the togruta live in small communities in the forest valleys.

### NAMES

Togruta names are typically long. Surnames are familial.

**Male Names.** Acanaar, Mukraas, Obolak, Tokrym

**Female Names.** Akoma, Maasha, Okohlo, Shola

**Surnames.** Hyl, Na, Nim, Ris, Resh, Vaal, Zin



### TOGRUTA TRAITS

As a togruta, you have the following special traits.

**Ability Score Increase.** Your Wisdom score increases by 2, and your Strength or Dexterity score increases by 1.

**Age.** Togruta reach adulthood in their late teens and live less than a century.

**Alignment.** Togruta culture focuses on unity which causes them to tend toward the light side, though there are exceptions.

**Size.** Togruta typically stand between 5 and 6 feet tall and weigh 150 lbs. Regardless of your position in that range, your size is Medium.

**Speed.** Your base walking speed is 30 feet.

**Darkvision.** Your vision can easily cut through darkness. You can see in dim light within 60 feet of you as if it were bright light, and in darkness as if it were dim light. You can't discern color in darkness, only shades of gray.

**Montral Reception.** You have tremorsense out to 30 feet. You can detect and pinpoint the origin of vibrations within a specific radius, provided that you and the source of the vibrations are in contact with the same ground or substance. Tremorsense can't be used to detect flying or incorporeal creatures.

**Wild Hunters.** You have proficiency with the Survival skill.

**Languages.** You can speak, read, and write Galactic Basic and Togruti. Togruti is an ornate language characterized by trills and long vowel sounds which are modified by subtle tremors in the togruta's head-tails. This language is heavily influenced by Basic, but also incorporates some native idioms, which cause Basic-speaking togruta to use seemingly strange expressions.

# TRANDOSHAN

## VISUAL CHARACTERISTICS

<i>Skin Color</i>	Green, yellow, brown, orange, red
<i>Hair Color</i>	None
<i>Eye Color</i>	Yellow, orange
<i>Distinctions</i>	Reptilian, scaly skin, regenerative properties

## PHYSICAL CHARACTERISTICS

<i>Height</i>	5'5"	+2d12"
<i>Weight</i>	130 lb.	x(2d6) lb.

## SOCIOCULTURAL CHARACTERISTICS

<i>Homeworld</i>	Trandosha
<i>Language</i>	Dosh

## BIOLOGY AND APPEARANCE

Trandoshans are a large, bipedal sentient species, with scaly skin which was shed roughly once every standard year and was thought to be very durable. Cold-blooded reptiles, trandoshans had two super-sensitive varied color eyes with horizontal black pupils, which could see far into the infrared range. Each of their four limbs ends in three razor sharp claws. These are perfect for combat, but did not grant them manual dexterity, making a trandoshan's finger movements somewhat clumsy and awkward.

## SOCIETY AND CULTURE

Trandoshans worship their goddess, the Scorekeeper, whom they would appease through acts which increased their Jagannath points. This is done by living a lifestyle which was, by non-trandoshan standards, overtly aggressive, leading many trandoshans to become bounty hunters, mercenaries, or slavers. Trandoshans especially prize wookiee pelts, which consequently play a large part in earning Jagannath points-capturing the pelts of particularly infamous wookiees would give the hunter a large increase in Jagannath points. To be shamed or captured during a hunt would zero one's Jagannath points-effectively making their life forfeit in the eyes of the Scorekeeper. They could, however, win all those points back by killing the one who zeroed their score.

## NAMES

Trandoshan names are quite harsh and contain a lot of elongated sounds, as well as a lot of s's. Differences between male and female names are often very subtle, but there is a higher chance for female names to contain softer sounds.

**Male Names.** Bossk, Tshyrrng, Varrsk, Wuikkeks

**Female Names.** Aksa, Idwiks, Kluks, Mezuus, Shokss

**Surnames.** Dallosss, Druc, Groqisch, Hsac, Nausdot



## TRANDOSHAN TRAITS

As a trandoshan, you have the following special traits.

**Ability Score Increase.** Your Strength score increases by 2, and your Wisdom score increases by 1.

**Age.** Trandoshans reach adulthood in their early teens and rarely live to be older than 70.

**Alignment.** Trandoshans tend toward the dark side, though there are exceptions.

**Size.** Trandoshans stand as tall as 7 and a half feet and can weigh over 300 lbs. Regardless of your position in that range, your size is Medium.

**Speed.** Your base walking speed is 30 feet.

**Darkvision.** Your vision can easily cut through darkness. You can see in dim light within 60 feet of you as if it were bright light, and in darkness as if it were dim light. You can't discern color in darkness, only shades of gray.

**Hold Breath.** You can hold your breath for up to 15 minutes at a time.

**Regenerative.** When you take damage, you can use your reaction and expend a Hit Die to regain hit points as long as the damage would not reduce your hit points to 0.

**Saving Face.** Trandoshans are careful not to show weakness in front of their allies, for fear of losing status. If you miss with an attack roll or fail an ability check or a saving throw, you can gain a bonus to the roll equal to the number of allies you can see within 30 feet of you (maximum bonus of +5). Once you use this trait, you can't use it again until you finish a short or long rest.

**Languages.** You can speak, read, and write Galactic Basic and Dosh. Dosh is characterized by its harsh grunts, hisses and growls, and its written form that used alphabetic glyphs.



# TUSKEN

## VISUAL CHARACTERISTICS

<i>Skin Color</i>	Brown, gray, or tan
<i>Hair Color</i>	Black
<i>Eye Color</i>	Pale gray or black
<i>Distinctions</i>	Full-body wrappings, goggles, mouth filter

## PHYSICAL CHARACTERISTICS

<i>Height</i>	4'9"	+2d8"
<i>Weight</i>	110 lb.	x(2d4) lb.

## SOCIOCULTURAL CHARACTERISTICS

<i>Homeworld</i>	Tatooine
<i>Language</i>	Tusken

## BIOLOGY AND APPEARANCE

While Tusken, also known as Tusken Raiders or Sand People, are easily recognizable by their full-body clothing, goggles, and mouth filters, little of their true physical appearance can be discerned. From birth, Tusken are covered in wraps, and, barring very rare occasions, will not bare any part of their skin in sight of another person. This, combined with their hostility to outsiders and Tatooine's remote and arid nature, makes even study of Tusken corpses difficult.

## SOCIETY AND CULTURE

Tusken are a primitive, tribal race, mostly living in small clans scattered throughout Tatooine's deserts. Due to the harsh and unforgiving desert environment, Tusken clans are often xenophobic and territorial, but it is not unknown for them to adopt members of other species into the clan. They believe that all water is sacred and promised to them alone, and are infamous among the other residents of Tatooine for raiding and pillaging settlements and farms.

Tusken clans are usually very stratified, with males as hunters and warriors, while females and children maintain the camp. Tusken warriors hold their bond with their gaderffii weapons and Bantha mounts as sacred, and will choose death before relinquishing either.

## NAMES

Tusken naming traditions vary between clans, but most are made up of harsh, guttural sounds. Tusken do not use surnames.

**Male Names.** Ur Ur, A'Koba, Qeruru'rr, Gr'Karr

**Female Names.** K'Yark, Reirin, K'Orou, Ursarr'u



## TUSKEN TRAITS

As a Tusken, you have the following special traits.

**Ability Score Increase.** Your Constitution score increases by 2, and your Strength or Charisma score increases by 1.

**Age.** Tusken are considered adults when they turn 15. Because of the harsh and unforgiving climate of their home world, they rarely live longer than half a century.

**Alignment.** Tusken culture's violent focus and disregard of those outside the tribe causes them to tend towards chaotic dark side, though there are exceptions.

**Size.** Tusken stand between 5 and 6 feet tall and weigh around 155 lbs. Regardless of your position in that range, your size is Medium.

**Speed.** Your base walking speed is 30 feet.

**Aggressive.** As a bonus action, you can move up to your speed toward an enemy of your choice that you can see or hear. You must end this move closer to the enemy than you started.

**Animal Handler.** You are proficient in Animal Handling.

**Intimidating Roar.** Once per day, you can cast the *fear* force power. Charisma is your forcecasting ability for this power.

**Survivors of the Sands.** You are proficient in Survival. Additionally, you don't treat desert terrain as difficult terrain. Lastly, you have advantage on Constitution saving throws made to avoid exhaustion due to extreme heat.

**Tusken Weaponry.** You have proficiency with the slughtrower and vibromace.

**Languages.** You can speak, read, and write Galactic Basic and Tusken. Tusken is a guttural language characterized by its barks, growls, and roars. While Tusken typically understand Galactic Basic, it is rare to hear them speak anything but Tusken.

## TWI'LEK

### VISUAL CHARACTERISTICS

<i>Skin Color</i>	Blue, brown, dark grey, green, orange, pink, purple, red, tan, teal, white, yellow, or striped
<i>Hair Color</i>	None
<i>Eye Color</i>	Black, blue, brown, green, hazel, orange, pink, purple, or yellow
<i>Distinctions</i>	Lekku, sharp claw-like nails, males often file their teeth to points

### PHYSICAL CHARACTERISTICS

<i>Height</i>	5'3"	+2d12"
<i>Weight</i>	125 lb.	x(2d4) lb.

### SOCIOCULTURAL CHARACTERISTICS

<i>Homeworld</i>	Ryloth
<i>Language</i>	Twi'leki

### BIOLOGY AND APPEARANCE

Twi'leks are usually thin, although corpulent individuals were known to exist. Twi'leks are omnivores; this diet is essential given that food is scarce on their homeworld, Ryloth. Twi'leks possess multiple stomachs, an unusual trait that enables them to eat almost any food. When traveling off their homeworld, twi'leks rarely refuse food, which frequently leads to obesity among starfarers. Twi'lek society also considers obesity as a sign of influence and success.

### SOCIETY AND CULTURE

The natural grace and exotic beauty of the female twi'leks make them a popular target among slave traders. Slavery is the main currency of Ryloth. Some see it as a chance to make money by kidnapping or selling orphaned children, while others see slavery as a way of saving children from growing up in Ryloth's harsh environment. A number of twi'leks believe that slavery is an efficient way to proliferate their species and preserve their culture, as the twi'leks lack their own means of inter-planetary travel. Regardless of how it came about, many twi'leks live as slaves or entertainers and are considered status symbols, especially the females of rarer skin hues. Twi'leks that manage to escape from captivity usually turned to a life of thievery or prostitution, with both genders making use of their powers of seduction.

### NAMES

Twi'lek names combine their first name and a clan name into a single name, rather than having a separate surname.

**Male Names.** Ecrizsati, Gaj'mogos, Ukelweko

**Female Names.** Arag'mure, Oanicfuba, Unaecripi



### TWI'LEK TRAITS

As a twi'lek, you have the following special traits.

**Ability Score Increase.** Your Charisma score increases by 2, and your Dexterity score increases by 1.

**Age.** Twi'leks reach adulthood in their late teens and live less than a century.

**Alignment.** Twi'leks harsh upbringing cause them to tend toward the dark side, though there are exceptions.

**Size.** Twi'leks stand between 5 and 7 feet tall and weigh up to 200 lbs. Regardless of your position in that range, your size is Medium.

**Speed.** Your base walking speed is 30 feet.

**Darkvision.** Your vision can easily cut through darkness. You can see in dim light within 60 feet of you as if it were bright light, and in darkness as if it were dim light. You can't discern color in darkness, only shades of gray.

**Elegant Dancers.** You have proficiency with the Performance skill.

**Natural Antitoxins.** You have advantage on saving throws against poison and disease, and you have resistance against poison damage (explained in Chapter 9).

**Unarmed Combatant.** Your unarmed strikes deal 1d4 kinetic damage and have the finesse property.

**Languages.** You can speak, read, and write Galactic Basic and Twi'leki. You can communicate non-verbally with other twi'leks through a complex language of subtle head-tail motions.

## WEEQUAY

### VISUAL CHARACTERISTICS

<i>Skin Color</i>	Brown, gray, red, or yellow
<i>Hair Color</i>	Black or blond
<i>Eye Color</i>	Black, gold, or gray
<i>Distinctions</i>	Tough, leathery skin that provided resistance to blasterfire

### PHYSICAL CHARACTERISTICS

<i>Height</i>	5'5"	+2d8"
<i>Weight</i>	120 lb.	x(2d4) lb.

### SOCIOCULTURAL CHARACTERISTICS

<i>Homeworld</i>	Sriluur
<i>Language</i>	Sriluurian

## BIOLOGY AND APPEARANCE

Weequays are humanoids with thick, leathery skin that ranges in color from tan to dark brown. Their faces are lipless, with a frill along each of their jowls.

## SOCIETY AND CULTURE

Weequays have the ability to communicate with members of their own clan through smell by exuding complex pheromones. This pheromonal language can not be understood by any other species, or even by Weequays of another clan. Only Jedi senses can even tell that two Weequay are communicating. Since each Weequay's pheromones are unique, Weequay have no need for a name within their clan. As a result, speech is only a secondary form of communication for Weequay, and they seldom speak a whole sentence, resulting in Humans mistakenly believing the species to be unintelligent.

Male Weequay often tie their hair into a long braid each year spent away from their homeworld as a tribute to their home. When they returned, they shaved their braids. Weequays serving the Hutts were often very close to their homeworld, and would only have one or two braids. Female Weequay were usually bald, and did not follow this tradition.

## NAMES

Only Weequay who have to live among other clans, or among non-Weequay, take a personal name. Even then, some are simply referred to as "Weequay". In Weequay culture, individual identity is much less important than the clan. As long as the clan survives, a single Weequay is expendable. This results in a sometimes brutal culture.

**Male Names.** Chublu, Fah, Kreakk, Og-Rollo, Yurrenn

**Female Names.** Gila, Qommi, Palsa, Sex, Xelror

**Surnames.** Britreg, Dlur, Klanz, Maub, Semu



## WEEQUAY TRAITS

As a weequay, you have the following special traits.

**Ability Score Increase.** Your Charisma score increases by 2, and your Constitution score increases by 1.

**Age.** Weequay reach adulthood in their late teens and live less than a century.

**Alignment.** Weequay ruthlessness and greed cause them to tend toward chaotic dark side, though there are exceptions.

**Size.** Weequay typically stand about 6 feet tall and weigh 150 lbs. Regardless of your position in that range, your size is Medium.

**Speed.** Your base walking speed is 30 feet.

**Charming.** You have proficiency in Deception or Persuasion.

**Darkvision.** Your vision can easily cut through darkness. You can see in dim light within 60 feet of you as if it were bright light, and in darkness as if it were dim light. You can't discern color in darkness, only shades of gray.

**Keen Smell.** You have advantage on Wisdom (Perception) checks that rely on smell.

**Tanned.** You have tough, leathery skin. While you are unarmored or wearing light armor, your AC is 13 + your Dexterity modifier. Additionally, You have advantage on Constitution saving throws made to avoid exhaustion due to extreme heat.

**Languages.** You can speak, read, and write Galactic Basic and Sriluurian. You can communicate with other Weequay within 30 feet without speaking through use of pheromones. Force attuned individuals can detect the communication but can't understand it.



## WOOKIEE

### VISUAL CHARACTERISTICS

<i>Skin Color</i>	Gray
<i>Hair Color</i>	Different shades of black, brown, and white in varying combinations
<i>Eye Color</i>	Blue, green, yellow, golden, brown, or red
<i>Distinctions</i>	Tall, hair covered, retractable climbing claws, long life spans

### PHYSICAL CHARACTERISTICS

<i>Height</i>	6'3"	+2d12"
<i>Weight</i>	190 lb.	x(2d6) lb.

### SOCIOCULTURAL CHARACTERISTICS

<i>Homeworld</i>	Kashyyyk
<i>Language</i>	Shyriiwook

### BIOLOGY AND APPEARANCE

Wookiees are a tall species of furry giants from the planet Kashyyyk, who can grow to a height of over eight feet. They are covered from head to toe in a thick, shaggy coat of hair with water-shedding properties that notably came in shades of brown, black, gray, and white. The species has two sexes, female and male. The latter grows long beards in adult life. Wookiee eye colors are usually blue, green, yellow, golden, brown, or red.

### SOCIETY AND CULTURE

Wookiees greatly value honor and loyalty. Therefore, their notion of "family" encompassed much more than just blood ties. A part of that most sacred tradition was the social institution of life debt: when a wookiee's life was saved by someone else, regardless of the species, they would frequently devote themselves to a lifetime of service to their savior and their family. Through the mechanism of the life debt, the People of the Trees used to develop unbreakable bonds with their boon companions and true friends, forming a "honor family."

### NAMES

Wookiee names are diverse; some names are simple and short while others are long and complicated. The majority of names often have softer big sounds and more melodic tones to them. Since offworlders have trouble using wookiees' real names, they often adopt simpler nicknames to go by.

**Male Names.** Fubbodrrl, Gurrupayyc, Kioerrr, Lavgaeffoak, Snrowbishutchuh, Zufiaarkaykkk

**Female Names.** Bulabba, Bonbaegnh, Hopakleupo, Keumnebheu, Onninh, Osstatiemmyock



### WOOKIEE TRAITS

As a wookiee, you have the following special traits.

**Ability Score Increase.** Your Strength score increases by 2, and your Constitution score increases by 1.

**Age.** Wookiees reach adulthood at about 40 and can live to be 400.

**Alignment.** Wookiees tend toward the light side, though there are exceptions.

**Size.** Wookiees tend to tower over other species, reaching heights over 8 feet and weighing 300 pounds. Regardless of your position in that range, your size is Medium.

**Speed.** Your base walking speed is 30 feet.

**Claws.** Your claws are a natural weapon, which you can use to make unarmed strikes. Additionally, your unarmed strikes deal 1d4 kinetic damage.

**Darkvision.** Your vision can easily cut through darkness. You can see in dim light within 60 feet of you as if it were bright light, and in darkness as if it were dim light. You can't discern color in darkness, only shades of gray.

**Hide.** You have a thick hide. While you are unarmored or wearing light armor, your AC is 13 + your Dexterity modifier. Additionally, you have advantage on Constitution saving throws made to avoid exhaustion due to extreme cold.

**Powerful Build.** Your carrying capacity and the weight you can push, drag, or lift doubles. If it would already double, it instead triples.

**Treeclimber.** You have a climbing speed of 30 feet. You have advantage on Strength saving throws and Strength (Athletics) checks that involve climbing.

**Languages.** You can speak, read, and write Shyriiwook. You can understand spoken and written Galactic Basic, but your vocal cords do not allow you to speak it.

## ZABRAK

### VISUAL CHARACTERISTICS

<i>Skin Color</i>	Pale to dark brown, red, orange and yellow	
<i>Hair Color</i>	Black, blonde, brown, red, or purple	
<i>Eye Color</i>	Yellow, green, orange, brown, blue, red, or purple	
<i>Distinctions</i>	Horns, two hearts, facial tattoos	

### PHYSICAL CHARACTERISTICS

<i>Height</i>	5'1"	+2d12"
<i>Weight</i>	120 lb.	x(2d4) lb.

### SOCIOCULTURAL CHARACTERISTICS

<i>Homeworlds</i>	Iridonia, Dathomir
<i>Language</i>	Zabraki

## BIOLOGY AND APPEARANCE

Zabrak are near-human, but have a number of significant physical characteristics that set them apart from baseline Humanity. The most striking of these are a series of vestigial horns that crown the heads of both males and females. These horns grow at puberty in varying patterns and signified that their rite of passage is drawing near.

In addition to their horns, another of the traits that make zabrak instantly recognizable are their facial tattoos, which are made up of thin lines received during their rite of passage. These could symbolize many things, including but not limited to family lineage, place of birth, or even a design that reflected their individual personalities.

Lastly, zabraks possess a second heart.

## SOCIETY AND CULTURE

Zabrak are often seen by most other species as being single-minded, an observation that is not terribly incorrect. This single-minded determination comes from the fact that they are a species with a strong sense of self-assuredness, confident that they are able to accomplish any task that they set out to do. However, this does not lead a zabrak to develop a sense of prideful superiority towards others. Though it is not uncommon to see competition between colonies, this is not seen as a negative. The zabraks believe that the various experiences of the different colonies only serve to add to the species' overall value throughout the galaxy.

## NAMES

Zabrak names are usually derived from the animals living on their planet. Zabrats don't use surnames.

**Male Names.** Kadro, Muraa, Neqama, Ruvroo, Xadra

**Female Names.** Blostopa, Mega, Novrar, Rebroke



## ZABRAK TRAITS

As a zabrak, you have the following special traits.

**Ability Score Increase.** Your Constitution score increases by 2, and your Strength or Dexterity score increases by 1.

**Age.** Zabrats reach adulthood in their late teens and live less than a century.

**Alignment.** Zabrats tend toward no particular alignment. The best and worst are found among them.

**Size.** Zabrats stand anywhere from 5 to 7 feet tall and weigh up to 300 lbs. Regardless of your position in that range, your size is Medium.

**Speed.** Your base walking speed is 30 feet.

**Coercive.** You have proficiency with Persuasion or Intimidation (your choice).

**Crafters.** You have proficiency with with one set of artisan's implements of your choice.

**Darkvision.** Your vision can easily cut through darkness. You can see in dim light within 60 feet of you as if it were bright light, and in darkness as if it were dim light. You can't discern color in darkness, only shades of gray.

**Second Heart.** When you are reduced to 0 hit points but not killed outright, you can drop to 1 hit point instead. You can't use this feature again until you finish a long rest.

**Unarmed Combatant.** Your unarmed strikes deal 1d4 kinetic damage and have the finesse property.

**Languages.** You can speak, read, and write Galactic Basic and Zabraki.







# CHAPTER 3: CLASSES

**A**DVENTURERS ARE EXTRAORDINARY PEOPLE, DRIVEN BY A THIRST for excitement into a life that others would never dare lead. They are heroes, compelled to explore the dark places of the world and take on the challenges that lesser women and men can't stand against.

Class is the primary definition of what your character can do. It's more than a profession; it's your character's calling. Class shapes the way you think about the world and interact with it and your relationship with other people and powefrs in the galaxy. A fighter, for example, might view the world in pragmatic terms of strategy and maneuvering, and see herself as just a pawn in a much larger game. A consular, by contrast, might see himself as a willing servant of the Force. While the fighter has contacts in a mercenary company or army, the consular might know a number of Jedi or Sith who share his faith.

Your class gives you a variety of special features, such as a fighter's mastery of weapons and armor, and an engineer's powers. At low levels, your class gives you only two or three features, but as you advance in level you gain more and your existing features often improve. Each class entry in this chapter includes a table summarizing the benefits you gain at every level, and a detailed explanation of each one.

Adventurers sometimes advance in more than one class. An operative might switch direction in life and become an engineer. A berserker might discover latent force sensitivity and dabble in the guardian class while continuing to advance as a berserker. Sith purebloods are known to combine martial mastery with force training and advance as fighters and consulars simultaneously. Optional rules for combining classes in this way, called multiclassing, appear in chapter 6.

Many classes and archetypes add material costs to obtain features integral to the class while most others don't. Your GM can choose to waive the time and cost component if they choose to do so.

Additionally, certain classes and subclasses will often find themselves with a singular force or tech point, with which they can do nothing. Any character with the force- or tech-casting feature also gains the following feature:

When you fail an ability check, if you added your proficiency bonus to the check and you did not have advantage or disadvantage, you can spend 1 force or tech point to reroll the die. You can only use this feature once per ability check, and you must use the new roll.

Choose from the following class options:

## CLASSES

Class	Description	Hit Die	Primary Ability	Saving Throw Proficiencies
Berserker	Melee combatant who utilizes rage to increase prowess	d12	Strength	Strength & Constitution
Consular	Force-wielder who focuses on utilizing force powers	d6	Wisdom	Wisdom & Charisma
Engineer	Tech caster who enhances items to benefit allies	d8	Intelligence	Constitution & Intelligence
Fighter	Versatile combatant who excels at both range and in melee	d10	Strength	Strength & Constitution
Guardian	Force-wielder specializing in melee combat	d10	Strength	Constitution & Charisma
Monk	Unarmed combatant who uses focus to fuel abilities	d8	Dexterity	Strength & Dexterity
Operative	Controller who focuses on stealth and techniques	d8	Dexterity	Dexterity & Intelligence
Scholar	Academic who uses wits and allies to control the battlefield	d8	Intelligence	Wisdom & Intelligence
Scout	Versatile combatant who blends tech powers with weapons	d10	Dexterity	Strength & Dexterity
Sentinel	Force-wielder who blends melee combat with the Force	d8	Dexterity	Dexterity & Charisma



## BERSERKER

A MASSIVE WOOKIEE HUNTER PROWLs THROUGH THE FOREST, HEFTING his vibroaxe. With a roar he charges at the pair of trandoshans who dared poach his kin.

A gamorrean snarls at the latest challenger to his authority over their savage tribe, ready to break his neck with his bare hands as he did to the last six rivals.

Frothing at the mouth, a nikto slams his helmet into the face of his foe, then turns to drive his armored elbow into the gut of another.

These berserkers, different as they might be, are defined by their rage: unbridled, unquenchable, and unthinking fury. More than a mere emotion, their anger is the ferocity of a cornered predator, the unrelenting assault of a storm, the churning turmoil of the sea. For every berserker, rage is a power that fuels not just a battle frenzy but also uncanny reflexes, resilience, and feats of strength.

### PRIMAL INSTINCT

People of towns and cities take pride in how their civilized ways set them apart from animals, as if denying one's own nature was a mark of superiority. To a berserker, though, civilization is no virtue, but a sign of weakness. The strong embrace their animal nature keen instincts, primal physicality, and ferocious rage. Berserkers are uncomfortable when hedged in by walls and crowds. They thrive where the civilized don't.

Berserkers come alive in the chaos of combat. They can enter a berserk state where rage takes over, giving them superhuman strength and resilience. A berserker can draw on this reservoir of fury only a few times without resting, but those few rages are usually sufficient to defeat whatever threats arise.

### A LIFE OF DANGER

Not every person deemed "berserkers" by scions of civilized society has the berserker class. A true berserker among these people is as uncommon as a skilled fighter in a town, and he or she plays a similar role as a protector of the people and a leader in times of war. Life in the wild places of the world is fraught with peril: rival tribes, deadly weather, and terrifying monsters. Berserkers charge headlong into that danger so that their people don't have to.

Their courage in the face of danger makes berserkers perfectly suited for adventuring. Wandering is often a way of life for their native tribes, and the rootless life of the adventurer is little hardship for a berserker. Some berserkers miss the close-knit family structures of the tribe, but eventually find them replaced by the bonds formed among the members of their adventuring parties.



### CREATING A BERSERKER

When creating a berserker character, think about where your character comes from and his or her place in the world. Talk with your GM about an appropriate origin for your berserker. Did you come from a remote planet, making you a stranger in the area of the campaign? Or is the campaign set in a rough-and-tumble frontier where berserkers are common?

What led you to take up the adventuring life? Were you lured to settled planets by the promise of riches? Did you join forces with soldiers of those lands to face a shared threat? Did monsters or an invading horde drive you out of your homeland, making you a rootless refugee? Perhaps you were a prisoner of war, brought in chains to "civilized" lands and only now able to win your freedom. Or you might have been cast out from your people because of a crime you committed, a taboo you violated, or a coup that removed you from a position of authority.

### QUICK BUILD

You can make a berserker quickly by following these suggestions. First, put your highest ability score in Strength, followed by Constitution. Second, choose the mercenary background.



## THE BERSERKER

Level	Proficiency Bonus	Features	Rages	Rage Damage	Berserker Instincts
1st	+2	Rage, Unarmored Defense	2	+2	—
2nd	+2	Reckless Attack, Berserker Instincts	2	+2	2
3rd	+2	Danger Sense, Berserker Approach	3	+2	2
4th	+2	Ability Score Improvement	3	+2	2
5th	+3	Extra Attack	3	+2	2
6th	+3	Approach feature	4	+2	2
7th	+3	Feral Impulse	4	+2	3
8th	+3	Ability Score Improvement	4	+2	3
9th	+4	Brutal Critical (one die)	4	+3	3
10th	+4	Approach feature	4	+3	3
11th	+4	Relentless Rage	4	+3	3
12th	+4	Ability Score Improvement	5	+3	3
13th	+5	Brutal Critical (two dice)	5	+3	4
14th	+5	Approach feature	5	+3	4
15th	+5	Persistent Rage	5	+3	4
16th	+5	Ability Score Improvement	5	+4	4
17th	+6	Brutal Critical (three dice)	6	+4	5
18th	+6	Indomitable Might	6	+4	5
19th	+6	Ability Score Improvement	6	+4	5
20th	+6	Primal Champion	Unlimited	+4	5

## CLASS FEATURES

As a berserker, you gain the follow class features.

### HIT POINTS

**Hit Dice:** 1d12 per berserker level

**Hit Points at 1st Level:** 12 + your Constitution modifier

**Hit Points at Higher Levels:** 1d12 (or 7) + your Constitution modifier per berserker level after 1st

### PROFICIENCIES

**Armor:** Light armor, medium armor

**Weapons:** All vibroweapons, simple blasters

**Tools:** None

**Saving Throws:** Strength, Constitution

**Skills:** Choose two from Animal Handling, Athletics, Intimidation, Nature, Perception, Survival

### EQUIPMENT

You start with the following equipment, in addition to the equipment granted by your background:

- (a) a martial vibroweapon and a light or medium physical shield or (b) two martial vibroweapons
- (a) two techaxes or (b) two vibrospears
- An explorer's pack

### VARIANT: STARTING WEALTH

In lieu of the equipment granted by your class and background, you can elect to purchase your starting gear. If you do so, you receive no equipment from your class and background, and instead roll for your starting wealth using the criteria below:

Class	Funds
Berserker	5d4 x 100 cr

## RAGE

### *Berserker: 1st level*

In battle, you fight with primal ferocity. On your turn, you can enter a rage as a bonus action if you aren't wearing heavy armor.

While raging, you gain the following benefits:

- You have advantage on Strength checks and Strength saving throws.
- When you make a melee weapon attack using Strength, you gain a bonus to the damage roll that increases as you gain levels as a berserker, as shown in the Rage Damage column of the berserker table.
- You have resistance to kinetic and energy damage.

If you are able to cast powers, you can't cast them or concentrate on them while raging.

Your rage lasts for 1 minute. It ends early if you are knocked unconscious, you don heavy armor, or if your turn ends and you haven't taken a hostile action or taken damage since your last turn. You can also end your rage on your turn as a bonus action.

You can enter a rage a number of times as shown for your berserker level in the Rages column of the berserker table. You regain all expended uses when you complete a long rest.

## UNARMORED DEFENSE

### *Berserker: 1st level*

While you are not wearing any armor, your Armor Class equals 10 + your Dexterity modifier + your Constitution modifier. You can use a shield and still gain this benefit.

## RECKLESS ATTACK

### *Berserker: 2nd level*

You can throw aside all concern for defense to attack with fierce desperation. When you make your first attack on your turn, you can decide to attack recklessly. Doing so gives you advantage on melee weapon attack rolls using Strength during this turn, but attack rolls against you have advantage until your next turn.

## BERSERKER INSTINCTS

### *Berserker: 2nd level*

You've honed two instincts, as detailed at the end of the class description. You hone an additional instinct at 7th, 13th, and 17th level.

## DANGER SENSE

### *Berserker: 3rd level*

You gain an uncanny sense of when things nearby aren't as they should be, giving you an edge when you dodge away from danger. You have advantage on Dexterity saving throws against effects that you can see, such as traps and powers. To gain this benefit, you can't be blinded, deafened, or incapacitated.

## BERSERKER APPROACH

### *Berserker: 3rd, 6th, 10th, and 14th level*

You choose an approach that shapes the nature of your rage which is detailed at the end of the class description.

## ABILITY SCORE IMPROVEMENT

### *Berserker: 4th, 8th, 12th, 16th, and 19th level*

You can increase one ability score by 2, or you can increase two ability scores by 1. You can't increase an ability score above 20 using this feature.

## EXTRA ATTACK

### *Berserker: 5th level*

You can attack twice, instead of once, whenever you take the Attack action on your turn.

## FERAL IMPULSE

### *Berserker: 7th level*

Your instincts are so honed that you have advantage on initiative rolls.

Additionally, if you are surprised at the start of combat and aren't incapacitated, you can act normally on your first turn, but only if you enter your rage before doing anything else on that turn.

## BRUTAL CRITICAL

### *Berserker: 9th, 13th, and 17th level*

You can roll one additional weapon damage die when determining the extra damage for a critical hit with a melee attack.

This increases to two additional dice at 13th level and three additional dice at 17th level.

## RELENTLESS RAGE

### *Berserker: 11th level*

Your rage can keep you fighting despite grievous wounds. If you drop to 0 hit points while you're raging and don't die outright, you can make a DC 10 Constitution saving throw. If you succeed, you drop to 1 hit point instead. Each time you use this feature after the first, the DC increases by 5. When you finish a short or long rest, the DC resets to 10.

## PERSISTENT RAGE

### *Berserker: 15th level*

Your rage is so fierce that it ends early only if you fall unconscious or if you choose to end it.

## INDOMITABLE MIGHT

### *Berserker: 18th level*

If your total for a Strength check is less than your Strength score, you can use that score in place of the total.

## PRIMAL CHAMPION

### *Berserker: 20th level*

You embody the power of the wilds. Your Strength or Dexterity score increases by 2, and your Constitution score increases by 2. Your maximum for those scores increases by 2.

Additionally, you can enter rage an unlimited number of times, and entering rage no longer requires your bonus action on your turn.



## BERSERKER INSTINCTS

The instincts are presented in alphabetical order. If an instinct has prerequisites, you must meet them to learn it. You can learn an instinct at the same time you meet its prerequisites.

### ACKLAY'S INSTINCT

While raging, you have advantage on Constitution saving throws.

### BANTHA'S INSTINCT

*Prerequisite: 7th level*

Your carrying capacity and the weight you can push, drag, or lift doubles. If it would already double, it instead triples. Additionally, you have advantage on Strength checks made to push, pull, lift, or break objects.

### BLURRG'S INSTINCT

Whether mounted or on foot, your travel pace is doubled, as is the travel pace of up to ten companions while they're within 60 feet of you and you're not incapacitated.

### BOGGDO'S INSTINCT

*Prerequisite: 13th level*

While raging you have a flying speed equal to your current walking speed, though you fall if you end your turn in the air and nothing else is holding you aloft.

### CHIRODACTYL'S INSTINCT

*Prerequisite: 7th level*

While raging, you have blindsight to a range of 30 feet, and you have advantage on Wisdom (Perception) checks that rely on sound, as long as you aren't deafened.

### DEWBACK'S INSTINCT

Choose three damage types other than true damage. While raging, you have resistance to the chosen damage types.

### FIGHTER'S INSTINCT

You adopt a particular style of fighting as your specialty. Choose one of the Fighting Style options, detailed in Chapter 6.

### FYRNOCK'S INSTINCT

While raging, you can use your bonus action to leap up to 30 feet to an empty space you can see. When you land you deal kinetic damage equal to your Strength modifier to each creature within 5 feet of where you land. You can use this feature a number of times equal to your Constitution modifier (a minimum of once). You regain all expended uses when you complete a long rest.

### HAWK'S INSTINCT

*Prerequisite: 7th level*

You can see up to 1 mile away with no difficulty. You are able to discern even fine details as though looking at something no more than 100 feet away from you. Additionally, dim light doesn't impose disadvantage on your Wisdom (Perception) checks.

### KATARN'S INSTINCT

You gain a climbing speed equal to your movement speed.

### LOTH-CAT'S INSTINCT

While you're raging, other creatures have disadvantage on opportunity attack rolls against you, and you can take the Dash action as a bonus action on your turn.

### PREDATOR'S INSTINCT

Your speed increases by 10 feet.

### RANCOR'S INSTINCT

*Prerequisite: 13th level*

While you're raging any creature within 5 feet of you that's hostile to you has disadvantage on attack rolls against targets other than you or another character with this feature. An enemy is immune to this effect if it can't see or hear you or if it can't be frightened.

### TACTICIAN'S INSTINCT

When you use your Reckless Attack feature, you can choose to not have advantage on your attack rolls this turn. If you do so, friendly creatures within 5 feet of a hostile creature that is within 5 feet of you have advantage on attack rolls against that creature.

### TRACKER'S INSTINCT

*Prerequisite: 7th level*

You can track other creatures while traveling at a fast pace, and you can move stealthily while traveling at a normal pace.

### TERENTATEK'S INSTINCT

*Prerequisite: 13th level*

When you are forced to make a saving throw against a force power, you can immediately use your reaction to move up to half your speed towards the source power's caster. If you end this movement within 5 feet of the target, you can immediately make one melee weapon attack against the target as a part of that reaction.

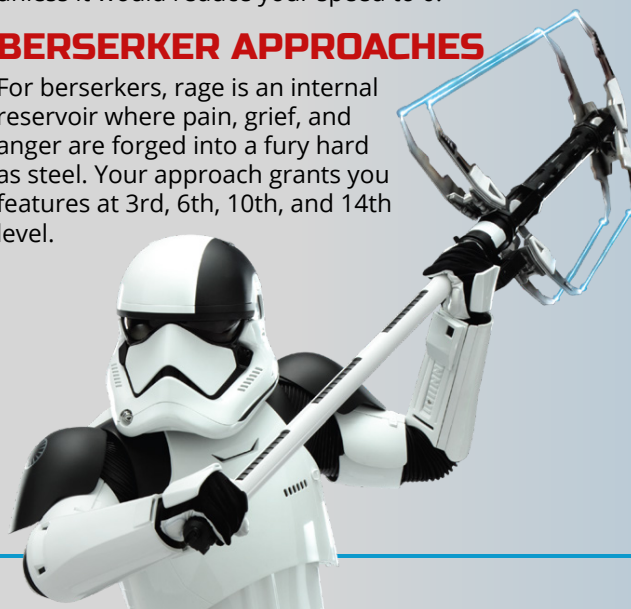
### VARACTYL'S INSTINCT

*Prerequisite: 13th level*

While raging, you have advantage Dexterity checks, your attack rolls can't suffer from disadvantage, and each slowed level only reduces your speed by 5 feet, unless it would reduce your speed to 0.

## BERSERKER APPROACHES

For berserkers, rage is an internal reservoir where pain, grief, and anger are forged into a fury hard as steel. Your approach grants you features at 3rd, 6th, 10th, and 14th level.



## BALLISTIC APPROACH

For many, rushing an opponent with guns blazing is a last resort. For Berserkers of the Ballistic Approach, this isn't a last resort; it's the primary plan. Leading with a blaster and pure, unbridled rage, the berserker never lets an empty gun diminish their fury.

### FIRESTORM

#### *Ballistic Approach: 3rd level*

You gain proficiency in martial blasters with the burst or rapid property. Additionally, you've learned to use ranged weapons with untold fury. While wielding a blaster with which you are proficient, you gain the following benefits:

- When making a ranged weapon attack while within 30 feet of your target, you use your choice of Strength or Dexterity modifier for the attack and damage rolls. You must use the same modifier for both rolls.
- When you use a blaster as an improvised weapon, you are considered proficient with it.

### EXPLOSIVE

#### *Ballistic Approach: 3rd and 9th level*

While raging, you gain the following benefits:

- When you roll a 1 or 2 on a damage die for an attack made with a blaster weapon, you can reroll the die and must use the new roll, even if the new roll is a 1 or a 2.
- You add your rage damage to damage rolls from ranged weapon attacks using Strength. You may only apply your rage damage to one target when you use the burst property.
- At 9th level, when a creature rolls a 1 on a saving throw against your burst or rapid property, you can add your Brutal Critical dice to the damage.

### RAMPAGE

#### *Ballistic Approach: 6th level*

While raging, when you deal damage with a blaster with which you are proficient, and you added your Strength modifier to the damage roll, you can use a bonus action to move up to half your speed towards your target. You must end this movement closer to your target than you started. If you end this movement within 5 feet of your target, you can make one melee weapon attack with your blaster as a part of this bonus action.

Additionally, when a creature rolls a 1 on a saving throw against your burst or rapid property, you can apply your Brutal Critical dice to the roll against that creature.

### DOWN, NOT OUT

#### *Ballistic Approach: 10th level*

When you are hit with an attack by a creature within 30 feet of you, you can use your reaction to make a single attack against that creature with a blaster with which you are proficient.

### BRAWN

#### *Ballistic Approach: 14th level*

When you use the burst property of a blaster with which you are proficient, you can apply your rage damage bonus to every target that takes damage, instead of just one. Additionally, when a creature fails the saving throw against your burst or rapid property, it is knocked prone.





## MARAUDER APPROACH

Few things are more terrifying than being in the path of a Berserker who has learned the ways of the Force. Those who follow this path unlock something deep within them, a well of untamed power from the depths of their fury. When a marauder unleashes their rage, they channel their brute strength into primal might, and uses it to devastate his foes in a hail of fire, blades, and blood. Due to the uncontrolled nature of their powers, marauders have a dangerous predilection for the strength and raw power offered by the dark side, and many fall into it's clutches. Even those who do not are always tempted by the voices of fury barely contained within.

### FORCECASTING

#### *Marauder Approach: 3rd level*

You have derived powers from your primal connection to the Force. See chapter 10 for the general rules of forcecasting and chapter 11 for the force powers list.

### FORCE POWERS KNOWN

You learn 4 force powers of your choice, and you learn more at higher levels, as shown in the Force Powers Known column of the Marauder Approach Forcecasting table. You may not learn a force power of a level higher than your Max Power Level, and you may learn a force power at the same time you learn its prerequisite.

### FORCE POINTS

You have a number of force points equal to your berserker level, as shown in the Force Points column of the Marauder Approach Forcecasting table, + your Wisdom or Charisma modifier (your choice). You use these force points to cast force powers. You regain all expended force points when you finish a long rest.

### MAX POWER LEVEL

Many force powers can be overpowered, consuming more force points to create a greater effect. You can overpower these abilities to a maximum level, which increases at higher levels, as shown in the Max Power Level column of the Marauder Approach Forcecasting table.

You may only cast force powers at 4th-level once. You regain the ability to do so after a long rest.

### FORCECASTING ABILITY

Your forcecasting ability varies based on the alignment of the powers you cast. You use Wisdom for light side powers, Charisma for dark side powers, and Wisdom or Charisma for universal powers (your choice). You use this ability score modifier whenever a power refers to your forcecasting ability. Additionally, you use this ability score modifier when setting the saving throw DC for a force power you cast and when making an attack roll with one.

**Force save DC** = 8 + your proficiency bonus + your forcecasting ability modifier

**Force attack modifier** = your proficiency bonus + your forcecasting ability modifier

## FURIOUS FORCE

#### *Marauder Approach: 3rd level*

You can cast force powers while raging as long as the power's casting time is no more than 1 action, the power does not require concentration, and you are not wearing heavy armor or wielding a medium or heavy shield. While raging, you add your rage damage to damage rolls from force powers you cast that require a force attack or saving throw. If a force power damages more than one target, you may only apply your rage damage to one of them.

Casting force powers during rage counts as attacking for the purposes of maintaining rage, and you can use your Reckless Attack feature to gain advantage when casting a force power that requires a force attack.





## RECKLESS POWER

### *Marauder Approach: 6th level*

Weapons and the force are equally an extension of your rage. While you are raging and you use your action to cast a force power, you can make a single melee weapon attack as a bonus action.



## MARAUDER APPROACH FORCECASTING

Level	Force Powers Known	Force Points	Max Power Level
3rd	4	3	1st
4th	6	4	1st
5th	7	5	1st
6th	8	6	1st
7th	10	7	2nd
8th	11	8	2nd
9th	12	9	2nd
10th	13	10	2nd
11th	14	11	2nd
12th	15	12	2nd
13th	17	13	3rd
14th	18	14	3rd
15th	19	15	3rd
16th	20	16	3rd
17th	22	17	4th
18th	23	18	4th
19th	24	19	4th
20th	25	20	4th

## POWERFUL PRESENCE

### *Marauder Approach: 10th level*

As a bonus action, you unleash a battle cry infused with force energy. Choose up to ten other creatures of within 60 feet of you that can hear you. Friendly creatures have advantage on attack rolls and saving throws until the start of your next turn, and hostile creatures have disadvantage on attack rolls and saving throws until the end of your next turn.

Once you've used this feature, you can't use it again until you finish a long rest.

## FORCE STORM

### *Marauder Approach: 14th level*

You can expel the might of your rage all at once to unleash a devastating storm of force energy. As an action, you can end your rage early, forcing each creature within 15 feet of you to make a Dexterity saving throw against your universal force save DC. On a failed save, a creature takes 1d12 force damage for each round you've spent in rage, or half as much on a successful one.

## PRECISION APPROACH

Some berserkers have learned to channel their rage into a method of increasing their focus and precision to supernatural levels. Those berserkers who choose the Precision Approach hone their rage to a fine point, becoming agile warriors who ruthlessly dispatch their foes.

### CAREFUL STEPS

*Precision Approach: 3rd level*

You gain skills that represent your precise movement. You gain proficiency in your choice of Acrobatics or Stealth. While raging, you have advantage on checks you make with the chosen skill.

### FOCUSED RAGE

*Precision Approach: 3rd level*

You hone your rage to a razor sharp focus. While raging, when you make a melee weapon attack using Dexterity, you add your rage damage to the damage roll. Additionally, you can use your Reckless Attack feature to give you advantage on melee weapon attacks using Dexterity during your turn.

### BATTLE ANTICIPATION

*Precision Approach: 6th level*

While raging, your critical hit range with melee weapon attacks using Dexterity increases by 1.

### IMPROVED DANGER SENSE

*Precision Approach: 10th level*

While raging, when you are subjected to an effect that allows you to make a Dexterity saving throw to take only half damage against effects that you can see, such as traps and powers, you are treated as proficient in the save, and you instead take no damage if you succeed on a saving throw, and only half damage if you fail.

### CALM WITHIN THE STORM

*Precision Approach: 14th level*

The precision with which you act during your rage causes you to become a storm of reactive lethality. When you use your Reckless Attack feature, you can make a number of opportunity attacks equal to your proficiency bonus without using your reaction, and when a creature within 5 feet of you misses you with an attack, you can use your reaction to make a melee weapon attack using Dexterity against that creature. You can only take one reaction per turn.





## WARCHIEF APPROACH

For some berserkers, it is their duty or birthright to lead their tribe and kin to battle and victory. The Warchief Approach is one forged from alliances, bonds, and strategy. In combat, your rages are less mindless, and more focused. Ignoring the distractions of unimportant events, your attention hones in on the battlefield and how best to direct and control it. You guide your allies' strikes, and your presence is enough to wash away their fatigue.



## SAVAGE DIPLOMAT

### *Warchief Approach: 3rd level*

Your path necessitates that you build relationships with others, for the betterment of your tribe or yourself. You gain proficiency in one of the following skills of your choice: Persuasion or Intimidation. You can choose to learn one language in place of the skill proficiency.

## COMMANDING RAGE

### *Warchief Approach: 3rd level*

You become more aware of your allies, and their intent when fighting at your side. While you are raging, when an ally within 10 feet of you makes an attack roll against an enemy, you can use your reaction to grant advantage to that attack and add your rage damage bonus to the damage roll, if the attack hits.

You can use this feature a number of times equal to your proficiency bonus, as shown in the berserker table. You regain all expended uses when you complete a short or long rest.

## INSPIRING PRESENCE

### *Warchief Approach: 6th level*

Your mere presence on the battlefield rallies your allies. When you rage, choose up to 3 allies that you can see within 30 feet of you. Each creature gains temporary hit points equal to half your berserker level (rounded down) + your Charisma modifier (minimum of one).

## RAID PLANNING

### *Warchief Approach: 10th level*

You learn to flare up your allies' drive for combat, urging them to follow you into the fray. During a long rest, you tell sagas, sing battle songs, and give inspiring speeches. At the end of the long rest choose up to 5 creatures that can hear and understand you (which can include yourself) to add your Charisma modifier (minimum of one) to their next initiative roll, and a 10 foot bonus to their speed on their first turn of combat.

## WAR CHANT

### *Warchief Approach: 14th level*

You have memorized the litanies, songs, and chants of your people and their dedication to war. When you enter a rage on your turn, you can enter a commanding rage for one minute. When you do so, during this turn and at the start of each of your turns, you have a number of special reactions equal to your proficiency bonus you can only use for your Commanding Rage feature. When you use Commanding Rage with these special reactions, they do not count against your uses of that feature. You can only use one reaction per turn. Additionally, during this rage, when an enemy within 10 feet of you makes an attack roll against an ally, you can use your reaction to reduce the attack by an amount equal to your Charisma modifier.

Once you've used this feature, you must complete a long rest before you can use it again.



## CONSULAR

A TWI'LEK IN BLACK ROBES STEPS ON A TERRIFIED RODIAN, WHO scampers away on the ground. Lightning sparks from his fingers, illuminating his red and black tattoos. The rodian's pleas for mercy fall on deaf ears as the Sith channels his lightning into his failed apprentice, leaving nothing but a charred husk behind.

Sitting cross-legged on a dense patch of grass, a miraluka mystic meditates on the Force. With every breath, the trees sway with a rhythmic breeze. Though she lacks simple vision, she can see the Force as it moves everything around her.

A drably-robed human focuses inward, channeling the Force into the ground around him. Slowly, all the debris within arms reach rises into the air around him; with a flick of his wrist, he clears the air, sending his projectiles to pound on the approaching tank.

Consulars are the supreme wielders of the Force, defined and united by the powers they cast. Drawing on the omnipresent Force that permeates the universe, consulars cast powers of rejuvenating healing and destructive lightning, draining life-force and manipulating minds; the most powerful with the Force can even experience brief glimpses of the future.

### STRONG WITH THE FORCE

Refraining from drawing their lightsabers except as a measure of last resort, consulars spend a great deal of time studying the mysteries of the Force. Their knowledge allows them to channel the Force to greater heights, unlocking unrivaled power, and twisting those powers to greater effect.

### SAGE OR SORCERER

Consulars who follow the light side of the Force, using their powers to better their communities and people, are often called sages, while consulars who fall to the dark side and subjugate or cast aside all in their path are commonly called sorcerers. Alternatively, they may tend toward the middle, refraining from politics and war, spending their time in isolation and study.



### CREATING A CONSULAR

While creating your consular, consider your personal philosophy in regards to the Force and its most famous practitioners – the Jedi and the Sith. Are you a member of one of the two orders, or do you walk a different path? Perhaps you were ostracized from your primitive village out of superstition or jealousy. You may have been brutally trained from a young age in the dark side, fueling your innate thirst for power, or perhaps you were trained as a padawan in one of the Jedi temples. How do you treat strangers, and how do they treat you once they know your abilities? What was your family like, or what did you have instead of a family? Do you see the Force as light and dark, or an impartial river of gray?

### QUICK BUILD

You can make a consular quickly by following these suggestions. First, make Wisdom or Charisma your highest ability score, followed by Dexterity. Second, choose the Jedi or Sith background.

## THE CONSULAR

Level	Proficiency Bonus	Features	Force Powers Known	Force Points	Max Power Level
1st	+2	Forcecasting, Force Recovery	9	4	1st
2nd	+2	Force-Empowered Casting, Force Shield	11	8	1st
3rd	+2	Force Affinity, Consular Tradition	13	12	2nd
4th	+2	Ability Score Improvement	15	16	2nd
5th	+3	—	17	20	3rd
6th	+3	Tradition feature	19	24	3rd
7th	+3	—	21	28	4th
8th	+3	Ability Score Improvement	23	32	4th
9th	+4	Force-Empowered Casting (three options)	25	36	5th
10th	+4	Tradition feature	26	40	5th
11th	+4	—	28	44	6th
12th	+4	Ability Score Improvement	29	48	6th
13th	+5	—	31	52	7th
14th	+5	Tradition feature	32	56	7th
15th	+5	—	34	60	8th
16th	+5	Ability Score Improvement	35	64	8th
17th	+6	Force-Empowered Casting (four options)	37	68	9th
18th	+6	Tradition feature	38	72	9th
19th	+6	Ability Score Improvement	39	76	9th
20th	+6	One with the Force	40	80	9th

## CLASS FEATURES

As a consular, you gain the following class features.

### HIT POINTS

**Hit Dice:** 1d6 per consular level

**Hit Points at 1st Level:** 6 + your Constitution modifier

**Hit Points at Higher Level:** 1d6 (or 4) + your Constitution modifier per consular level after 1st

### PROFICIENCIES

**Armor:** None

**Weapons:** Simple lightweapons, simple vibroweapons

**Tools:** None

**Saving Throws:** Wisdom, Charisma

**Skills:** Choose two from Deception, Insight, Intimidation, Investigation, Lore, Medicine, and Persuasion

### EQUIPMENT

You start with the following equipment, in addition to the equipment granted by your background:

- (a) a simple lightweapon or (b) a simple vibroweapon
- (a) a scholar's pack, (b) an explorer's pack, or (c) a diplomat's pack

### VARIANT: STARTING WEALTH

In lieu of the equipment granted by your class and background, you can elect to purchase your starting gear. If you do so, you receive no equipment from your class and background, and instead roll for your starting wealth using the criteria below:

Class	Funds
Consular	5d4 x 100 cr

## FORCECASTING

---

### *Consular: 1st level*

In your meditations on the force, you have learned powers, fragments of knowledge that imbue you with an abiding force ability. See chapter 10 for the general rules of forcecasting and chapter 11 for the force powers list.

### FORCE POWERS KNOWN

You learn 9 force powers of your choice, and you learn more at higher levels, as shown in the Force Powers Known column of the consular table. You may not learn a force power of a level higher than your Max Power Level, and you may learn a force power at the same time you learn its prerequisite.

### FORCE POINTS

You have a number of force points equal to your consular level x 4, as shown in the Force Points column of the consular table, + your Wisdom or Charisma modifier (your choice). You use these force points to cast force powers. You regain all expended force points when you finish a long rest.

### MAX POWER LEVEL

Many force powers can be overpowered, consuming more force points to create a greater effect. You can overpower these abilities to a maximum level, which increases at higher levels, as shown in the Max Power Level column of the consular table.

You may only cast force powers at 6th, 7th, 8th, and 9th-level once. You regain the ability to do so after a long rest.

### FORCECASTING ABILITY

Your forcecasting ability varies based on the alignment of the powers you cast. You use Wisdom for light side powers, Charisma for dark side powers, and Wisdom or Charisma for universal powers (your choice). You use this ability score modifier whenever a power refers to your forcecasting ability. Additionally, you use this ability score modifier when setting the saving throw DC for a force power you cast and when making an attack roll with one.

**Force save DC** = 8 + your proficiency bonus + your forcecasting ability modifier

**Force attack modifier** = your proficiency bonus + your forcecasting ability modifier

## FORCE RECOVERY

---

### *Consular: 1st level*

You have learned to regain some of your energy by briefly meditating. When you finish a short rest, you can regain a number of force points equal to half your consular level (rounded down) + your Wisdom or Charisma modifier (your choice, minimum of one). Once you've used this feature, you must complete a long rest before you can use it again.

## FORCE-EMPOWERED CASTING

---

### *Consular: 2nd, 9th, and 17th level*

You gain the ability to twist your powers to suit your needs. When you cast a force power, you can expend

additional force points to modify the power. You gain two of the following Force-Empowered Casting options of your choice. You gain another one at 9th and 17th level.

You can use only one Force-Empowered Casting option on a power when you cast it, unless otherwise noted.

### CAREFUL POWER

When you cast a power that forces other creatures to make a saving throw, you can protect some of those creatures from the power's full force. To do so, you spend 1 additional force point and choose a number of those creatures up to your Wisdom or Charisma modifier (your choice, minimum of one). A chosen creature automatically succeeds on its saving throw against the power.

### DISTANT POWER

When you cast a power that has a range of 5 feet or greater, you can spend 1 additional force point to double the range of the power.

Alternatively, when you cast a power that has a range of touch, you can spend 1 additional force point to make the range of the power 30 feet.

### EXTENDED POWER

When you cast a power that has a duration of 1 minute or longer, you can spend 1 additional force point to double its duration, to a maximum duration of 24 hours.

### HEIGHTENED POWER

When you cast a power that forces a creature to make a saving throw to resist its effects, you can spend 3 additional force points to give one target of the power disadvantage on its first saving throw made against the power.

### IMPROVED POWER

When you roll damage for a power, you can spend 1 additional force point to reroll a number of the damage dice up to your Wisdom or Charisma modifier (your choice, minimum of one). You must use the new rolls.

You can use Improved Power even if you have already used a different Force-Empowered Casting option during the casting of the power.

### LINGERING POWER

When you cast a power that requires concentration to maintain you can choose to spend 3 additional force points. If you do, when you lose concentration on the power, the power will not end until the end of your next turn.

### PINPOINT POWER

When you cast a power that allows you to force creatures in an area to make a saving throw you can instead spend 1 force point and make a ranged force attack against a single target that would be in the range. On a hit the target suffers the effects as though they failed their saving throw.



### QUICKENED POWER

When you cast a power that has a casting time of 1 action, you can spend 2 additional force points to change the casting time to 1 bonus action for this casting.

### REFOCUSED POWER

When you are forced to make a Constitution saving throw to maintain concentration on a power you can use your reaction and spend 2 force points to automatically succeed on the saving throw.

You can use Refocused Power even if you have already used a different Force-Empowered Casting option during the casting of the power.

### SEEKING POWER

If you miss with a force power that calls for an attack roll, you can spend 2 force points to reroll the attack. You must use the new roll.

You can use Seeking Power even if you have already used a different Force-Empowered Casting option during the casting of the power.

### TWINNED POWER

When you cast a power that targets only one creature and doesn't have a range of self, you can spend a number of additional force points equal to the power's level to target a second creature in range with the same power (1 force point if the power is at-will).

### FORCE SHIELD

*Consular: 2nd level*

You learn how to defend yourself purely through your strength with the Force. When you are hit by an attack, you can use your reaction to shroud yourself in Force energy. Until the start of your next turn, you have a bonus to AC equal to your Wisdom or Charisma modifier (your choice, minimum of +1). This includes the triggering attack.

You can use this feature a number of times equal to your proficiency bonus, as shown in the consular table. You regain all expended uses when you finish a long rest.

### FORCE AFFINITY

*Consular: 3rd level*

You've developed an affinity for one of the three aspects of the Force: the Ashla, the Bendu, or the Bogan. Choose one from the following:

#### ASHLA

When you successfully cast a light side power, either your or the target's (your choice) hit point maximum and current hit points increase by an amount equal to the power's level. This effect lasts for 1 minute. You can only have one instance of this effect active at a time.

#### BENDU

You can add both your Wisdom and Charisma modifier to your maximum number of force points, instead of just one.

#### BOGAN

When you roll a 1 on a damage die for a dark side power, you can reroll the die and must use the new roll, even if the new roll is a 1.

### CONSULAR TRADITION

*Consular: 3rd, 6th, 10th, 14th, and 18th level*

You choose a consular tradition, which is detailed at the end of the class description.

### ABILITY SCORE IMPROVEMENT

*Consular: 4th, 8th, 12th, 16th, and 19th level*

You can increase one ability score by 2, or you can increase two ability scores by 1. You can't increase an ability score above 20 using this feature.

### ONE WITH THE FORCE

*Consular: 20th level*

Your attunement to the Force is absolute. Your Wisdom or Charisma score increases by 4, and your maximum for this score increases by 4. Additionally, you gain mastery over a single force power, and can cast it with little effort. Choose one 3rd-level force power that you know as your signature power. You can cast it once at 3rd level without expending force points. When you do so, you can't do so again until you finish a short or long rest.

If you want to cast it at a higher level, you must expend force points as normal.

### CONSULAR TRADITIONS

Different consulars select different traditions, called Ways, to follow as they hone their powers. Your tradition grants you features at 3rd, 6th, 10th, 14th, and 18th level.



## WAY OF BALANCE

There is serenity in balance, and no one knows this better than the consular. Those consulars who follow the Way of Balance focus on utilizing the Force to equalize the battlefield. They bend the Force to shield their allies and expose their foes.

### FORCE BARRIER

**Way of Balance:** 3rd level

You can weave the Force around yourself for protection. When you cast a universal power of 1st level or higher, you can simultaneously manipulate the Force to create a barrier on yourself that lasts until you finish a long rest. The barrier has hit points equal to twice your consular level + your Wisdom or Charisma modifier (your choice). Your barrier can never have hit points greater than twice your consular level + your Wisdom or Charisma modifier (your choice).

Whenever you take damage, the barrier takes the damage instead. If this damage reduces the barrier to 0 hit points, you take any remaining damage.

While the barrier has 0 hit points, it can't absorb damage, but its power remains. Whenever you cast a universal power of 1st level or higher, the barrier regains a number of hit points equal to twice the level of the power.

Once you create the barrier, you can't create it again until you finish a long rest.

### PROJECTED BARRIER

**Way of Balance:** 6th level

When a creature that you can see within 30 feet of you takes damage, you can use your reaction to cause your Force Barrier to absorb that damage. If this damage reduces the barrier to 0 hit points, the warded creature takes any remaining damage.

### AT-WILL BARRIER

**Way of Balance:** 10th level

Your at-will universal powers grant a small boost to your Force Barrier. When you cast an at-will universal power, the barrier regains 1 hit point. You can't restore your barrier above half its maximum hit points in this way.

### IMPROVED SUPPRESSION

**Way of Balance:** 1st level

At 14th level, when you cast a force power that requires you to make an ability check as a part of casting that power, such as *sever force* or *force suppression*, you add your proficiency bonus to that ability check.

## FORCE RESISTANCE

**Way of Balance:** 1st level

Starting at 18th level, you have advantage on saving throws against force powers. Additionally, you have resistance against the damage of force powers.





## WAY OF LIGHTNING

Of all of the dark arts of the Force, little can match the spectacle and devastation of Force lightning. Those consulars who follow the Way of Lightning summon intense discharges of pure Force energy, overwhelming enemies with punishing damage from a distance, leaving them shaken and vulnerable -- if not dead.

### SHOCKING AFFINITY

#### *Way of Lightning: 3rd level*

When you cast a force power that deals lightning damage, you can use Wisdom or Charisma as your forcecasting ability for it.

Additionally, when you cast a damage-dealing force power that requires a force attack or saving throw, you can cause that power to instead deal lightning damage. If the power would call for a saving throw other than Dexterity, it instead calls for a Dexterity saving throw. If

you hit with the power, or the target fails the power's saving throw, affected creatures become *shocked* until the start of your next turn. You can use this feature a number of times equal to your Wisdom or Charisma modifier (your choice, a minimum of once). You regain all expended uses when you finish a short or long rest.

### POTENT LIGHTNING

#### *Way of Lightning: 6th level*

You add your governing ability modifier (minimum of +1) to any damage you deal with force powers that deal lightning damage that don't already include that modifier.

### BLISTERING REBUKE

#### *Way of Lightning: 10th level*

When a creature within 5 feet of you that you can see hits you with an attack, you can use your reaction to cause the creature to make a Dexterity saving throw. On a failed save, the creature takes 1d10 plus your consular level lightning damage, is pushed back 10 feet, and becomes *shocked* until the end of their next turn. On a successful save, the creature takes half as much damage and isn't moved or *shocked*.

You can use this feature a number of times equal to your Wisdom or Charisma modifier (your choice, a minimum of once). You regain all expended uses when you finish a long rest.

### ELECTRIC ATTUNEMENT

#### *Way of Lightning: 14th level*

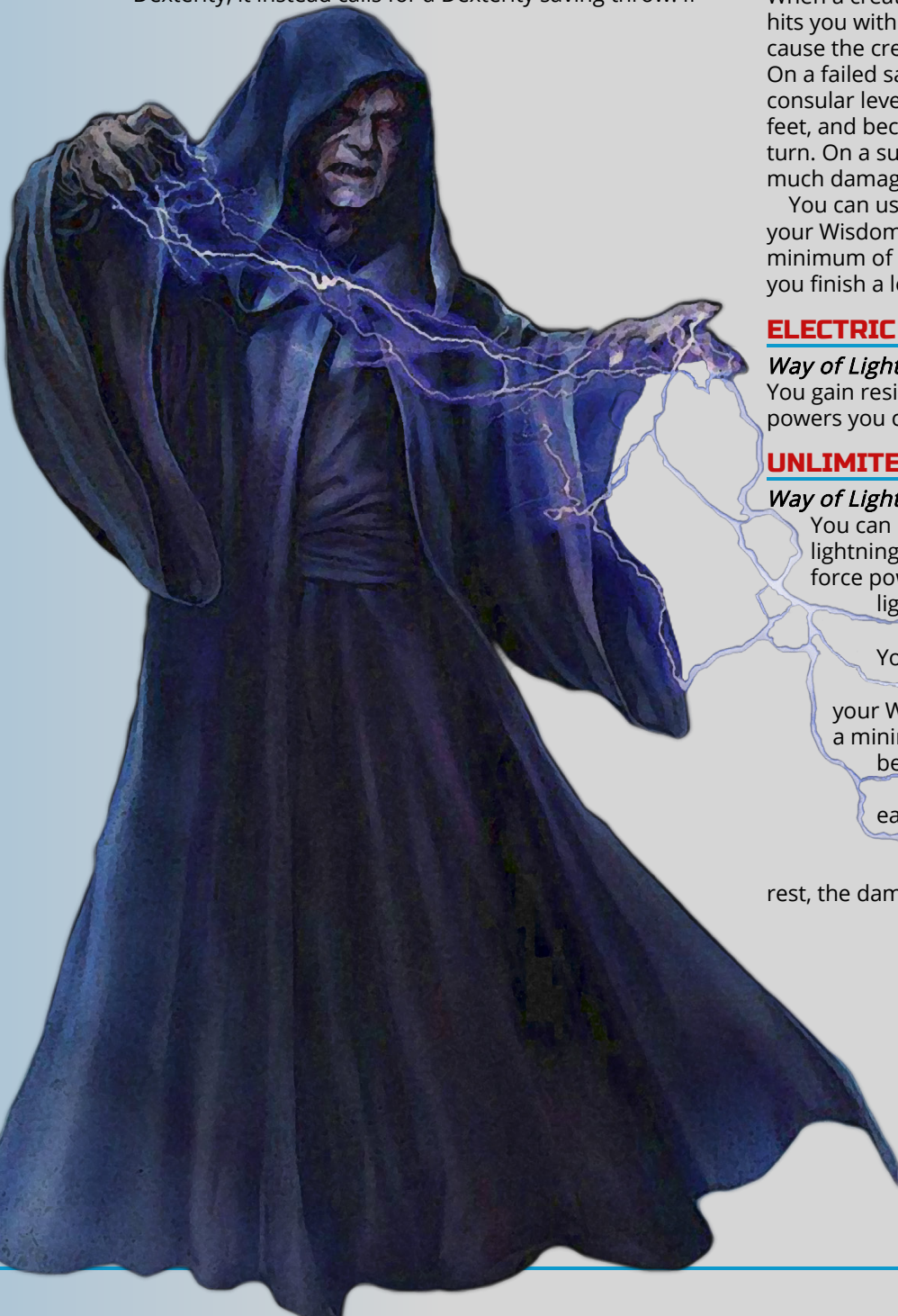
You gain resistance to lightning damage, and force powers you cast ignore resistance to lightning damage.

### UNLIMITED POWER

#### *Way of Lightning: 18th level*

You can increase the power of your simpler lightning force powers. When you cast a force power of 1st through 6th level that deals lightning damage, you can deal maximum damage with that power.

You can use this feature with no adverse effects a number of times equal to your Wisdom or Charisma modifier (your choice, a minimum of once). If you use this feature beyond this before you finish a long rest, you take 2d12 true damage for each level of the power, immediately after you cast it. Each time you use this feature again before finishing a long rest, the damage increases by 1d12.





## WAY OF THE SAGE

The rejuvenating power of the Force is incredible, and the consular is the master of this usage. Those consulars who follow the Way of the Sage assist with an array of healing powers that grant allies the strength to continue through even the harshest of encounters. Separated from the heart of the fray, the sage can be an unfailing warden to those in need.

### DISCIPLE OF LIFE

*Way of the Sage: 3rd level*

When you cast a force power that restores hit points, you can use Wisdom or Charisma as your forcecasting ability for it.

Additionally, whenever you use a force power of 1st level or higher to restore hit points to a creature, the creature regains extra hit points equal to 2 + the power's level.

### PRESERVE LIFE

*Way of the Sage: 6th level*

As an action, you can channel the Force and evoke healing energy that restores a number of hit points equal to five times your consular level. Choose any creatures within 30 feet of you, and divide those hit points among them. This feature can restore a creature to no more than half its hit point maximum. This feature has no effect on droids or constructs.

You can use this feature a number of times equal to your Wisdom or Charisma modifier (your choice, a minimum of once). You regain all expended uses when you finish a long rest.

### BLESSED HEALER

*Way of the Sage: 10th level*

The healing powers you cast on others heal you as well. When you cast a force power that restores hit points to a creature other than you, you regain hit points equal to 2 + the power's level.

### BLESSED BY THE FORCE

*Way of the Sage: 14th level*

You gain the ability to overcome grievous injuries. As a bonus action when you have fewer than half your hit points remaining, you can regain a number of hit points equal to half your hit point maximum.

Once you've used this feature, you can't use it again until you finish a long rest.

### SUPREME HEALING

*Way of the Sage: 18th level*

When you would normally roll one or more dice to restore hit points with a power, you instead use the highest number possible for each die. For instance, instead of restoring 2d6 hit points to a creature, you restore 12.



## WAY OF SUGGESTION

There is power in a light touch, and no one knows this better than the consular. Those consulars who follow the Way of Suggestion have honed their attunement to the Force, allowing them to disappear, despite being in plain sight.

### SUBTLE CONTROL

**Way of Suggestion: 3rd level**

You can befuddle a creature's mind with nothing but a gesture. As an action, you can cause a creature you can see within 30 feet to make a Wisdom saving throw against your universal force save DC. On a failed save, you can force the creature to believe or forget a single aspect of a conversation, observation or encounter it had that you were present for in the past 10 minutes. Whether the creature succeeds or fails their saving throw, you can't use this feature on them again until you finish a long rest.

Additionally, creatures who attempt to detect your use of the Force have disadvantage on ability checks to do so, and if a creature has the *sense force* or *force sight* power active, they must succeed on a universal forcecasting ability check against your universal force save DC in order to notice your usage of the Force, your alignment within the Force, or how strong your connection to the Force is.

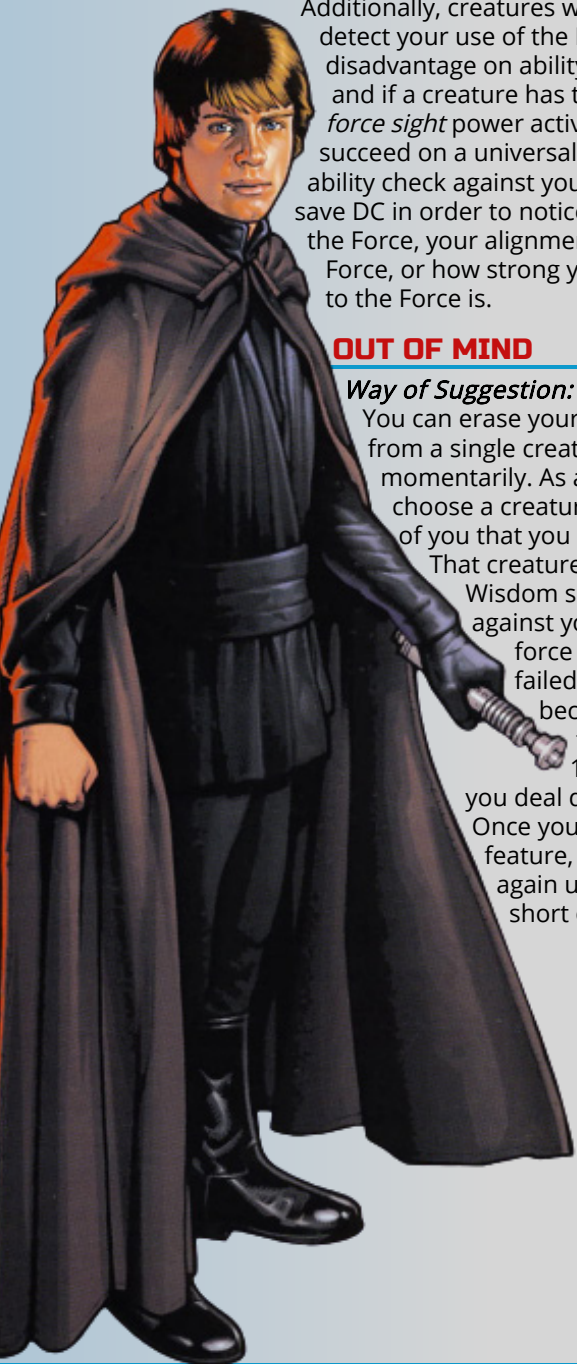
### OUT OF MIND

**Way of Suggestion: 6th level**

You can erase yourself from a single creature's sight momentarily. As a bonus action, choose a creature within 60 feet of you that you are aware of.

That creature must make a Wisdom saving throw against your universal force save DC. On a failed save, you become invisible to that creature for 1 minute, or until you deal damage to it.

Once you've used this feature, you can't use it again until you finish a short or long rest.



### DELICATE POTENCY

**Way of Suggestion: 10th level**

Your mind-affecting powers are particularly potent. When you cast one of *cloud mind*, *dominate mind*, *mass coerce mind*, and *dominate monster*, you can choose to treat the power as if cast at your Max Power Level.

You can use this feature a number of times equal to your Wisdom or Charisma modifier (your choice, a minimum of once). You regain all expended uses when you finish a long rest.

### DELAYED EFFECT

**Way of Suggestion: 14th level**

When you cast a force power, you can delay the effects of the force power for up to a number of rounds equal to half your consular level. If you do so, the power immediately takes effect at the start of your turn, after the specified number of rounds have passed.

Once you've used this feature, you can't use it again until you complete a long rest.

### SUBTLE PRESENCE

**Way of Suggestion: 18th level**

You've learned how to weave the Force around you in a cloak of your choice. As an action, you can focus the Force for 10 minutes. For the duration, you gain your choice of one of the following effects.

You can use each feature once. You regain all expended uses when you complete a long rest.

#### CLOAK OF FRIGHT

Each creature of your choice that is within 60 feet must succeed on a Wisdom saving throw against your universal force save DC or become frightened for 1 minute. A creature can repeat the saving throw at the end of each of its turns, ending the effect on itself on a success.

#### CLOAK OF INVISIBILITY

You and everything you are wearing or carrying become invisible to creatures of your choice. If you damage a creature or affect it with a force power, it can make a Wisdom saving throw against your universal force save DC. On a success, you are no longer invisible to that creature.

#### CLOAK OF MEMORY

Creatures that see you or any allies within 30 feet of you during this time cannot recall your physical appearances, your mannerisms, or any other identifying features.

Creatures that interact with you must make a Wisdom saving throw against your universal force save DC once the interaction ends. You can choose to exclude a creature from this effect. On a failed save, the creature forgets all details of the interaction, rationalizing any of its outcomes.



## ENGINEER

FLINCHING OCCASIONALLY AS A BLASTER BOLT HITS THE NEARBY bulkhead, a Sullustan mechanic quickly solders a large wire. He peers through his tinted goggles, ignoring the shouts of his ship captain as the enemy descends on the hanger. Finally he shouts with pride as the repaired coupling powers up, causing the frigate to hum with energy. He gathers his tools and runs into the ship moments before it finally takes off.

Inside, the human captain jumps into the cockpit. She nods to her droid co-pilot, who quickly begins charting a course home. Before the calculations can be completed, enemy Starfighters scream in from the clouds. The pilot rolls the ship, nimbly evading incoming fire. She reroutes the power to shields, leaving just enough for astronavigation. Just as the energy reserves near depletion, the exosphere and stars beyond blur into streaks of light. In a flash, they warp to safety.

A Cerean officer surveys the battlefield, looking for weaknesses. When he identifies a potential problem, he keys in a quick combination in his wristpad. In a blink, a custom suit of armor assembles itself around him. As the helmet locks into place, the officer leaps into the air, flying overhead and raining destruction on the opposition.

Every machine needs an engineer to run it, and a living crew is no different. Engineers are the experts and professionals who rely on skill, bravery, and their tools to survive and keep others alive. While they do not claim to be fighters, their mere presence can turn the tide of battle or simply keep operations running.

### BEHIND THE CURTAIN

While perhaps not as intimidating as a heavily-armored trooper, or as exotic as a lightsaber-wielding guardian, engineers are no less vital to group dynamic. They are armorers and gunsmiths, electricians and welders, or any other facet to be found in facilities across the galaxy. Their work, often unsung, is what keeps starships (and their crew) intact.

### UNFLAPPABLE

It takes bravery for a soldier to enter a battlefield. It perhaps takes more for someone who is unarmed, and untrained in combat, to do the same. Engineers put their lives on the line for a living, whether by choice or acknowledging their plights as an occupational hazard. Whether they come from an elite training academy or learned their talents surviving in the slums, they are no strangers to danger and conflict.



### CREATING AN ENGINEER

While creating your engineer character, consider what your primary skill set is and how you use it. You could be a street-smart mechanic who taught yourself how to fix swoop bikes as a teenager. Perhaps you are the recent graduate of an esteemed medical college, or a rookie pilot in the fledgling Rebel Alliance. What is the number one skill you are known for? Why are you willing to enter battles when you have no combat training? How do you view the more adventurous members of your group, and how do they see you and your role?

### QUICK BUILD

You can make an engineer quickly by following these suggestions. First, make Intelligence your highest ability score. Your next-highest score should be Constitution. Second, choose the scientist background.

## THE ENGINEER

Level	Proficiency Bonus	Features	Tech Powers Known	Tech Points	Max Power Level	Potent Aptitude	Modification Slots
1	+2	Techcasting, Potent Aptitude	6	2	1st	d4	—
2	+2	Infuse Item (+1), Tool Expertise	7	4	1st	d4	—
3	+2	Engineering Discipline	9	6	2nd	d4	4
4	+2	Ability Score Improvement	10	8	2nd	d4	4
5	+3	—	12	10	3rd	d6	5
6	+3	Discipline feature	13	12	3rd	d6	5
7	+3	—	15	14	4th	d6	5
8	+3	Ability Score Improvement	16	16	4th	d6	5
9	+4	—	18	18	5th	d8	6
10	+4	Infuse Item (+2)	19	20	5th	d8	6
11	+4	—	21	22	6th	d8	7
12	+4	Ability Score Improvement	22	24	6th	d8	7
13	+5	—	23	26	7th	d10	8
14	+5	Discipline feature	24	28	7th	d10	8
15	+5	Infuse Item (+3)	25	30	8th	d10	8
16	+5	Ability Score Improvement	26	32	8th	d10	8
17	+6	—	27	34	9th	d12	9
18	+6	Discipline feature	28	36	9th	d12	9
19	+6	Ability Score Improvement	29	38	9th	d12	9
20	+6	Tech Mastery	30	40	9th	d12	9

## CLASS FEATURES

As an engineer, you gain the following class features.

### HIT POINTS

**Hit Dice:** 1d8 per engineer level

**Hit Points at 1st Level:** 8 + your Constitution modifier

**Hit Points at Higher Levels:** 1d8 (or 5) + your Constitution modifier per engineer level after 1st

### PROFICIENCIES

**Armor:** Light armor

**Weapons:** Simple blasters, simple vibroweapons

**Tools:** Tinker's implements and one of your choice

**Saving Throws:** Constitution, Intelligence

**Skills:** Choose three from Investigation, Lore, Medicine, Nature, Piloting, and Technology

### EQUIPMENT

You start with the following equipment, in addition to the equipment granted by your background:

- (a) a simple vibroweapon or (b) a simple blaster and two power cells
- (a) a dungeoneer's pack or (b) an explorer's pack
- Combat suit, a set of tinker's implements, a vibrodagger, and a wristpad

### VARIANT: STARTING WEALTH

In lieu of the equipment granted by your class and background, you can elect to purchase your starting gear. If you do so, you receive no equipment from your class and background, and instead roll for your starting wealth using the criteria below:

Class	Funds
Engineer	6d4 x 100 cr



## TECHCASTING

---

### *Engineer: 1st level*

During your training you have derived powers from schematics with the aid of your wristpad. See chapter 10 for the general rules of techcasting and chapter 12 for the tech powers list.

### TECH POWERS KNOWN

You learn 6 tech powers of your choice, and you learn more at higher levels, as shown in the Tech Powers Known column of the engineer table. You may not learn a tech power of a level higher than your Max Power Level.

### TECH POINTS

You have a number of tech points equal to your engineer level x 2, as shown in the Tech Points column of the engineer table, + your Intelligence modifier. You use these tech points to cast tech powers. You regain all expended tech points when you finish a short or long rest.

### MAX POWER LEVEL

Many tech powers can be overcharged, consuming more tech points to create a greater effect. You can overcharge these powers to a maximum level, which increases at higher levels, as shown in the Max Power Level column of the engineer table.

You may only cast tech powers at 6th, 7th, 8th, and 9th-level once. You regain the ability to do so after a long rest.

### TECHCASTING ABILITY

Intelligence is your techcasting ability for your tech powers. You use your Intelligence whenever a power refers to your techcasting ability. Additionally, you use your Intelligence modifier when setting the saving throw DC for a tech power you cast and when making an attack roll with one.

**Tech save DC** = 8 + your proficiency bonus + your Intelligence modifier

**Tech attack modifier** = your proficiency bonus + your Intelligence modifier

### TECHCASTING FOCUS

You use a wristpad (found in chapter 5) or the tools in which you are granted proficiency by this class as a tech focus for your tech powers.

### POTENT APTITUDE

---

#### *Engineer: 1st level*

Your technological experience lends you an uncommon insight that you can use to bolster your allies. To do so, you use a bonus action on your turn to choose one creature other than yourself within 60 feet of you who can hear you. That creature gains one Potent Aptitude die, a d4. This die changes as you gain engineer levels, as shown in the Potent Aptitude column of the engineer table.

Once within the next 10 minutes, the creature can roll the die and add the number rolled to one ability check, attack roll, or saving throw it makes. The creature can wait until after it rolls the d20 before deciding to use the Potent Aptitude die, but must decide before the GM says whether the roll succeeds or fails. Once the Potent Aptitude die is rolled, it is lost.

A creature can have only one Potent Aptitude die at a time.

You can use this feature a number of times equal to your proficiency bonus, as shown in the engineer table. You regain any expended uses when you finish a short or long rest.

### INFUSE ITEM

---

#### *Engineer: 2nd level*

You gain the ability to temporarily enhance a weapon or armor. At the end of a long rest, you can touch one unenhanced object that is a suit of armor, a shield, or a simple or martial weapon. Until the end of your next long rest or until you die, the object becomes an enhanced item, granting a +1 bonus to AC if it's armor or a shield or a +1 bonus to attack and damage rolls if it's a weapon.

Once you've used this feature, you can't use it again until you finish a long rest.

This bonus increases to +2 at 10th level and +3 at 15th level.

### TOOL EXPERTISE

---

#### *Engineer: 2nd level*

You gain expertise in any tool proficiencies you gain from this class.

### ENGINEERING DISCIPLINE

---

#### *Engineer: 3rd, 6th, 14th, and 18th level*

You begin to focus on a specific engineering discipline, which is detailed at the end of the class description.

### ABILITY SCORE IMPROVEMENT

---

#### *Engineer: 4th, 8th, 12th, 16th, and 19th level*

You can increase one ability score by 2, or you can increase two ability scores by 1. You can't increase an ability score above 20 using this feature.

### TECH MASTERY

---

#### *Engineer: 20th level*

Your mastery of technology is unrivaled. Your Constitution and Intelligence scores increase by 2. Your maximum for those scores increases by 2.

Additionally, when you roll initiative and have no uses of Potent Aptitude left, you regain one use.

### ENGINEERING DISCIPLINES

Each discipline focuses on maximizing the personal use of a certain tool. Your discipline grants you features at 3rd, 6th, 14th, and 18th level.

## ARMORMECH ENGINEERING

Those engineers who choose the Armormech Engineering discipline focus on the ability to work with hard metals and electronic shielding to construct and enhance all types of personal armor.

### BONUS PROFICIENCIES

#### *Armormech Engineering: 3rd level*

You gain proficiency in armormech's implements, medium armor, and heavy armor. Additionally, when you engage in crafting with armormech's implements, the rate at which you craft doubles.

### MODIFIED ARMOR

#### *Armormech Engineering: 3rd level*

You learn to modify one unenhanced suit of armor or shield utilizing your armormech knowledge. Over the course of a long rest, you can modify one suit of armor or a shield. You must have the armor or shield and armormech's implements in order to perform this modification.



Your modified armor or shield is enhanced, requires attunement, can only be used by you, and counts as a tech focus for your tech powers while you are attuned to it. Your modified armor has 4 modification slots, and it gains more at higher levels, as shown in the Modification Slots column of the engineer table. For each modification installed in excess of your proficiency bonus, your tech point maximum is reduced by 1. Over the course of a long rest, you can install, replace, or remove a number of modifications up to your Intelligence modifier (minimum of one).

Some modification effects require saving throws. When you use such an effect from this class, the DC equals your tech save DC.

At 9th level, you can maintain both a modified suit of armor and shield. Each modified item has modification slots as shown in the Modification Slots column of the engineer table.

### DAMAGE ABSORPTION

#### *Armormech Engineering: 3rd level*

When you take damage, you can use your reaction and expend one use of your Potent Aptitude to absorb some of that damage. When you do so, the damage you take from the attack is reduced by the amount rolled on the die + your Intelligence modifier (minimum of one). You must be wearing your modified armor or wielding your modified shield to gain this benefit.

### EXTRA ATTACK

#### *Armormech Engineering: 6th level*

You can attack twice, instead of once, whenever you take the Attack action on your turn. You must be wearing your modified armor or wielding your modified shield to gain this benefit.

### ARMORMECH'S CELERITY

#### *Armormech Engineering: 14th level*

When you take the Attack action or use your action to cast a tech power of 1st-level or higher, you can make one weapon attack as a bonus action.

You can use this feature a number of times equal to your Intelligence modifier (a minimum of once). You regain all expended uses when you complete a long rest.

### SUIT RELIABILITY

#### *Armormech Engineering: 18th level*

Your suit is like a second skin. Whenever you make an ability check or saving throw that uses Strength, Dexterity, or Constitution, you can treat a d20 roll of 9 or lower as a 10. You must be wearing your modified armor or wielding your modified shield to gain this benefit.



## ARMORMECH MODIFICATIONS

If a modification has prerequisites, you must meet them to install it. You can install the modification at the same time that you meet its prerequisites.

### ABSORPTION SHIELD

**Prerequisite:** *Physical Shield*

You modify your physical shield to block incoming damage. As a bonus action you can activate this ability and gain temporary hit points equal to 1d4 + Intelligence modifier, which last for one hour.

You can use this feature a number of times equal to your Intelligence modifier (a minimum of once). You regain any expended uses when you finish a long rest.

### ACCELERATED MOVEMENT

**Prerequisite:** *Armor*

You reduce the weight of your modified armor's bulk and increase the power to joints. If the armor has a Strength requirement, you ignore it. The modified armor's weight is reduced by 15 lbs. While wearing your modified armor your speed increases by 10 feet. This applies to all movement speeds you have while wearing your armor.

### ADAPTABLE ARMOR

**Prerequisite:** *Armor*

You integrate deployable hooks and fins into your armor, augmenting its mobility. While wearing your modified armor, you gain a climbing speed equal to your walking speed, and you can move up, down, and across vertical surfaces and upside down along ceilings, while leaving your hands free. Additionally, you gain a swim speed equal to your walking speed.

### ADVANCED POWER FIST

**Prerequisite:** *11th level, Prototype Power Fist*

You further modify your modified armor's gauntlet with increased reinforcement and weight. Your modified armor's unarmed strike deals 1d8 kinetic damage. Additionally, your critical hit range with your unarmed strikes increases by 1.

### ARTIFICIALLY INTELLIGENT

**Prerequisite:** *9th level, Armor*

You install an artificial intelligence into your modified armor. While wearing your modified armor, when you make an ability check, your armor's artificial intelligence can take the Help action.

You can use this feature a number of times equal to your Intelligence modifier (a minimum of once). You regain all expended uses when you complete a long rest.

### BONDED PLATES

**Prerequisite:** *5th level*

You gain a +1 bonus to AC against melee attacks. This bonus increases to +2 at 9th level and +3 at 13th level.

### COLLAPSIBLE SUIT

**Prerequisite:** *5th level, Armor*

Your modified armor can collapse into a case for easy storage. When transformed this way the armor is indistinguishable from a normal case and weighs one-

third its normal weight. As an action you can don or doff the armor, allowing it to transform as needed.

### DARKVISION VISOR

**Prerequisite:** *Armor*

While wearing your modified armor, you have darkvision to a range of 60 feet. If you already have darkvision, this modification increases its range by 30 feet.

### ENHANCED ENDURANCE

**Prerequisite:** *Armor*

When you are reduced to 0 hit points while wearing your modified armor but not killed outright, you can drop to 1 hit point instead. You can't use this feature again until you finish a long rest.

### ELECTROSHOCK SHIELD

**Prerequisite:** *Shield Generator*

You install electroshockers in your shield generator. Whenever an enemy misses you with a melee attack, you can use your reaction to do 1d4 + your Intelligence modifier lightning damage to the attacker.

### FLIGHT

**Prerequisite:** *9th level, Armor*

You integrate a propulsion system into your modified armor. While wearing your modified armor you have an enhanced flying speed of 30 feet.

### GRAPPLING HARPOON

**Prerequisite:** *Armor*

Your modified armor gains an integrated grappling harpoon set into your gauntlet. With this harpoon, you can make a ranged weapon attack with a range of 30/60. On a hit, it deals 1d6 kinetic damage. This attack can target a surface, object, or creature.

A creature struck by this attack is impaled by the harpoon. As an action, a creature can attempt to remove the harpoon. Removing the harpoon requires a Strength check. While the harpoon is stuck in the target, you are connected to the target by a 60 foot cable.

While the harpoon is deployed, you can use your bonus action to activate the reel, pulling yourself to the location if the target is larger than you. A creature or object your size or smaller is pulled to you. Alternatively, you can opt to release the cable (no action required).

Once you've used this feature, you can't use it again until you recover and reinsert the harpoon as an action.

### HEAVY SUIT

**Prerequisite:** *5th level, Armor*

You enhance your suit, making it difficult to move. As a bonus action, you can anchor your feet to the ground. While anchored, your speed is 0, you have advantage on Strength checks and Strength saving throws, and your carrying capacity and the weight you can push, drag, or lift doubles. If it would already double, it instead triples.

### INFILTRATION SUIT

**Prerequisite:** *Armor*

You install a cloaking device in your modified armor. This device has 2 charges. As an action you can use 1 charge to cast *infiltrate* targeting yourself.

The cloaking device regains all expended charges after a long rest.

### MAGNETIZED SHIELD

**Prerequisite:** *Physical Shield*

You modify your physical shield such that when a melee weapon attack misses you by an amount less than or equal to your bonus to AC from your shield, the attacking creature must make a Strength check against your tech save DC. On a failed save, the creature's weapon adheres to the shield. As an action, a creature can repeat this check. On a success, the weapon is freed.

### OVERLOAD SHIELD

**Prerequisite:** *Shield Generator*

You modify your shield generator to overload. As an action you can overload your shield. Each Large or smaller creature within 5 feet of you must make a Dexterity or Strength saving throw (their choice) against your tech save DC. On a failed save, they are pushed back 5 feet and knocked prone.

You can use this feature a number of times equal to your Intelligence modifier (a minimum of once). You regain any expended uses when you finish a long rest.

### POWER FIST

**Prerequisite:** *Armor*

You modify your modified armor gauntlet with increased reinforcement and weight. Your modified armor's unarmed strike deals 1d4 kinetic damage.

Additionally, when you take the Attack action and make an unarmed attack, you can make an additional unarmed attack as a bonus action.

### PROTOTYPE POWER FIST

**Prerequisite:** *5th level, Power Fist*

You further modify your modified armor gauntlet with increased reinforcement and weight. Your modified armor's unarmed strike deals 1d6 kinetic damage and has the following property.

If you or your target move at least 10 feet in a straight line immediately before making an unarmed attack, the first unarmed attack you make deals additional damage equal to your Intelligence modifier.

### REINFORCED UNDERLAY

**Prerequisite:** *5th level*

You gain a +1 bonus to AC against ranged attacks. This bonus increases to +2 at 9th level and +3 at 13th level.

### RESISTANCE

**Prerequisite:** *Armor*

You tune your modified armor against certain forms of damage. Choose acid, cold, fire, ion, lightning, or sonic damage. While wearing your modified armor you have resistance to that type of damage.

You can select this modification multiple times. Each time you do so, you must choose a different damage type.

### SEALED SUIT

**Prerequisite:** *5th level, Armor*

As a bonus action you can hermetically seal your modified armor, giving you an air supply for up to 1 hour and making you immune to poison (but not curing you of existing poisoned conditions). Your armor regains 1 minute of air for every minute that you are not submerged and the armor is not sealed.

Additionally, while you are wearing your modified armor you are considered adapted to cold and hot climates as well as high altitude, as described in chapter 5 of the *Dungeon Master's Guide*.

### SENTIENT ARMOR

**Prerequisite:** *13th level, Artificially Intelligent*

Your artificial intelligence has learned to control the suit without you being in it. It is now a valid target of the *tracker droid interface* tech power.

While your armor is acting independently, it uses your ability scores, saving throws, and skills, and it has hit points equal to your engineer level. If reduced to 0 hit points, it falls directly to the ground, and it can not be equipped again until you finish a long rest.

### SHIELD AMPLIFIER

**Prerequisite:** *Shield Generator*

You modify your shield generator to project outward. As a bonus action you can amplify your shield until the start of your next turn. Each creature within 5 feet of you gains a bonus to AC equal to your shield's bonus.

You can use this feature a number of times equal to your Intelligence modifier (a minimum of once). You regain any expended uses when you finish a long rest.

### SHIELD ANCHOR

**Prerequisite:** *Physical Shield*

You modify your shield to be used as a portable source of cover. As an action, you can anchor or recover the shield. While anchored, you gain no benefit from a shield, and it does not require the use of a hand. Instead, while anchored, a light shield provides one-quarter cover, a medium shield provides half cover, and a large shield provides three-quarters cover.

### TECH BLAST

**Prerequisite:** *Armor*

You modify your modified armor gauntlet with a blaster weapon with which you are proficient. The weapon uses your Intelligence modifier for its attack and damage rolls, and deals 1d8 energy damage on a hit. It has a normal range of 30 feet and a long range of 120 feet.

### WEAPON INTEGRATION ARMORING

**Prerequisite:** *Armor*

You can integrate a single weapon that weighs no more than 8 lb. into your armor. While integrated, that weapon gains the hidden property. Additionally, you have advantage on Strength saving throws to avoid being disarmed.



## ARMSTECH ENGINEERING

Those engineers who choose the Armstech Engineering discipline focus on the skill of constructing and modifying blasters and vibroweapons.

### BONUS PROFICIENCIES

#### *Armstech Engineering: 3rd level*

You gain proficiency in armstech's implements, medium armor, martial blasters, and martial vibroweapons. Additionally, when you engage in crafting with armstech's implements, the rate at which you craft doubles.

### MODIFIED WEAPONRY

#### *Armstech Engineering: 3rd level*

You learn to modify one unenhanced weapon with which you are proficient utilizing your armstech experience. Over the course of a long rest, you can modify the weapon. You must have the weapon and armstech's implements in order to perform this modification.

Your modified weapon is enhanced, requires attunement, can only be used by you, and counts as a tech focus for your tech powers while you are attuned to it. Your modified weapon has 4 modification slots, and it gains more at higher levels, as shown in the Modification Slots column of the engineer table. For each modification installed in excess of your proficiency bonus, your tech point maximum is reduced by 1. Over the course of a long rest, you can install, replace, or remove a number of modifications up to your Intelligence modifier (minimum of one).

Some modification effects require saving throws. When you use such an effect from this class, the DC equals your tech save DC.

At 9th level, you can maintain two modified weapons. Each modified weapon has modification slots as shown in the Modification Slots column of the engineer table.

### CLOSE CALL

#### *Armstech Engineering: 3rd level*

Lastly at 3rd level, when you make an attack roll with your modified weapon and miss, you can expend one use of your Potent Aptitude to attempt to turn that miss into a hit. Roll the die and add it to the attack roll.

### ARMSTECH'S STRIKE

#### *Armstech Engineering: 6th level*

Once per round, when you deal damage to a creature with your modified weapon, you can increase the damage by 1d6. The damage is of the same type as the weapon's damage.

The damage increases to 2d6 at 11th level and 3d6 at 17th level.

### TARGETING MATRIX

#### *Armstech Engineering: 14th level*

When you cast a tech power that allows you to force creatures in an area to make a saving throw, you can instead make an attack roll with your modified weapon against a single target that would be in the range of the power. On a hit, the target suffers the effects as though they failed their saving throw. If the power would affect more than one creature, it instead affects only one.

You can use this feature a number of times equal to your Intelligence modifier (a minimum of once). You regain any expended uses when you finish a long rest.

### ARMSTECH'S SALVO

#### *Armstech Engineering: 18th level*

When you use your Targeting Matrix feature, and the tech power would affect more than one creature, you can instead attack each affected creature that would be in the range of the power. Make a separate attack roll for each target. On a hit, each target suffers the effects as though they failed their saving throw.



## ARMSTECH MODIFICATIONS

If a modification has prerequisites, you must meet them to install it. You can install the modification at the same time that you meet its prerequisites.

### ACCURACY FOCUS

**Prerequisite:** 5th level, Blaster

You gain a +1 bonus to attack rolls made with this weapon. This bonus increases to +2 at 9th level and +3 at 13th level.

### AMPLIFYING BARREL

**Prerequisite:** 5th level, Blaster

You gain a +1 bonus to damage rolls made with this weapon. This bonus increases to +2 at 9th level and +3 at 13th level.

### BAYONET

**Prerequisite:** Blaster

You affix a short blade to the barrel of your modified blaster weapon, allowing you to make a melee weapon attack with it. The blade is a melee weapon with the finesse property that you are proficient with, and deals 1d6 kinetic damage.

### BURST CORE

**Prerequisite:** Blaster

Your weapon gains the burst property, with a burst number equal to its reload number.

### BOOMING STRIKES

**Prerequisite:** 5th level

You pack extra power into your modified weapon. Once per turn, when you hit with the weapon, you can deal an additional 1d6 damage. If you do so, the weapon makes a loud boom which can be heard 100 feet away. If you are hidden, Intelligence (Investigation) and Wisdom (Perception) checks made to locate you that rely on sound have advantage.

### CELERITY OSCILLATOR

Once per turn, when you deal damage with your modified weapon, your walking speed increases by 10 feet until the start of your next turn, and the damaged creature can't make opportunity attacks against you for the rest of your turn.

### COLLAPSIBLE FRAME

**Prerequisite:** Vibroweapon

You install an expandable hilt on your modified weapon. Your modified weapon gains the reach property.

### COMPENSATION OSCILLATOR

**Prerequisite:** Vibroweapon with the dexterity property

You install a compensation oscillator in your modified vibroweapon, removing the dexterity property from it.

### CONTOURED GRIP

**Prerequisite:** 5th level, Vibroweapon

You gain a +1 bonus to attack rolls made with this weapon. This bonus increases to +2 at 9th level and +3 at 13th level.

### EXPANDED MAGAZINE

**Prerequisite:** Blaster

Your modified weapon can be more efficiently reloaded. You can reload your modified weapon once without using an action. You can't use this feature again until you reload the weapon with an action.

### FLASHLIGHT

You affix a targeted light to your weapon. As a bonus action, you can toggle the light on or off. While on, your weapon sheds bright light in a 60-foot cone.

### HARPOON REEL

You install a secondary firemode that launches a harpoon attached to a tightly coiled cord. With this harpoon, you can make a ranged weapon attack with a range of 30/60. On a hit, it deals 1d6 kinetic damage. This attack can target a surface, object, or creature.

A creature struck by this attack is impaled by the harpoon. As an action, a creature can attempt to remove the harpoon. Removing the harpoon requires a Strength check. While the harpoon is stuck in the target, you are connected to the target by a 60 foot cable.

While connected in this manner, you can use your bonus action to activate the reel, pulling yourself to the location if the target is your size or larger. A creature or object smaller than you is pulled to you. Alternatively, you can opt to release the cable (no action required).

Once you've used this feature, you can't use it again until you recover and reinsert the harpoon as an action.

### IMBUE WEAPON

**Prerequisite:** 9th level

You modify your weapon to carry a charge. Over the course of a short rest, you can cast an at-will tech power, channeling it into your weapon. The next time you hit with your weapon, the stored power is released. If the power would require an attack roll, make a tech attack roll. If the power would require a saving throw, the target must make the saving throw as normal. On a hit, or a failure, the target suffers the power's normal effects.

### IMPROVED BURST CORE

**Prerequisite:** 9th level, Burst Core

Your weapon's burst number is reduced to half its reload number.

### INTEGRATED MAGAZINE

**Prerequisite:** Expanded Magazine

Your modified weapon can be more efficiently reloaded. You can reload your modified weapon twice without using an action. You can't use this feature again until you reload the weapon with an action.

### JAGGED OSCILLATOR

**Prerequisite:** Vibroweapon

When you critically hit with the weapon, you deal an additional 1d8 kinetic damage.

### KEEN OSCILLATOR

**Prerequisite:** 5th level, Jagged Oscillator

Your weapon's critical hit range increases by 1.

### NEUTRONIUM EDGE

**Prerequisite:** 5th level, Vibroweapon

You gain a +1 bonus to damage rolls made with this weapon. This bonus increases to +2 at 9th level and +3 at 13th level.

### OVERCHARGE WEAPON

**Prerequisite:** 11th level, Booming Strikes

You gain the ability to channel your tech power to enhance your weapon's damage. You can expend one tech slot to deal additional damage to the target. The extra damage is 1d6 for a 1st-level tech slot, plus 1d6 for each slot level higher than 1st, to a maximum of 5d6. The damage is the same type as the weapon damage. If you also use your Booming Strikes with an attack, you add this damage to the extra damage of your Booming Strikes.

### POWER LOOP

**Prerequisite:** 9th level

When you hit with the weapon, you can choose channel the energy generated, gaining temporary hit points equal to half the damage dealt.

Once you've used this feature, you must complete a long rest before you can use it again.

### RECOIL DAMPENERS

**Prerequisite:** Blaster with the strength property

You install a recoil dampener in your modified blaster, removing the strength property from it.

### RETURNING WEAPON GUARD

**Prerequisite:** Vibroweapon

You install a retractable chain in your modified vibroweapon. If the weapon does not already have the thrown property, it gains it with a range of 20/60. Additionally, it gains the returning property.

### SCREENING WEAPON

You modify your modified weapon with a sound dampening module. When you make a weapon attack with your weapon while hidden, Investigation and Perception checks made to locate you that rely on sound have disadvantage.

### SHOCK ABSORBER

You add a reclamation device to your modified weapon to gather energy from the surroundings when it is present. While wielding your modified weapon, you can cast the *absorb energy* tech power and the power's extra damage applies to both melee and ranged weapon attacks.

### SIEGE WEAPON

You modify your weapon to be more effective against barriers. Your weapon deals double damage against structures.

### SHOCKING HARPOON

**Prerequisite:** 9th level, Harpoon Reel

After hitting a creature with the harpoon fire mode, you can use the connection to deliver an at-will tech power. As a bonus action, you can cast an at-will tech power at the target with a range of touch. If the power

requires an attack roll, you have advantage. If the target requires a saving throw, the target has disadvantage.

Once you've used this feature, you can't use it again until you recover the harpoon.

### SHOCKING OSCILLATOR

**Prerequisite:** 9th level, Vibroweapon

When you hit with the weapon, you can create an electronic burst. Each creature in a 15-foot cone centered on the creature you hit must make a Dexterity saving throw against your tech save DC, taking 1d8 lightning damage on a failed save or half as much on a successful one.

Once you've used this feature, you must complete a long rest before you can use it again.

### SNAP FIRE

**Prerequisite:** 9th level, Blaster

You modify your modified blaster weapon for quick shots. You can use your reaction to take a opportunity attack with your modified weapon if an enemy comes within 10 feet of you. You have disadvantage on this attack.

### STAGGERING OSCILLATOR

**Prerequisite:** Vibroweapon

When you hit with the weapon, you can force the target to make a Strength saving throw. On a failed save, the creature is pushed back 10 feet and knocked prone.

Once you've used this feature, you must complete a short or long rest before you can use it again.

### TRACKER

**Prerequisite:** 5th level

You add a tracking mechanism to your modified weapon. The tracker has 3 charges. As an action you can use 1 charge to cast *target lock*. As an action you can use 2 charges to cast *detect invisibility*.

The tracker regains all expended charges after a long rest.

### TRUELIGHT

**Prerequisite:** 11th level, Flashlight

When toggled on, your flashlight now automatically dispels illusions and can detect invisibility, as with truesight.

### VENOMOUS OSCILLATOR

**Prerequisite:** 9th level, Vibroweapon

As a bonus action, you can coat your weapon in a thin layer of poison for 1 minute. The next time you hit with the weapon, the creature must make a Constitution saving throw against your tech save DC. On a failed save, a creature takes 1d10 poison damage and becomes poisoned for 1 minute.

Once you've used this feature, you must complete a long rest before you can use it again.



## GADGETEER ENGINEERING

Those engineers who choose the Gadgeteer discipline focus on the ability to craft reusable consumables and items that augment and complement their techcasting abilities.

### BONUS PROFICIENCIES

#### *Gadgeteer Engineering: 3rd level*

You gain proficiency in gadgeteer's implements. Additionally, when you engage in crafting with gadgeteer's implements, the rate at which you craft doubles.

### GADGETEER HARNESS

#### *Gadgeteer Engineering: 3rd level*

You learn to create and modify adventuring gear utilizing your gadgeteer experience. Over the course of a long rest, you can create your modified gadgeteer harness. You must have gadgeteer's implements in order to perform this modification.

Your gadgeteer harness is enhanced, requires attunement, can only be used by you, and counts as a tech focus for your tech powers while you are attuned to it. Your gadgeteer harness has 4 modification slots to which you can affix gadgets, and it gains more at higher levels, as shown in the Modification Slots column of the engineer table. For each modification installed in excess of your proficiency bonus, your tech point maximum is reduced by 1. Over the course of a long rest, you can install, replace, or remove a number of modifications up to your Intelligence modifier (minimum of one).

Some modification effects require saving throws. When you use such an effect from this class, the DC equals your tech save DC.



### PROJECTED BARRIER

#### *Gadgeteer Engineering: 3rd level*

As a bonus action while wearing your gadgeteer harness, you can expend a use of your Potent Aptitude to project a barrier on a friendly creature you can see within 30 feet. A creature can only have one barrier active at a time.

### ENVIRONMENTAL BARRIER

You project an environmental barrier that lasts until the end of your next short or long rest. The barrier has a number of hit points equal to the amount rolled on your Potent Aptitude die + your engineer level. Whenever a creature with this barrier takes damage (one of acid, cold, fire, force, lightning, necrotic, poison, psychic, or sonic, chosen by you when you activate the effect), the barrier takes the damage instead. If this damage reduces the barrier to 0 hit points, the creature take any remaining damage.

### PHYSICAL BARRIER

You project a physical barrier that lasts until the end of your next short or long rest. The barrier has a number of hit points equal to the amount rolled on your Potent Aptitude die + half your engineer level (rounded down). Whenever a creature with this barrier takes damage (one of energy, ion, or kinetic, chosen by you when you activate the effect), the barrier takes the damage instead. If this damage reduces the barrier to 0 hit points, the creature take any remaining damage.

### VERSATILE DIRECTION

#### *Gadgeteer Engineering: 6th level*

You can take a second bonus action on each of your turns. You can use this feature a number of times equal to your Intelligence modifier (a minimum of once). You regain all expended uses when you finish a long rest.

### REINFORCED BARRIERS

#### *Gadgeteer Engineering: 14th level*

When you cast a tech power while you have a barrier active, you can restore hit points to the barrier, provided it is within 30 feet of you. You restore a number of hit points equal to twice the power's level, or 1 hit point for an at-will power. This can't increase a barrier's hit points above its initial hit points. If you have multiple barriers active, you can divide these hit points between them as you see fit.

### ADAPTIVE BARRIER

#### *Gadgeteer Engineering: 18th level*

When a creature who has one of your barriers within 30 feet of you that you can see takes damage, and that damage is of a type that could be affected by that barrier, you can use your reaction to grant them resistance to the triggering damage. If that damage is the same type as the barrier's chosen damage, you instead grant them immunity. Whether resistance or immunity, the barrier immediately drops to 0 hit points.

## GADGETEER CONTRAPTIONS

If a modification has prerequisites, you must meet them to install it. You can install the modification at the same time that you meet its prerequisites.

### ADVANCED GROUNDING SYSTEM

**Prerequisite:** 13th level, Prototype Grounding System

While wearing your gadgeteer harness you have immunity to lightning damage.

### AUTO-INJECTION REGENERATOR

**Prerequisite:** 5th level

You install a special kolto injector into your gadgeteer harness that can inject you with kolto in response to pain. When you take damage, you can use your reaction and expend a Hit Die to regain health as long as the damage would not reduce your hit points to 0.

### AUTOTHRUSTERS

**Prerequisite:** Jet Pack

You can take the Dash and Disengage actions as a bonus action while your jet pack is active.

### CLIMBING GLOVES

You craft a set of gloves with a powerful assisted grip. While wearing these gloves, you have a climbing speed of 20 feet, and you have advantage on Strength saving throws and Strength (Athletics) checks that involve climbing.

### DARKVISION GOGGLES

You craft a pair of sight-enhancing goggles. While wearing these goggles, you have darkvision to a range of 60 feet. If you already have darkvision, this modification increases its range by 30 feet.

### EXTENDED TANK

**Prerequisite:** 5th level, Jet Pack

Your jet pack now lasts up to 10 minutes when activated.

### FLAME VENTS

**Prerequisite:** 9th level, Jet Pack

You learn the *flame sweep* tech power and can cast it at first level without using tech points. Once you have used this ability, you cannot use it again until you finish a short or long rest.

Additionally, while your jet pack is active, you can cast *flame sweep* using your bonus action instead of your action.

### GROUNDING SYSTEM

While wearing your gadgeteer harness you are immune to the shocked condition.

### INTEGRATED INHIBITOR

**Prerequisite:** 5th level

While using your harness as a tech focus, you gain a +1 bonus to your tech save DC. This bonus increases to +2 at 9th level and +3 at 13th level.

### INTEGRATED TARGETER

**Prerequisite:** 5th level

While using your harness as a tech focus, you gain a +1 bonus to tech attack rolls. This bonus increases to +2 at 9th level and +3 at 13th level.

### INTELLIGENCE CORE OVERRIDE

**Prerequisite:** 9th level

You can cast the *override interface* tech power at 5th level without spending tech points.

Once you've used this feature, you must complete a long rest before you can use it again.

### JET PACK

You integrate a jet pack into your gadgeteer harness to grant you temporary, limited flight. Activating or deactivating the jets requires a bonus action and, while active, you have a flying speed of 30 feet.

The jet pack last for 1 minute before deactivating. Once the jets have been activated, they can't be activated again until you finish a short or long rest.

Your jet pack's speed increases to 40 feet at 5th level, 50 feet at 9th level, 60 feet at 13th level, 70 feet at 17th level, and 80 feet at 20th level.

### MECHANICAL ARM

You create a mechanical arm which mounts to your shoulder, which you can use independently. You can only gain the benefit of items held by two of your arms at any given time.

You can choose this modification twice.

### MIMICKER

**Prerequisite:** 9th level

You create a device that attaches to your gadgeteer harness. Your mimicker casts a shadow that makes you appear to be standing in a place near your actual location, causing any creature to have disadvantage on attack rolls against you. If you take damage, the property ceases to function for 1 minute. Your mimicker is suppressed while you are incapacitated, restrained, or otherwise unable to move.

### MINIATURIZED HYDRAULICS

Your gadgeteer harness can store 20 pounds of equipment without adding to your encumbrance.

### OIL SPILL

As an action, you can cast the *oil slick* tech power without expending tech points. When you cast the power in this way, the oil will remain in place for the full duration of the power.

Once you've used this feature, you must complete a short or long rest before you can use it again.

### POWERED GRAPPLING HOOK

**Prerequisite:** 9th level, Wrist-Mounted Grappling Hook

While your wrist-mounted grappling hook is deployed, when you cast a tech power with a range of touch, your hook can deliver the power as if it had cast it.

### PROTOTYPE GROUNDING SYSTEM

**Prerequisite:** 9th level, Grounding System

While wearing your gadgeteer harness you have resistance to lightning damage.

### QUICK START ENGINE

**Prerequisite:** 5th level, Jet Pack

You can now activate your Jet Pack as an object interaction rather than as a bonus action.

### RECYCLED ADRENALS

You can augment a single adrenal to regain its charge. This adrenal can only be used by you, and it can only affect you. Once you've used this adrenal, you can't use it again until you finish a short or long rest.

### RECYCLED EXPLOSIVES

You can augment a single explosive to regain its charge. This explosive can only be used by you, and it uses your tech save DC instead of its own, unless its own DC would be higher. Once you've used this explosive, you can't use it again until you finish a short or long rest.

### RECYCLED STIMPACS

You can augment a single stimpac to regain its charge. This stimpac can only be used by you, and it can only affect you. Once you've used this stimpac, you can't use it again until you finish a short or long rest.

### SENTRY TURRET

You learn how to craft small sentry turrets shaped like globes that can adhere to any surface. As an action or bonus action (your choice), you can throw a sentry to a point you can see within range (30 feet + your Strength modifier x 5). At the end of each of your turns, a deployed sentry automatically targets a hostile creature within 10 feet of it. If multiple targets are available, one is chosen at random. The target must make a Dexterity saving throw. On a failed save, it takes 1d4 energy damage and gains 1 slowed level until the end of your next turn. If a creature would be targeted by more than one of these sentries, it only makes this saving throw once, taking an additional d4 damage for each sentry beyond the first.

The sentries have 1 hit point, an armor class of 10, and can be repaired over the course of a long rest. Each sentry lasts for 1 minute before deactivating. You can maintain a number of sentries equal to your Intelligence modifier. Once a sentry has been activated, it can't be activated again until you finish a short or long rest.

### SHOCKING HOOK

**Prerequisite:** 9th level, Wrist-Mounted Grappling Hook

After hitting a creature with your grappling hook, you can use the connection to deliver an at-will tech power. As a bonus action, you can cast an at-will tech power at the target with a range of touch. If the power requires an attack roll, you have advantage. If the target requires a saving throw, the target has disadvantage.

Once you've used this feature, you can't use it again until you recover the hook.

### STEALTH FIELD GENERATOR

**Prerequisite:** 9th level

You create an augmented belt that functions as a portable, personal cloaking device. Activating or deactivating the generator requires a bonus action and, while active, you have advantage on Dexterity (Stealth) ability checks that rely on sight. The generator lasts for 1 minute. This effect ends early if you make an attack or cast a force- or tech- power.

Once the belt has been activated, it can't be activated again until you finish a short or long rest.

### SHOCKING BARRIER

**Prerequisite:** 5th level

You enhanced your barriers. Whenever a creature with one of your barriers active takes damage from a creature within 5 feet of it, the damaged creature can roll your Potent Aptitude die, dealing the result of the die as lightning damage to the creature that damaged it.

### TRUESIGHT GOGGLES

**Prerequisite:** 11th level, Darkvision Goggles

You modify your goggles with a toggle allowing you to briefly gain enhanced sight. As a bonus action, you can activate the truesight feature of your goggles. When toggled on, for the next minute your goggles now automatically dispel illusions and can detect invisibility, as with truesight.

Once you've used this feature, you must complete a short or long rest before you can use it again.

### WEAPON INTEGRATION

You can integrate a single weapon that weighs no more than 8 lb. into your gadgeteer harness. While integrated, that weapon gains the hidden and fixed properties.

### WRIST-MOUNTED GRAPPLING HOOK

You craft a wrist-mounted grappling hook weapon attached to a tightly coiled cord. With this contraption, you can make a ranged weapon attack with a range of 30/60. On a hit, it deals 1d4 kinetic damage. This attack can target a surface, object, or creature.

A creature struck by this attack is impaled by the hook. As an action, a creature can attempt to remove the hook. Removing the hook requires a Strength check. While the hook is stuck in the target, you are connected to the target by a 60 foot cable.

While the hook is deployed, you can use your bonus action to activate the reel, pulling yourself to the location if the target is your size or larger. A creature or object smaller than you is pulled to you. Alternatively, you can opt to release the cable (no action required).

Once you've used this feature, you can't use it again until you recover and reinsert the hook as an action.



## UNSTABLE ENGINEERING

Those engineers who choose the Unstable Engineering discipline create and use untested combinations, resulting in powerful—and often unpredictable—effects.

### BONUS PROFICIENCIES

#### *Unstable Engineering: 3rd level*

You gain proficiency in your choice of artisan's implements. Additionally, when you engage in crafting with tinker's implements, the rate at which you craft doubles.

### MODIFIED TINKERCANNON

#### *Unstable Engineering: 3rd, 9th, and 17th level*

You learn to enhance your tinker's implements with unstable science, modifying them into a harness with a cannon. Over the course of a long rest, you can modify your tinker's implements to create a tinkercannon. You must have tinker's implements in order to perform this modification.

Whenever you cast a tech power of 1st level or higher while wielding your tinkercannon, you risk unexpected complications. Your GM can have you roll a d20. If you roll a 1, roll on the Unstable Engineering Surge table to create a random effect.

Additionally, your tinkercannon come equipped with four overrides, and they gain more at higher levels, as shown in the Modification Slots column of the engineer table. Each time you trigger an Unstable Engineering Surge, you can use an override to reroll the percentile dice. You must use the new result, you can only do this once per surge, and each time you do so in excess of your proficiency bonus (resetting on a long rest) your maximum tech points is reduced by 1 until you complete a long rest. You regain all expended overrides when you complete a long rest.

### UNSTABLE VOLLEY

#### *Unstable Engineering: 3rd, 9th, and 17th level*

While wielding your tinkercannon, as a bonus action you can expend one use of your Potent Aptitude to launch a volley of unstable energy at a surface located within 30 feet of you that you can see. This energy adheres to the surface for 1 minute, after which it erupts. As a part of this bonus action, or as a bonus action on a following turn, you can cause the energy to erupt early. Each creature within 5 feet of it must make a Dexterity saving throw against your tech save DC. A creature takes 1d6 lightning damage on a failed save, or half as much on a successful one.

The range at which you can launch your volley increases to 60 feet at 9th level, and 120 feet at 17th level.

This damage increases when you reach certain levels in this class, increasing to 2d6 at 5th level, 3d6 at 11th level, and 4d6 at 17th level.

### CREATIVE DESTRUCTION

#### *Unstable Engineering: 6th level*

You can add your governing ability modifier (minimum of +1) to any damage you deal with tech powers and class features that don't already include that modifier. If the tech power or class feature would damage multiple creatures, you can only deal this additional damage to one of them.

If you choose to deal this additional damage, your GM can have you roll on the Unstable Engineering Surge table.

### EXPERIMENTAL OVERRIDES

#### *Unstable Engineering: 14th level*

You gain a modicum of control over your surges. Whenever you roll on the Unstable Engineering Surge table and use one of your overrides, you can choose either total.

### ENGINEERING BOMBARDMENT

#### *Unstable Engineering: 18th level*

The harmful energies of your tech powers and class features intensify. When you roll damage for a tech power or class feature and roll the highest number possible on any of the dice, you can roll it again and use both results. You can only use this ability once per tech power or class feature.



## UNSTABLE ENGINEERING SURGE

### d100 Result

- 01- Roll on this table at the start of each of your turns for 1
- 02 minute, ignoring this result on subsequent rolls.
- 03- For the next minute, you can see any invisible creature
- 04 if you have line of sight to it.
- 05- A DRK-1 tracker droid appears with 5 feet of you, then
- 06 disappears 1 minute later.
- 07- You cast *explosion* at 3rd-level centered on yourself
- 08 without expending tech points.
- 09- You cast *homing rockets* at 5th-level without
- 10 expending tech points.
- 11- Roll a d10. Your height changes by a number of inches
- 12 equal to the roll: if odd, you shrink; if even, you grow.
- 13- You fall asleep standing for 1 minute or until you take
- 14 damage.
- 15- For the next minute, you regain 5 hit points at the start
- 16 of each of your turns
- 17- You grow a long beard made of feathers that remains
- 18 until you sneeze.
- 19- You cast *oil slick* centered on yourself without
- 20 expending tech points.
- 21- Creatures have disadvantage on the first saving throw
- 22 they make against you in the next minute.
- 23- Your skin turns a vibrant shade of blue. Any effect that
- 24 ends a curse ends this.
- 25- You grow an extra eye, granting advantage on Wisdom
- 26 (Perception) checks that rely on sight for 1 minute.
- 27- For the next minute, all your tech powers with a casting
- 28 time of 1 action have a casting time of 1 bonus action.
- 29- You teleport up to 60 feet to an unoccupied space of
- 30 your choice that you can see.
- 31- You take 2d10 lightning damage and are shocked for 1
- 32 minute.
- 33- Maximize the damage of the next damaging tech
- 34 power you cast within the next minute.
- 35- Roll a d10. Your age changes by a number of years
- 36 equal to the roll: if odd, younger; if even, older.
- 37- You start running uncontrollably for 1 minute, moving
- 38 your entire speed each turn.
- 39- You regain 2d10 hit points.
- 40
- 41- Each creature within 30 feet of you is subjected to the
- 42 *gleaming outline* tech power for 1 minute.
- 43- For the next minute, you can teleport up to 20 feet as a
- 44 bonus action on each of your turns.
- 45- You are blinded and deafened for 1 minute.
- 46
- 47- You have disadvantage on the first ability check, attack
- 48 roll, or saving throw you make each turn for 1 minute.
- 49- You can't speak for the next minute. Whenever you try,
- 50 pink bubbles float out of your mouth.

### d100 Result

- 51- A shimmering energy barrier grants you a +2 bonus to
- 52 AC for 1 minute.
- 53- You are immune to being intoxicated by alcohol for the
- 54 next 5d6 days.
- 55- Your hair falls out but grows back within 24 hours. If
- 56 you don't have hair, you instead grow it for 24 hours.
- 57- For 1 minute, any flammable object not worn or
- 58 carried you touch bursts into flame.
- 59- You regain tech points equal to your Intelligence
- 60 modifier (minimum of one).
- 61- For the next minute, you shout whenever you speak.
- 62
- 63- You cast *smoke cloud* centered on yourself without
- 64 expending tech points.
- 65- Up to three creatures you choose within 30 feet of you
- 66 take 4d10 lightning damage.
- 67- You are frightened by the nearest creature until the
- 68 end of your next turn.
- 69- Each creature within 30 feet of you becomes invisible
- 70 for 1 minute, or until it attacks or casts a power.
- 71- You gain resistance to all damage for the next minute.
- 72
- 73- A random creature within 60 feet of you becomes
- 74 poisoned for 1d4 hours.
- 75- You emit bright light in a 30-foot radius for 1 minute.
- 76
- 77- Each creature within 30 feet of you except you gains
- 78 the benefits of *mirror image* for 1 minute.
- 79- Illusory butterflies and flower petals flutter in the air
- 80 within 10 feet of you for the next minute.
- 81- You can take one additional action immediately.
- 82
- 83- Each creature within 30 feet of you takes 1d10 necrotic
- 84 damage and you gain hit points equal to the damage.
- 85- You cast *mirror image* without expending tech points.
- 86
- 87- You are frozen in carbonite and paralyzed for 1 minute
- 88 or until you take damage.
- 89- You turn invisible and can't make sound for 1 minute,
- 90 or until you attack or cast a power.
- 91- If you die within the next minute, you immediately
- 92 come back to life as if by the *defibrillate* power.
- 93- Your size increases by one size category for the next
- 94 minute.
- 95- You and all creatures within 30 feet of you gain
- 96 vulnerability to energy damage for the next minute.
- 97- You are surrounded by faint, ethereal music for the
- 98 next minute.
- 99- You regain half your expended tech points.
- 100




## FIGHTER

A TRANDOSHAN RUNS FRANTICALLY ACROSS ROOFTOPS, CONSTANTLY looking over his shoulder. As he prepares to leap a gap, a blaster bolt hits him in the back and renders him unconscious. His blurry vision barely makes out the figure of a masked woman who casually approaches, ready to collect her bounty.

With his muscular arms held wide, a grizzled-looking Wookiee grins to his bloodthirsty crowd. He turns back to his arena opponent just in time to see the Besalisk take a swing. He ducks, punching the four-armed fighter in the gut. Two wild haymakers later, and he stands alone as the gladiatorial champion.

Taking a deep breath, a Republic soldier looks out onto the war zone waging across the frozen surface of Ilum. He grips his blaster rifle tightly then, with a nod to the dozen squad-mates beside him, he charges onto the battlefield.

Fighters combine discipline with martial skills to become the best pure warriors in the galaxy. Fighters can be stalwart defenders of those in need, cruel marauders, or brave adventurers. They fight for glory, honor, to right wrongs, to gain power, to acquire wealth, or simply for the thrill of battle.



### ALL IN A DAY'S WORK

Many fighters see adventures, raids on enemy strongholds, and dangerous missions as their jobs. Some want to defend those who can't defend themselves while others seek to use their muscle to carve their own place of importance in the galaxy. Fighters can take the form of guards, champions, bounty hunters, enforcers, mercenaries, freedom fighters, or simply armed explorers.

### CODE RED

Most fighters come to the profession after receiving at least some amount of formal training from a military organization. Some attend formal academies; others are self-taught and well tested. A fighter may have taken up his weapon to escape a mundane life while another may be following a proud family tradition. Whatever their origins, most fighters share an unshakeable loyalty. Fighters follow orders with little hesitation, as failure can often mean death.

### CREATING A FIGHTER

While creating your fighter character, consider where your loyalties lie. You could be part of a formal military, one of countless troopers fighting for your enterprise. Perhaps you are a gun-for-hire, traveling the galaxy in search of your next gig. What weapons do you prefer and specialize in? Who or what do you fight for? Do you have aspirations of a life beyond the battlefield, or have you been at war so long you know of nothing else?

### QUICK BUILD

You can make a fighter quickly by following these suggestions. First, make Strength or Dexterity your highest ability modifier, depending on whether you want to focus on melee combat or on ranged weapons (or finesse weapons). Your next-highest score should be Constitution. Second, choose the soldier background.



## THE FIGHTER

Level	Proficiency Bonus	Features	Combat Superiority	Superiority Dice	Maneuvers Known
1st	+2	Fighting Style, Second Wind	—	—	—
2nd	+2	Action Surge (one use), Combat Superiority	d4	2	2
3rd	+2	Fighting Mastery, Fighter Specialty	d4	2	2
4th	+2	Ability Score Improvement	d4	2	2
5th	+3	Extra Attack	d6	2	2
6th	+3	Ability Score Improvement	d6	2	2
7th	+3	Specialty feature	d6	3	3
8th	+3	Ability Score Improvement	d6	3	3
9th	+4	Indomitable (one use)	d8	3	3
10th	+4	Specialty feature	d8	3	3
11th	+4	Greater Extra Attack	d8	4	4
12th	+4	Ability Score Improvement	d8	4	4
13th	+5	Indomitable (two uses)	d10	4	4
14th	+5	Ability Score Improvement	d10	4	4
15th	+5	Specialty feature	d10	5	5
16th	+5	Ability Score Improvement	d10	5	5
17th	+6	Action Surge (two uses), Indomitable (three uses)	d12	5	5
18th	+6	Specialty feature	d12	5	5
19th	+6	Ability Score Improvement	d12	5	5
20th	+6	Master of Combat	d12	5	5

## CLASS FEATURES

As a fighter, you gain the following class features.

### HIT POINTS

**Hit Dice:** 1d10 per fighter level

**Hit Points at 1st Level:** 10 + your Constitution modifier

**Hit Points at Higher Levels:** 1d10 (or 6) + your Constitution modifier per fighter level after 1st

### PROFICIENCIES

**Armor:** All armor

**Weapons:** All blasters, all vibroweapons

**Tools:** None

**Saving Throws:** Strength, Constitution

**Skills:** Choose two skills from Acrobatics, Animal Handling, Athletics, Lore, Insight, Intimidation, Perception, and Survival

### EQUIPMENT

You start with the following equipment, in addition to the equipment granted by your background:

- (a) mesh armor or (b) combat suit, blaster rifle, and two power cells
- (a) a martial vibroweapon and a light or medium physical shield or (b) two martial vibroweapons
- (a) a hold-out and a power cell or (b) two vibrodaggers
- (a) a dungeoneer's pack or (b) an explorer's pack

### VARIANT: STARTING WEALTH

In lieu of the equipment granted by your class and background, you can elect to purchase your starting gear. If you do so, you receive no equipment from your class and background, and instead roll for your starting wealth using the criteria below:

Class	Funds
Fighter	8d4 x 100 cr

## FIGHTING STYLE

---

### *Fighter: 1st level*

You adopt a particular style of fighting as your specialty. Choose one of the fighting style options, detailed in Chapter 6.

## SECOND WIND

---

### *Fighter: 1st level*

You have a limited well of stamina that you can draw on to protect yourself from harm. On your turn, you can use a bonus action to regain hit points equal to 1d10 + your fighter level.

Once you've used this feature, you must finish a short or long rest before you can use it again.

## ACTION SURGE

---

### *Fighter: 2nd level*

You can push yourself beyond your normal limits for a moment. On your turn, you can take one additional action on top of your regular action and a possible bonus action.

Once you've used this feature, you must finish a short or long rest before you can use it again. Starting at 17th level, you can use it twice before a rest, but only once on the same turn.

## COMBAT SUPERIORITY

---

### *Fighter: 2nd level*

You learn maneuvers that are fueled by special dice called superiority dice.

### MANEUVERS

You learn two maneuvers of your choice, which are detailed under "Maneuvers" below, and you earn more at higher levels, as shown in the Maneuvers Known column of the fighter table. Many maneuvers enhance an attack in some way. You can use only one maneuver per attack, and you may only use each maneuver once per turn.

Each time you learn new maneuvers, you can also replace one maneuver you know with a different one.

### SUPERIORITY DICE

You have two superiority dice, which are d4s, and you earn more at higher levels, as shown in the Superiority Dice column of the fighter table. This die changes as you gain fighter levels, as shown in the Combat Superiority column of the fighter table. A superiority die is expended when you use it.

You regain all of your expended superiority dice when you finish a short or long rest.

### SAVING THROWS

Some of your maneuvers require your target to make a saving throw to resist the maneuver's effects. The saving throw DC is calculated as follows:

**Maneuver save DC** = 8 + your proficiency bonus + your Strength or Dexterity modifier (your choice)

## MANEUVERS

---

The maneuvers are presented in alphabetical order.

### COMMANDER'S STRIKE

When you take the Attack action on your turn, you can forgo one of your attacks and use a bonus action to direct one of your companions to strike. When you do so, choose a friendly creature who can see or hear you and expend one superiority die. That creature can immediately use its reaction to make one weapon attack, adding the superiority die to the attack's damage roll.

### DISARMING ATTACK

When you hit a creature with a weapon attack, you can expend one superiority die to attempt to disarm the target, forcing it to drop one item of your choice that it's holding. You add the superiority die to the attack's damage roll, and the target must make a Strength saving throw. On a failed save, it drops the object you choose. The object lands at its feet.

### DISTRACTING STRIKE

When you hit a creature with a weapon attack, you can expend one superiority die to distract the creature, giving your allies an opening. You add the superiority die to the attack's damage roll. The next attack roll against the target by an attacker other than you has advantage if the attack is made before the start of your next turn.

### EVASIVE FOOTWORK

When you move, you can expend one superiority die, rolling the die and adding the number rolled to your AC until you stop moving.

### FEINTING ATTACK

You can expend one superiority die and use a bonus action on your turn to feint, choosing one creature within 5 feet of you as your target. You have advantage on your next attack roll against that creature. If that attack hits, add the superiority die to the attack's damage roll.

### GOADING ATTACK

When you hit a creature with a weapon attack, you can expend one superiority die to attempt to goad the target into attacking you. You add the superiority die to the attack's damage roll, and the target must make a Wisdom saving throw. On a failed save, the target has disadvantage on all attack rolls against targets other than you until the end of your next turn.

### LUNGING ATTACK

When you make a melee weapon attack on your turn, you can expend one superiority die to increase your reach for that attack by 5 feet. If you hit, you add the superiority die to the attack's damage roll.

### MANEUVERING ATTACK

When you hit a creature with a weapon attack, you can expend one superiority die to maneuver one of your comrades into a more advantageous position. You add the superiority die to the attack's damage roll, and you choose a friendly creature who can see or hear you.

That creature can use its reaction to move up to half its speed without provoking opportunity attacks from the target of your attack.

### MENACING ATTACK

When you hit a creature with a weapon attack, you can expend one superiority die to attempt to frighten the target. You add the superiority die to the attack's damage roll, and the target must make a Wisdom saving throw. On a failed save, it is frightened of you until the end of your next turn.

### PARRY

When another creature damages you with a melee attack, you can use your reaction and expend one superiority die to reduce the damage by the number you roll on your superiority die + your Dexterity modifier.

### PRECISION ATTACK

When you make a weapon attack roll against a creature, you can expend one superiority die to add it to the roll. You can use this maneuver before or after making the attack roll, but before any effects of the attack are applied.

### PUSHING ATTACK

When you hit a creature with a weapon attack, you can expend one superiority die to attempt to drive the target back. You add the superiority die to the attack's damage roll, and if the target is Large or smaller, it must make a Strength saving throw. On a failed save, you push the target up to 15 feet away from you.

### RALLY

On your turn, you can use a bonus action and expend one superiority die to bolster the resolve of one of your companions. When you do so, choose a friendly creature who can see or hear you. That creature gains temporary hit points equal to the superiority die roll + your Charisma modifier.

### RIPOSTE

When a creature misses you with a melee attack, you can use your reaction and expend one superiority die to make a melee weapon attack against the creature. If you hit, you add the superiority die to the attack's damage roll.

### SWEEPING ATTACK

When you hit a creature with a melee weapon attack, you can expend one superiority die to attempt to damage another creature with the same attack. Choose another creature within 5 feet of the original target and within your reach. If the original attack roll would hit the second creature, it takes damage equal to the number you roll on your superiority die. The damage is of the same type dealt by the original attack.

### TRIP ATTACK

When you hit a creature with a weapon attack, you can expend one superiority die to attempt to knock the target down. You add the superiority die to the attack's damage roll, and if the target is Large or smaller, it must make a Strength saving throw. On a failed save, you knock the target prone.

## FIGHTING MASTERY

---

*Fighter: 3rd level*

You've mastered a particular style of fighting. Choose one of the Fighting Mastery options, detailed in Chapter 6.

## FIGHTER SPECIALTY

---

*Fighter: 3rd level, 7th, 10th, 15th, and 18th level*

You choose a specialty that you strive to emulate in your combat styles and techniques, which is detailed at the end of the class description.

## ABILITY SCORE IMPROVEMENT

---

*Fighter: 4th, 6th, 8th, 12th, 14th, 16th, and 19th level*

You can increase one ability score by 2, or you can increase two ability scores by 1. You can't increase an ability score above 20 using this feature.

## EXTRA ATTACK

---

*Fighter: 5th level*

You can attack twice, instead of once, whenever you take the Attack action on your turn.

## INDOMITABLE

---

*Fighter: 9th level*

You can reroll a saving throw that you fail. If you do so, you must use the new roll, and you can't use this feature again until you finish a long rest.

You can use this feature twice between long rests starting at 13th level and three times between long rests starting at 17th level.

## GREATER EXTRA ATTACK

---

*Fighter: 11th level*

You can attack three times, instead of once, whenever you take the Attack action on your turn.

Additionally, when you use a bonus action to engage in Double- or Two-Weapon Fighting, you can make two attacks, instead of one.

## MASTER OF COMBAT

---

*Fighter: 20th level*

You are the master of combat. Your Strength or Dexterity score increases by 2, and your Constitution score increases by 2. Your maximum for those scores increases by 2.

Additionally, you can attack four times, instead of once, whenever you take the Attack action on your turn.

## FIGHTER SPECIALTIES

Different fighters choose different approaches to perfecting their fighting prowess. The fighter specialty you choose to emulate reflects your approach. Your specialty grants you features at 3rd, 7th, 10th, 15th, and 18th level.



## ASSAULT SPECIALIST

Those fighters who choose to become Assault Specialists focus on the development of raw physical power honed to deadly perfection. Assault Specialists combine rigorous training with physical excellence to deal devastating blows.

### BRUTE FORCE

**Assault Specialist:** 3rd level, 5th, 9th, 13th, and 17th

Once per turn, when you deal damage with a weapon, you can deal an additional 1d4 damage of the same type as the weapon's damage. If this damage would affect multiple creatures, you can only apply this damage bonus to one of them.

This damage increases to 1d6 at 5th level, 1d8 at 9th level, 1d10 at 13th level, and 1d12 at 17th level.

### REMARKABLE ATHLETE

**Assault Specialist:** 3rd level

You can add half your proficiency bonus (rounded up) to any Strength, Dexterity, or Constitution check you make that doesn't already use your proficiency bonus.

### BRUTISH DURABILITY

**Assault Specialist:** 7th level

Once per round, roll 1d6 and add the die to your saving throw total. If applying this bonus to a death saving throw increases the total to 20 or higher, you gain the benefits of rolling a 20 on the d20. You can choose to use this feature before or after you make a saving throw, but you must decide before the GM says whether the save succeeds or fails.

### ADDITIONAL FIGHTING STYLE

**Assault Specialist:** 10th level

You can choose a second fighting style option.

### DEVASTATING CRITICAL

**Assault Specialist:** 15th level

When you score a critical hit with a weapon attack, you gain a bonus to that weapon's damage roll equal to your fighter level.

### SURVIVOR

**Assault Specialist:** 18th level

You attain the pinnacle of resilience in battle. At the start of each of your turns, you regain hit points equal to 5 + your Constitution modifier if you have no more than half your hit points left. You don't gain this benefit if you have 0 hit points.



## HEAVY WEAPONS SPECIALIST

Some manned instruments of war require their user to have superior physical prowess to overcome their weight and encumbrance. Those fighters who choose to become Heavy Weapons Specialists use their powerful bodies, and powerful armaments, to overwhelm their foes.

### ROCK STEADY

*Heavy Weapons Specialist: 3rd level*

You have learned to use the heft of your weapon to root yourself in place. At the end of each of your turns, if you move less than half your speed while wielding a weapon with the heavy or strength properties, you have advantage on saving throws to avoid being restrained, moved, or knocked prone. This advantage lasts until the end of your next turn.

### MY LITTLE FRIEND SAYS HELLO THERE

*Heavy Weapons Specialist: 3rd level*

You know how to use the sheer size of your weapon to strike fear in those around you. You can add your Strength modifier to any Charisma (Intimidation) check you make while wielding a weapon with the heavy or strength properties that doesn't already include that modifier.



### MAXIMUM OUTPUT

*Heavy Weapons Specialist: 7th level*

When you take the Attack action while wielding a weapon with the heavy or strength properties, you can forgo one or more attacks. If you do so, the first time you deal damage with the weapon before the start of your next turn, you deal additional damage of the same type as the weapon's damage. If this instance would deal damage to multiple creatures, you can only apply this additional damage to one of them. For each attack you forgo, you deal additional damage equal to 1d12 + half your fighter level (rounded down). If you miss with the first attack roll you make before the end of your next turn, or one target succeeds on the saving throw against your weapon's burst or rapid property, you instead deal normal weapon damage.

### STRAIGHT THROUGH

*Heavy Weapons Specialist: 10th level*

When you score a critical hit on your turn while wielding a weapon with the heavy or strength properties, you can make one weapon attack against a creature within 5 feet of the target using your reaction.

### OVERWHELM

*Heavy Weapons Specialist: 15th level*

When you use your Second Wind while wielding a weapon with the heavy or strength properties, if you hit with the first attack roll you make, or if one creature fails the saving throw against your weapon's burst or rapid property, before the end of your next turn, you treat the hit as a critical hit. If you miss with the first attack roll you make before the end of your next turn, or one target succeeds on the saving throw against your weapon's burst or rapid property, you instead deal normal weapon damage.

### PURE PERFORMANCE

*Heavy Weapons Specialist: 18th level*

At 18th level, attack rolls you make while wielding a weapon with the heavy or strength properties can't suffer from disadvantage.



## SHIELD SPECIALIST

Those fighters who choose to become Shield Specialists train to bolster those around them. They can inspire their allies with renewed vigor, lifting them to new heights, while simultaneously protecting them from harm.

### TECHCASTING

**Shield Specialist:** 3rd level

You have derived powers from schematics with the aid of your wristpad. See chapter 10 for the general rules of techcasting and chapter 12 for the tech powers list.

#### TECH POWERS KNOWN

You learn 3 tech powers of your choice, and you learn more at higher levels, as shown in the Tech Powers Known column of the Shield Specialist Techcasting table. You may not learn a tech power of a level higher than your Max Power Level.

#### TECH POINTS

You have a number of tech points equal to half your fighter level (rounded up), as shown in the Tech Points column of the Shield Specialist Techcasting table, + your Intelligence modifier. You use these tech points to cast tech powers. You regain all expended tech points when you finish a short or long rest.

#### MAX POWER LEVEL

Many tech powers can be overcharged, consuming more tech points to create a greater effect. You can overcharge these powers to a maximum level, which increases at higher levels, as shown in the Max Power Level column of the Shield Specialist Techcasting table.

You may only cast tech powers at 4th-level once. You regain the ability to do so after a long rest.

#### TECHCASTING ABILITY

Intelligence is your techcasting ability for your tech powers. You use your Intelligence whenever a power refers to your techcasting ability. Additionally, you use your Intelligence modifier when setting the saving throw DC for a tech power you cast and when making an attack roll with one.

**Tech save DC** = 8 + your proficiency bonus + your Intelligence modifier

**Tech attack modifier** = your proficiency bonus + your Intelligence modifier

#### TECHCASTING FOCUS

You use a wristpad (found in chapter 5) as a tech focus for your tech powers.

### STAY IN FORMATION

**Shield Specialist:** 3rd level

You can take the Guard action as a bonus action on your turn.

### RALLYING CRY

**Shield Specialist:** 7th level

When you use your Second Wind feature, you can choose up to three creatures within 60 feet of you that are allied with you. Each one regains hit points equal to

### SHIELD SPECIALIST TECHCASTING

Level	Tech Powers Known	Tech Points	Max Power Level
3rd	3	2	1st
4th	4	2	1st
5th	5	3	1st
6th	6	3	1st
7th	7	4	2nd
8th	8	4	2nd
9th	9	5	2nd
10th	10	5	2nd
11th	11	6	2nd
12th	12	6	2nd
13th	13	7	3rd
14th	14	7	3rd
15th	15	8	3rd
16th	16	8	3rd
17th	17	9	4th
18th	18	9	4th
19th	19	10	4th
20th	20	10	4th

your fighter level, provided that the creature can see or hear you.

### INSPIRING SURGE

**Shield Specialist:** 10th level

When you use your Action Surge feature, you can choose one creature within 60 feet of you that is allied with you. That creature can make one melee or ranged weapon attack with its reaction, provided that it can see or hear you.

### BULWARK

**Shield Specialist:** 15th level

You can extend the benefit of your Indomitable feature to an ally. When you decide to use Indomitable to reroll an Intelligence, a Wisdom, or a Charisma saving throw and you aren't incapacitated, you can choose one ally within 60 feet of you that also failed its saving throw against the same effect. If that creature can see or hear you, it can reroll its saving throw and must use the new roll.

### GREATER INSPIRING SURGE

**Shield Specialist:** 18th level

You can choose two allies within 60 feet of you, rather than one, when you using your Inspiring Surge feature.



## TACTICAL SPECIALIST

Those fighters who choose to become Tactical Specialists employ martial techniques passed down through generations. To a Tactical Specialist, combat is an academic field, sometimes including subjects beyond battle such as armstech or armormech. Not every fighter absorbs the lessons of history, theory, and artistry that are reflected in the Tactical Specialty, but those who do are well-rounded fighters of great skill and knowledge.

### BONUS PROFICIENCIES

**Tactical Specialist:** 3rd level

You gain proficiency in your choice of artisan's implements.

### IMPROVED COMBAT SUPERIORITY

**Tactical Specialist:** 3rd level

Your tactical skill in combat improves, granting bonuses to your Combat Superiority.

### IMPROVED MANEUVERS

You know four maneuvers of your choice, instead of two, and you earn more at higher levels, as shown in the Maneuvers Known column of the Tactical Specialist Combat Superiority table.

### IMPROVED SUPERIORITY DICE

You have four superiority dice, instead of two, and you earn more at higher levels, as shown in the Superiority Dice column of the Tactical Specialist Combat Superiority table.

### SIGNATURE MANEUVER

**Tactical Specialist:** 3rd level

You choose a maneuver you know from this class as your signature maneuver. Whenever you use that maneuver, you can use it without expending a Superiority Dice. You may only use this feature once per round.

### KNOW YOUR ENEMY

**Tactical Specialist:** 7th level

If you spend at least 1 minute observing or interacting with another creature outside combat, you can learn

## TACTICAL SPECIALIST COMBAT SUPERIORITY

Level	Superiority Dice	Maneuvers Known
3rd	4	4
4th	4	4
5th	4	4
6th	4	4
7th	6	6
8th	6	6
9th	6	6
10th	6	6
11th	8	8
12th	8	8
13th	8	8
14th	8	8
15th	10	10
16th	10	10
17th	10	10
18th	10	10
19th	10	10
20th	10	10

certain information about its capabilities compared to your own. The GM tells you if the creature is your equal, superior, or inferior in regard to two of the following characteristics of your choice:

- Strength score
- Dexterity score
- Constitution score
- Armor Class
- Current hit points
- Total class levels (if any)
- Fighter class levels (if any)

### GREATER SIGNATURE MANEUVER

**Tactical Specialist:** 10th level

You can choose a second signature maneuver.

### RELENTLESS

**Tactical Specialist:** 15th level

When you roll initiative and have no Superiority Dice remaining, you regain 1 Superiority Die.

### MANEUVER MASTERY

**Tactical Specialist:** 18th level

Once per round, when you would roll a Superiority Die, you can instead choose the maximum.



## GUARDIAN

A DARK-SKINNED HUMAN QUICKLY RUNS DOWN A CORRIDOR, THE metal armor under his grey cloak clanking with each step. He rounds the corner into the prison while the lights and power are still out, urging the weakened prisoners to escape. Just then a handful of slavers arrive and ready their blasters. The man draws and ignites a white-bladed lightsaber, ready to die for the strangers behind him.

A sith pureblood, clad head to toe in black and red armor, charges towards a line of soldiers. Shot after shot deflects off his armor until he reaches his prey, where he unleashes his fury in a series of devastating lightsaber sweeps.

A zabrak general dramatically leaps to his soon-to-be overrun squad, landing with a flurry of lightsaber attacks. At the arrival of this powerful Jedi, the attackers fall back.

Guardians are the master of the art of lightsaber combat. They focus on utilizing the everpresent power of the Force to enable devastating attacks, often single-handedly turning the tide of battle.

## PROTECTOR OR DESTROYER

An unstoppable agent of the Force, the guardian channels the power flowing through him into his weapons. Their skills with a lightsaber are unrivalled. Subduing their enemies and bolstering their allies, the guardian uses the Force to control what happens around them.

## NATURAL LEADERS

The guardian's command of the Force lends them a powerful presence. Whether through fear and intimidation or respect and admiration, the guardian is one of the greatest generals on the battlefield. They are a symbol of power to their followers.



## CREATING A GUARDIAN

While creating your guardian, consider your attraction to the Force and its most famous practitioners – the Jedi and the Sith. Are you a member of one of the two orders, or do you walk a different path? Are you a soldier tapping into a latent Force-sensitivity? Were you trained in the force from a young age, or did you discover it as an adult? How do you treat those weaker than you? What was your family like? Do you see the Force as light and dark, or an impartial river of gray?

## QUICK BUILD

You can make a guardian quickly by following these suggestions. First, make Strength your highest ability score, followed by Constitution. Second, choose the Jedi or Sith background.

## THE GUARDIAN

Level	Proficiency Bonus	Features	Force Powers Known	Force Points	Max Power Level	Focused Strikes
1st	+2	Forcecasting, Channel the Force	5	2	1st	—
2nd	+2	Force-Empowered Strikes, Fighting Style	7	4	1st	2d8
3rd	+2	Guardian Aura, Guardian Focus	9	6	1st	2d8
4th	+2	Ability Score Improvement	10	8	1st	2d8
5th	+3	Extra Attack	12	10	2nd	3d8
6th	+3	Force Purity	13	12	2nd	3d8
7th	+3	Focus feature	14	14	2nd	3d8
8th	+3	Ability Score Improvement	15	16	2nd	3d8
9th	+4	Guardian Aura (15-foot radius)	17	18	3rd	4d8
10th	+4	Guardian Aura (two auras)	18	20	3rd	4d8
11th	+4	Improved Force-Empowered Strikes	19	22	3rd	4d8
12th	+4	Ability Score Improvement	20	24	3rd	4d8
13th	+5	—	22	26	4th	5d8
14th	+5	Cleansing Touch	23	28	4th	5d8
15th	+5	Focus feature	24	30	4th	5d8
16th	+5	Ability Score Improvement	25	32	4th	5d8
17th	+6	Guardian Aura (30-foot radius)	27	34	5th	6d8
18th	+6	Guardian Aura (three auras)	28	36	5th	6d8
19th	+6	Ability Score Improvement	29	38	5th	6d8
20th	+6	Focus feature	30	40	5th	6d8

## CLASS FEATURES

As a guardian, you gain the following class features.

### HIT POINTS

**Hit Dice:** 1d10 per guardian level

**Hit Points at 1st Level:** 10 + your Constitution modifier

**Hit Points at Higher Levels:** 1d10 (or 6) + your Constitution modifier per guardian level after 1st.

### PROFICIENCIES

**Armor:** Light armor, medium armor

**Weapons:** All lightweapons, all vibroweapons

**Tools:** None

**Saving Throws:** Constitution, Charisma

**Skills:** Choose two from Acrobatics, Athletics, Deception, Insight, Intimidation, Lore, Perception, Persuasion, and Piloting

### EQUIPMENT

You start with the following equipment, in addition to the equipment granted by your background:

- (a) a lightweapon or vibroweapon and a light or medium physical shield or (b) two lightweapons or vibroweapons
- (a) combat suit and a light physical shield or (b) mesh armor
- (a) a priest's pack or (b) an explorer's pack

### VARIANT: STARTING WEALTH

In lieu of the equipment granted by your class and background, you can elect to purchase your starting gear. If you do so, you receive no equipment from your class and background, and instead roll for your starting wealth using the criteria below:

Class	Funds
Guardian	8d4 x 100 cr



## FORCECASTING

---

### *Guardian: 1st level*

In your meditations on the Force, you have learned powers, fragments of knowledge that imbue you with an abiding force ability. See chapter 10 for the general rules of forcecasting and chapter 11 for the force powers list.

### FORCE POWERS KNOWN

You learn 5 force powers of your choice, and you learn more at higher levels, as shown in the Force Powers Known column of the guardian table. You may not learn a force power of a level higher than your Max Power Level, and you may learn a force power at the same time you learn its prerequisite.

### FORCE POINTS

You have a number of force points equal to your guardian level x 2, as shown in the Force Points column of the guardian table, + your Wisdom or Charisma modifier (your choice). You use these force points to cast force powers. You regain all expended force points when you finish a long rest.

### MAX POWER LEVEL

Many force powers can be overpowered, consuming more force points to create a greater effect. You can overpower these abilities to a maximum level, which increases at higher levels, as shown in the Max Power Level column of the guardian table.

You may only cast force powers at 5th-level once. You regain the ability to do so after a long rest.

### FORCECASTING ABILITY

Your forcecasting ability varies based on the alignment of the powers you cast. You use Wisdom for light side powers, Charisma for dark side powers, and Wisdom or Charisma for universal powers (your choice). You use this ability score modifier whenever a power refers to your forcecasting ability. Additionally, you use this ability score modifier when setting the saving throw DC for a force power you cast and when making an attack roll with one.

**Force save DC** = 8 + your proficiency bonus + your forcecasting ability modifier

**Force attack modifier** = your proficiency bonus + your forcecasting ability modifier

## CHANNEL THE FORCE

---

### *Guardian: 1st level*

You know how to channel the Force to create a unique effect. You start with your choice of one from two such effects: Cause Harm or Lend Aid. At 3rd level, your Guardian Focus grants you an additional effect. When you use your Channel the Force, you choose which effect to create.

Some Channel the Force effects require saving throws. When you use such an effect from this class, the DC equals your universal force save DC.

You can use this feature a number of times equal to your Wisdom or Charisma modifier (your choice, minimum of once). You regain all expended uses when you finish a short or long rest.

## CAUSE HARM

As an action, you can expend a use of your Channel the Force to sap the life from a hostile creature you can see within 60 feet. That creature must make a Constitution saving throw. On a failed save, the creature takes necrotic damage equal to your guardian level + your Charisma modifier (minimum of one), or half as much on a successful one.

## LEND AID

As a bonus action, you can expend a use of your Channel the Force and touch a beast or humanoid within 5 feet of you. That creature regains hit points equal to your guardian level + your Wisdom modifier (minimum of one). Alternatively, if the beast or humanoid is poisoned or diseased, you neutralize the poison or disease. If more than one poison or disease afflicts the target, you neutralize one poison or disease that you know is present, or you neutralize one at random.

## FORCE-EMPOWERED STRIKES

---

### *Guardian: 2nd level*

When you hit a creature with a melee weapon attack, you can expend force points to deal additional damage to the target, which is the same type as the weapon's damage. The additional damage is 1d8 for each point spent in this way. You can't deal more additional damage than the amount shown in the Focused Strikes column of the guardian table.

## FIGHTING STYLE

---

### *Guardian: 2nd level*

You adopt a particular style of fighting as your specialty. Choose one of the fighting style options, detailed in Chapter 6.

## GUARDIAN AURA

---

### *Guardian: 3rd, 9th, 10th, 17th, and 18th level*

When you reach 3rd level, you gain an aura of your choice, as detailed at the end of the class description. The range of your auras increases to 15 feet at 9th level and 30 feet at 17th level, and you gain an additional aura at 10th and 18th level.

## GUARDIAN FOCUS

---

### *Guardian: 3rd, 7th, 15th, and 20th level*

You begin to focus your studies on a specific lightsaber form, which is detailed at the end of the class description.

## ABILITY SCORE IMPROVEMENT

---

### *Guardian: 4th, 8th, 12th, 16th, and 19th level*

You can increase one ability score by 2, or you can increase two ability scores by 1. You can't increase an ability score above 20 using this feature.

## EXTRA ATTACK

*Guardian: 5th level*

You can attack twice, instead of once, whenever you take the Attack action on your turn.

## FORCE PURITY

*Guardian: 6th level*

The Force flowing through you makes you immune to poison and disease.

## IMPROVED FORCE-EMPOWERED STRIKES

*Guardian: 11th level*

You are so in tune with the Force that all your melee weapon strikes carry the power of the Force with them. Whenever you hit a creature with a melee weapon attack, the creature takes an extra 1d8 damage. If you also use your Force-Empowered Strikes with an attack, you add this damage to the extra damage of your Force-Empowered Strikes. The damage is the same type as the weapon's damage.



## CLEANSING TOUCH

*Guardian: 14th level*

You can use your action and expend a use of your Channel the Force ability to end one force power on yourself or on one willing creature that you touch.

## GUARDIAN AURAS

The auras are presented in alphabetical order. If multiple guardians grant the same aura, affected creatures can only benefit from it once. You must be conscious to grant the benefits of your auras.

### AURA OF CONQUEST

Whenever a creature who is frightened of you starts its turn within 5 feet of you, its speed is reduced to 0 and that creature takes psychic damage equal to half your guardian level.

### AURA OF CONVICTION

You and friendly creatures within 5 feet of you have advantage on saving throws against effects that would cause you to be charmed or frightened.

### AURA OF HATRED

You and friendly creatures within 5 feet of you gain a bonus to the first melee weapon damage rolls you make each round equal to your Charisma modifier (minimum of +1).

### AURA OF PRESENCE

Whenever you or a friendly creature within 5 feet of you must make a saving throw, the creature gains a bonus to the saving throw equal to your Wisdom modifier (minimum of +1).

### AURA OF PROTECTION

Whenever a creature within 5 feet of you takes damage, you can use your reaction to take that damage instead of that creature taking it. This feature doesn't transfer any other effects that might accompany the damage, and this damage can't be reduced in any way.

### AURA OF VIGOR

Whenever a friendly creature starts its turn within 5 feet of you, that creature gains temporary hit points equal to your Wisdom or Charisma modifier (your choice, minimum of one).

### AURA OF WARDING

You and friendly creatures within 5 feet of you have resistance to damage from force powers.

## GUARDIAN FOCI

Different guardians focus on different lightsaber styles, called Forms, as they hone their powers. Your focus grants you features at 3rd, 7th, 15th, and 20th level.

## MAKASHI FORM

Makashi Form, also known as Contention Form, encourages precision and efficiency over power, using jabs, parries and light cuts over slashes, blocks and chops. Those guardians who focus on Makashi Form utilize calculated blade manipulation, intense focus, and expert timing to confuse and trap their opponents.

### FORM BASICS

**Makashi Form: 3rd level**

You gain the Makashi lightsaber form, detailed in Chapter 6. If you already know this form, you can instead choose another lightsaber form.

### THE WAY OF THE YSALAMIRI

**Makashi Form: 3rd level**

As a bonus action, you can enter an offensive stance for one minute. While in this stance, you add your Wisdom or Charisma modifier (your choice) to the first melee weapon attack and damage rolls you make each turn.

This effect ends early if you are incapacitated or die. Once you've used this feature, you can't use it again until you finish a long rest.

### CHANNEL THE FORCE

**Makashi Form: 3rd level**

You gain the following Channel the Force option.

#### MAKASHI RIPOSTE

When another creature damages you with a melee attack, you can expend a use of your Channel the Force and use your reaction to attempt to deflect the attack. When you do so, the damage you take from the attack is reduced by  $1d10 + \text{your Dexterity modifier} + \text{your guardian level}$ .

If you reduce the damage to 0, you can immediately make a single melee weapon attack against that creature as a part of the reaction.

### SHATTERPOINT

**Makashi Form: 7th level**

If you spend at least 1 minute observing or interacting with another creature outside combat, you can use your connection to the Force to sense their strengths and weaknesses, and learn certain information about its capabilities compared to your own. The GM tells you if the creature is your equal, superior, or inferior in regard to two of the following characteristics of your choice:

- Strength score
- Dexterity score
- Wisdom score
- Charisma score
- Armor Class
- Current hit points
- Total class levels (if any)
- Total Forcecaster levels (if any)

### GLANCING BLOW

**Makashi Form: 15th level**

When an attacker that you can see hits you with an attack, you can use your reaction to halve the attack's damage against you.

### MASTER OF CONTENTION

**Makashi Form: 20th level**

You are a duelist of the highest caliber. Your Dexterity and Wisdom or Charisma scores (your choice) increase by 2. Your maximum for those scores increases by 2. Additionally, you can use your action to gain the following benefits for 1 minute:

- You have resistance to kinetic and energy damage, and you ignore resistance to kinetic and energy damage.
- All melee attacks have disadvantage against you.
- Your melee weapon attacks inflict an additional damage die.

This effect ends early if you are incapacitated or die. Once you've used this feature, you can't use it again until you finish a long rest.





## NIMAN FORM

Niman Form, also known as Moderation Form, strikes a balance between bladework and force powers. Those guardians who focus on Niman Form weave Force manipulation with their melee weapon strikes, pushing their opponents off-balance to create an opening.

### FORM BASICS

#### *Niman Form: 3rd level*

You gain the Niman lightsaber form, detailed in Chapter 6. If you already know this form, you can instead choose another lightsaber form.

### THE WAY OF THE RANCOR

#### *Niman Form: 3rd level*

As a bonus action, you can enter a balanced stance for one minute. As a part of this bonus action, and as a bonus action on each of your turns, when you use your action to cast a force power, you can make one melee weapon attack. Additionally, for the duration, you can use Wisdom or Charisma instead of Strength or Dexterity for the attack and damage rolls of your melee weapon attacks. You must use the same modifier for both rolls.



This effect ends early if you are incapacitated or die. Once you've used this feature, you can't use it again until you finish a long rest.

### CHANNEL THE FORCE

#### *Niman Form: 3rd level*

You gain the following Channel the Force option.

#### TELEKINETIC SLASH

When you deal damage with an at-will force power that requires a force attack or a saving throw, you can expend a use of your Channel the Force and expend force points to deal additional damage to the target, which is the same type as the power's damage. The additional damage is 1d8 for each point spent in this way. You can't deal more additional damage than the amount shown in the Focused Strikes column of the guardian table.

### ENLIGHTENMENT

#### *Niman Form: 7th level*

You can add half your Wisdom or Charisma modifier (your choice, rounded down, minimum of one) to any saving throw you make that doesn't already include that modifier.

### REDIRECT

#### *Niman Form: 15th level*

When you would be affected by a weapon or force power that requires a Dexterity saving throw or attack roll and would affect only you, you can use your reaction to redirect that power to another target within 30 feet. If the weapon or power required a melee or ranged attack, make a melee or ranged force attack against the new target, as appropriate. If it required a Dexterity saving throw, the new target must make a Dexterity saving throw against your universal force save DC.

Once you've used this feature, you must complete a short or long rest before you can use it again.

### MASTER OF MODERATION

#### *Niman Form: 20th level*

The Force flows in perfect concert with your weapon attacks. Your Dexterity and Wisdom or Charisma scores (your choice) increase by 2. Your maximum for these scores increases by 2. Additionally, you can use your action to gain the following benefits for 1 minute:

- You have resistance to kinetic and energy damage from unenhanced weapons.
- You have advantage on saving throws against force powers. Additionally, you have resistance against the damage of force powers.
- When you use your action to cast an at-will force power that targets only one creature, you can target an additional creature within 5 feet of the original target and within the power's range.

This effect ends early if you are incapacitated or die. Once you've used this feature, you can't use it again until you finish a long rest.

## SHIEN/DJEM SO FORM

Shien/Djem So Form, also known as Perseverance Form, utilizes a force-enhanced strength to overwhelm opponents. Those guardians who focus on Shien/Djem So Form actively attempt to force an opening rather than waiting for the opportunity to present itself.

### BONUS PROFICIENCIES

*Shien/Djem So Form: 3rd level*

You gain proficiency in heavy armor.

### FORM BASICS

*Shien/Djem So Form: 3rd level*

You gain your choice of the Shien or Djem So lightsaber form, detailed in Chapter 6. If you already know the chosen form, you can instead choose another lightsaber form.

### THE WAY OF THE KRAYT DRAGON

*Shien/Djem So Form: 3rd level*

As a bonus action, you can take a threatening stance for one minute. While in this stance, the first time you hit with a melee weapon attack using Strength each turn, you can attempt to damage another creature within 5 feet of the original target and within your reach. If the original attack roll would hit the second creature, it takes damage equal to your Strength modifier. The damage is of the same type dealt by the original attack.

This effect ends early if you are incapacitated or die. Once you've used this feature, you can't use it again until you finish a long rest.

### CHANNEL THE FORCE

*Shien/Djem So Form: 3rd level*

You gain one of the following Channel the Force options. Choose Blade Barrier for Shien or Falling Avalanche for Djem So.

#### BLADE BARRIER

On your turn, when you deal melee weapon damage that includes your Strength modifier, you can forgo your Strength modifier to the damage roll, expend a use of your Channel the Force (no action required), and reduce your speed by half. If you do so, energy and kinetic damage you take from weapons before the end of your next turn is reduced by an amount equal to your Strength modifier. You can not use this feature if you have moved more than half your speed this turn.

#### FALLING AVALANCHE

On your turn, you can expend a use of your Channel the Force (no action required) and reduce your speed by half to gain advantage on the next ability check or attack roll you make using Strength before the end of your next turn. You can not use this feature if you have moved more than half your speed this turn.



## DETERMINATION

### *Shien/Djem So Form: 7th level*

You gain one of the following features. Choose Aggressive Negotiations for Shien or Reliable Vigor for Djem So.

### AGGRESSIVE NEGOTIATIONS

You gain proficiency in Intimidation or Persuasion. Additionally, while you are wielding a weapon with which you are proficient, you can't have disadvantage on Charisma (Intimidation) and Charisma (Persuasion) checks, and if the target would make a contested check, they can't have advantage on it.

### RELIABLE VIGOR

If your total for a Strength check or saving throw is less than your guardian level, you can use your guardian level in place of the total.

## PRESENCE

### *Shien/Djem So Form: 15th level*

You gain one of the following features. Choose Precise Reflection for Shien or Brutal Strikes for Djem So.

### PRECISE REFLECTION

When you hit with an attack made by the *saber reflect* power, you can expend force points to deal additional damage to the target, which is the same type as the weapon's damage. The additional damage is 1d8 for each point spent in this way. You can't deal more additional damage than the amount shown in the Focused Strikes column of the guardian table.

### BRUTAL STRIKES

The Force flowing through you grants you incredible strength. When you roll a 1 or 2 on a Force-Empowered Strikes or Improved Force-Empowered Strikes damage die, you can reroll the die and must use the new roll, even if the new roll is a 1 or a 2.

Additionally, when you spend force points to use your Force-Empowered Strikes feature, you gain temporary hit points equal to twice the number of points spent.

## MASTER OF PERSEVERANCE

### *Shien/Djem So Form: 20th level*

Your might overwhelms even the most implacable of foes. Your Strength and Constitution scores increase by 2. Your maximum for these scores increases by 2. Additionally, you can use your action to gain the following benefits for 1 minute:

- You have resistance to kinetic and energy damage from unenhanced weapons.
- Once per turn, when you hit with a melee weapon attack using Strength, you can use your Force-Empowered Strikes feature at 1st-level without expending force points. You gain temporary hit points equal to the extra damage dealt.
- When a creature within 5 feet of you makes an attack roll against you, you can use your reaction to make a single weapon attack with advantage against that creature. If the attack hits, you impose disadvantage on the triggering attack roll.

This effect ends early if you are incapacitated or die. Once you've used this feature, you can't use it again until you finish a long rest.





## SORESU FORM

Soresu Form, also known as Resilience Form, relies on tight bladework and subtle dodges to provide maximum defensive coverage, minimizing exposure to ranged weaponry. Those guardians who focus on Soresu Form use broad footwork to move around the playing field, making broad, short sweeping motions that protect the body.

### BONUS PROFICIENCIES

**Soresu Form: 3rd level**

You gain proficiency in heavy armor.

### FORM BASICS

**Soresu Form: 3rd level**

You gain the Soresu lightsaber form, detailed in Chapter 6. If you already know this form, you can instead choose another lightsaber form.

### THE WAY OF THE MYNOCK

**Soresu Form: 3rd level**

As a bonus action, you can enter a defensive stance for one minute. As a part of this bonus action, and as a bonus action on each of your turns, you can cast the *saber ward* power. When you do so, you have a number of special reactions equal to your proficiency bonus that you can only use to cast the *saber reflect* force power. You can only take one reaction per turn.

This effect ends early if you are incapacitated or die. Once you've used this feature, you can't use it again until you finish a long rest.

### CHANNEL THE FORCE

**Soresu Form: 3rd level**

You gain the following Channel the Force option.

#### ADVANCING DEFENDER

When you cast the *saber reflect* power, you can expend a use of your Channel the Force to move up to 10 feet as a part of that same reaction. This movement does not provoke opportunity attacks.

### CIRCLE OF SHELTER

**Soresu Form: 7th level**

You learn to fend off strikes directed at you or other creatures nearby. If you or a creature you can see within 5 feet of you is hit by an attack, you can use your reaction to ward the creature if you're wielding a melee weapon or a shield. Roll 1d8 and add the number rolled to the target's AC against that attack. If the attack still hits, the target has resistance against the attack's damage.

You can use this feature a number of times equal to your Constitution modifier (a minimum of once), and you regain all expended uses when you finish a long rest.

## STAND AGAINST THE TIDE

**Soresu Form: 15th level**

When a hostile creature misses you with a melee attack, you can use your reaction to force that creature to repeat the same attack against another creature (other than itself) of your choice.

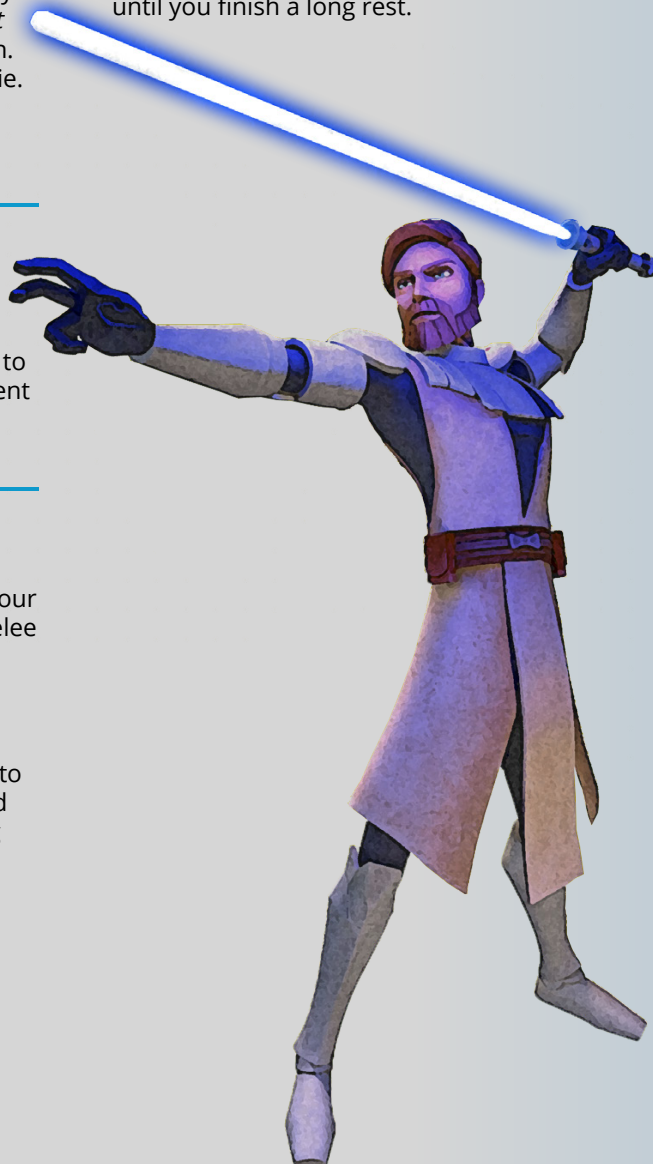
### MASTER OF RESILIENCE

**Soresu Form: 20th level**

Your presence on the field of battle is an inspiration to your allies. Your Constitution and Wisdom or Charisma scores (your choice) increase by 2. Your maximum for those scores increases by 2. Additionally, you can use your action to gain the following benefits for 1 minute:

- You have resistance to kinetic and energy damage from unenhanced weapons.
- When you use the *saber reflect* force power, you can make a single melee attack on an enemy within 5ft of you as a part of that same reaction.
- You have advantage on Dexterity saving throws, as do your allies within 30 feet of you.

This effect ends early if you are incapacitated or die. Once you've used this feature, you can't use it again until you finish a long rest.



## MONK

HER VIBROSTAFF A BLUR AS THEY DEFLECT AN INCOMING HAIL OF blaster bolts, a human springs over a barricade and throws herself into the massed ranks of pirates on the other side. She whirls among them, knocking their blows aside and sending them reeling, until at last she stands alone.

Taking a deep breath, a zabrak covered in tattoos settles into a battle stance. As the first charging mercenaries reach him, he exhales and a blast of negative energy courses from his hands, engulfing his foes.

Moving with the silence of the night, a black-clad mirialan steps into a shadow beneath an arch and nimbly climbs to the balcony a stone's throw above her. She slides her blade free of its cloth-wrapped scabbard and peers through the open window at the warlord, so vulnerable in the grip of sleep.

Whatever their discipline, monks are united in their ability to harness the energy that flows in their bodies. Whether channeled as a striking display of combat prowess or a subtler focus of defensive ability and speed, this energy infuses all that a monk does.

### THE POWER OF FOCUS

Monks make careful study of a mystical energy that most monastic orders call focus. This energy is an element of the power that suffuses the galaxy—specifically, the element that flows through living bodies. Monks harness this energy within themselves to create powerful effects and exceed their bodies' physical capabilities, and some of their special attacks can hinder the flow of focus in their opponents. Using this energy, monks channel uncanny speed and strength into their unarmed strikes. As they gain experience, their martial training and their mastery of focus gives them more power over their bodies and the bodies of their foes.

### TRAINING AND ASCETICISM

Most monks live entirely apart from the surrounding population, secluded from anything that might impede their spiritual progress. Others are sworn to isolation, emerging only to serve as spies or assassins at the command of their leader, a noble patron, or some other power.

The majority of monks don't shun their neighbors, making frequent visits to nearby towns or villages and exchanging their service for food and other goods. As versatile warriors, monks often end up protecting their neighbors from monsters or brigands.

For a monk, becoming an adventurer means leaving a structured, communal lifestyle to become a wanderer. This can be a harsh transition, and monks don't undertake it lightly. Those who leave their cloisters take their work seriously, approaching their adventures as personal tests of their physical and spiritual growth.



### CREATING A MONK

As you make your monk character, think about your connection to the monastery where you learned your skills and spent your formative years. Were you an orphan or a child left on the monastery's threshold? Did your parents promise you to the monastery in gratitude for a service performed by the monks? Did you enter this secluded life to hide from a crime you committed? Or did you choose the monastic life for yourself?

Consider why you left. Did the head of your monastery choose you for a particularly important mission beyond the cloister? Perhaps you were cast out because of some violation of the community's rules. Did you dread leaving, or were you happy to go? Is there something you hope to accomplish outside the monastery? Are you eager to return to your home?

As a result of the structured life of a monastic community and the discipline required to harness focus, monks are typically lawful in alignment.

### QUICK BUILD

You can make a monk quickly by following these suggestions. First, make Dexterity your highest ability score, followed by Wisdom. Second, choose the agent background.

## THE MONK

Level	Proficiency Bonus	Features	Martial Arts	Focus Points	Monastic Vows	Unarmored Movement
1st	+2	Martial Arts, Unarmored Defense	d4	—	—	—
2nd	+2	Focus, Monastic Vows	d4	2	2	—
3rd	+2	Unarmored Movement, Deflect Missiles, Monastic Order	d4	3	2	+10 ft.
4th	+2	Ability Score Improvement, Slow Fall	d4	4	2	+10 ft.
5th	+3	Extra Attack, Stunning Strike	d6	5	2	+15 ft.
6th	+3	Enhanced Strikes, Order feature	d6	6	2	+15 ft.
7th	+3	Evasion, Stillness of Mind	d6	7	3	+15 ft.
8th	+3	Ability Score Improvement	d6	8	3	+15 ft.
9th	+4	Unarmored Movement Improvement	d8	9	3	+20 ft.
10th	+4	Ability Score Improvement	d8	10	3	+20 ft.
11th	+4	Order feature	d8	11	3	+20 ft.
12th	+4	Ability Score Improvement	d8	12	3	+20 ft.
13th	+5	Purity of Body	d10	13	4	+25 ft.
14th	+5	Diamond Soul	d10	14	4	+25 ft.
15th	+5	Timeless Vessel	d10	15	4	+25 ft.
16th	+5	Ability Score Improvement	d10	16	4	+25 ft.
17th	+6	Order feature	d12	17	5	+30 ft.
18th	+6	Empty Body	d12	18	5	+30 ft.
19th	+6	Ability Score Improvement	d12	19	5	+30 ft.
20th	+6	Perfect Self	d12	20	5	+30 ft.

## CLASS FEATURES

As a monk, you gain the following class features.

### HIT POINTS

**Hit Dice:** 1d8 per monk level

**Hit Points at 1st Level:** 8 + your Constitution modifier

**Hit Points at Higher Levels:** 1d8 (or 5) + your Constitution modifier per monk level after 1st

### PROFICIENCIES

**Armor:** None

**Weapons:** Simple blasters, simple vibroweapons, chakrams, techblades

**Tools:** None

**Saving Throws:** Strength, Dexterity

**Skills:** Choose two from Acrobatics, Athletics, Insight, Lore, Perception, and Stealth

### EQUIPMENT

You start with the following equipment, in addition to the equipment granted by your background:

- (a) a chakram, (b) a techblade, (c) a simple vibroweapon, or (d) a simple blaster and a power cell
- (a) a dungeoneer's pack or (b) an explorer's pack
- 10 vibrodarts

### VARIANT: STARTING WEALTH

In lieu of the equipment granted by your class and background, you can elect to purchase your starting gear. If you do so, you receive no equipment from your class and background, and instead roll for your starting wealth using the criteria below:

Class	Funds
Monk	4d4 x 100 cr



## MARTIAL ARTS

### **Monk:** 1st level

Your practice of martial arts gives you mastery of combat styles that use unarmed strikes and monk weapons, which are chakrams, techblades, and any simple vibroweapons that don't have the two-handed property.

You gain the following benefits while you are unarmed or wielding only monk weapons and you aren't wearing armor or wielding a shield:

- Your unarmed strikes and monk weapons gain the finesse property.
- You can roll a d4 in place of the normal damage of your unarmed strike or monk weapon. This die changes as you gain monk levels, as shown in the Martial Arts column of the monk table.
- You can use Dexterity instead of Strength whenever you would make a Strength (Athletics) check to grapple, shove, or trip a creature.
- When you use the Attack action with an unarmed strike or a monk weapon on your turn, you can make one unarmed strike as a bonus action.
- You can take the Dash and Disengage actions as a bonus action.

### **Variant: Monks with Lightweapons**

If monks gain lightweapon proficiency, consider letting them use lightweapons as monk weapons, provided the lightweapon has a vibroweapon analogue. For instance, chakrams count as monk weapons. If a monk gains proficiency in a light ring, they could also use it as a monk weapon.

## UNARMORED DEFENSE

### **Monk:** 1st level

While you are wearing no armor and not wielding a shield, your AC equals 10 + your Dexterity modifier + your Wisdom or Charisma modifier (your choice).

## FOCUS

### **Monk:** 2nd and 11th level

Your training allows you to harness the mystic energy of focus. Your access to this energy is represented by a number of focus points. Your monk level determines the number of points you have, as shown in the Focus Points column of the monk table.

You can spend these points to fuel various focus features. You start knowing three such features: Flurry of Blows, Patient Defense, and Step of the Wind. You learn more focus features as you gain levels in this class.

When you spend a focus point, it is unavailable until you finish a short or long rest, at the end of which you draw all of your expended focus back into yourself. You must spend at least 30 minutes of the rest meditating to regain your focus points.

You use your choice of Wisdom or Charisma for your focus ability. You use the chosen ability modifier whenever a feature refers to your focus ability. Additionally, you use the chosen ability modifier when making an attack with a focus feature or setting the saving throw DC for one.

**Focus save DC** = 8 + your proficiency bonus + your Wisdom or Charisma modifier (your choice)

**Focus attack modifier** = your proficiency bonus + your Wisdom or Charisma modifier (your choice)

## FLURRY OF BLOWS

When you make your Martial Arts bonus action attack, you can spend 1 focus point to make an additional unarmed strike (no action required). At 11th level, you can instead spend 2 focus points to make two additional unarmed strikes.

## PATIENT DEFENSE

When you use your bonus action to Disengage, you can spend 1 focus point to also Dodge (no action required). At 11th level, you can instead spend 2 focus points to Dodge and gain an additional reaction until the start of your next turn. You can only take one reaction per turn.

## STEP OF THE WIND

When you use your bonus action to Dash, you can spend 1 focus point to double your jump distance for the turn. At 11th level, you can instead spend 2 focus points to gain a flying speed equal to your walking speed until the end of your turn, though you fall if you end your speed in the air and nothing else is holding you aloft.

## MONASTIC VOWS

### **Monk:** 2nd, 7th, 13th, and 17th level

You've sworn two vows, as detailed at the end of the class description. You swear an additional vow at 7th, 13th, and 17th level.

## UNARMORED MOVEMENT

### **Monk:** 3rd and 9th level

Your speed increases by 10 feet while you are not wearing armor or wielding a shield. This bonus increases when you reach certain monk levels, as shown in the Unarmored Movement column of the monk table.

At 9th level, you gain the ability to move along vertical surfaces and across liquids on your turn without falling during the move.

## DEFLECT MISSILES

### **Monk:** 3rd level

You can use your reaction to deflect a projectile when you are dealt damage by a ranged weapon attack. When you do so, the damage you take from the attack is reduced by 1d10 + your Dexterity modifier + your monk level.

If you reduce the damage to 0, and the damage is kinetic, energy, or ion, you can redirect it at another target if you have a weapon capable of doing so. You can spend 1 focus point to make a ranged attack as you deflect the projectile, as part of the same reaction. You make this attack with proficiency, regardless of your weapon proficiencies, and the projectile counts as a monk weapon for the attack.

## MONASTIC ORDER

**Monk:** 3rd, 6th, 11th, and 17th level

You commit yourself to one monastic order, which is detailed at the end of the class description.

## ABILITY SCORE IMPROVEMENT

**Monk:** 4th, 8th, 10th, 12th, 16th, and 19th level

You can increase one ability score by 2, or you can increase two ability scores by 1. You can't increase an ability score above 20 using this feature.

## SLOW FALL

**Monk:** 4th level

You can use your reaction when you fall to reduce any falling damage you take by an amount equal to five times your monk level.

## EXTRA ATTACK

**Monk:** 5th level

You can attack twice, instead of once, whenever you take the Attack action on your turn.

## STUNNING STRIKE

**Monk:** 5th level

You can interfere with an opponent's body. When you hit another creature with a melee weapon attack, you can spend 1 focus point to attempt a stunning strike. The target must succeed on a Constitution saving throw or be stunned until the end of your next turn.

## ENHANCED STRIKES

**Monk:** 6th level

Your unarmed strikes count as enhanced for the purpose of overcoming resistance and immunity to unenhanced attacks and damage.

## EVASION

**Monk:** 7th level

Your instinctive agility lets you dodge out of the way of certain area effects. When you are subjected to an effect that allows you to make a Dexterity saving throw to take only half damage, you instead take no damage if you succeed on a saving throw, and only half damage if you fail.

## STILLNESS OF MIND

**Monk:** 7th level

You can use your action or bonus action to end one effect on yourself that is causing you to be charmed or frightened.

## PURITY OF BODY

**Monk:** 13th level

You are immune to disease and poison and resistant to poison damage.

## DIAMOND SOUL

**Monk:** 14th level

Your mastery of focus grants you proficiency in all saving throws, and when you fail a saving throw, you can spend 1 focus point to reroll it, taking the new roll.

## TIMELESS VESSEL

**Monk:** 15th level

Your focus sustains you so that you suffer none of the frailty of old age, and you can't be aged abnormally. You can still die of old age, however. Additionally, when you complete a short rest, you can expend a Hit Die to remove 1 level of exhaustion or slowed.

## EMPTY BODY

**Monk:** 18th level

You can use your action to spend 4 focus points to become invisible for 1 minute. During that time, you also have resistance to all damage but force damage.

## PERFECT SELF

**Monk:** 20th level

You've gained perfect control over your body. Your Dexterity and Wisdom or Charisma scores (your choice) increase by 2. Your maximum for those scores increases by 2. Additionally, when you roll for initiative and have fewer than 6 focus points remaining, you regain up to 6 focus points.

## MONASTIC VOWS

The vows are presented in alphabetical order. If a vow has prerequisites, you must meet them to learn it. You can learn a vow at the same time you meet its prerequisites.

### VOW OF DEFLECTION

You can use your reaction to divert a strike when you are dealt damage by a melee weapon attack. When you do so, the damage taken by the attack is reduced by  $1d10 + \text{your Dexterity modifier} + \text{your monk level}$ .

### VOW OF THE DEVOTED

You gain a limited ability to manipulate the Force. See chapter 10 for the general rules of forcecasting and chapter 11 for the force powers list.

**Force Powers Known.** You learn 2 force powers of your choice. You learn an additional power at 3rd, 5th, 7th, 9th, 11th, 13th, 15th, and 17th level. You may not learn a force power of a level higher than your Max Power Level, and you may learn a force power at the same time you learn its prerequisite. You may only learn universal powers in this way.

**Force Points.** Rather than force points, powers you learn through this vow are cast using your focus points, at 1 focus point per power level. You may only cast universal powers in this way.

**Max Power Level.** Many force powers can be overpowered, consuming more focus points to create a greater effect. You can overpower these abilities to a maximum level, which increases at higher levels. Your Max Power Level is 1st. It increases to 2nd at 7th level, 3rd at 13th level, and 4th at 17th level. You may only cast force powers at 4th-level once. You regain the ability to do so after a long rest.

**Forcecasting Ability.** You use your focus ability whenever a power refers to your forcecasting ability. If a power you cast with focus points calls for a saving throw, you use your focus save DC. If a power you cast with focus points calls for an attack roll, you use your focus attack modifier.

### **VOW OF FATE**

*Prerequisite: 7th level*

When you finish a short or long rest, roll a d20 and record the number rolled. Once before your next short or long rest, you can replace any attack roll, saving throw, or ability check made by you or a creature within 5 feet of you with this roll. You must choose to do so before the roll.

### **VOW OF THE FIGHTER**

You adopt a particular style of fighting as your specialty. Choose one of the fighting Style options, detailed in Chapter 6.

### **VOW OF THE FOCUSED**

You can substitute Strength, Constitution, or Intelligence (chosen when you take this vow) for Wisdom or Charisma for your monk class features, except for other vows.

### **VOW OF FORTITUDE**

*Prerequisite: 7th level*

You can use your action or bonus action to end one effect on yourself that is causing you to be blinded or deafened.

### **VOW OF FREEDOM**

You ignore unenhanced difficult terrain, and when you would use your action to break free of an effect that is grappling or restraining you, you can instead use your bonus action.

### **VOW OF INTUITION**

You can no longer have disadvantage on attack rolls against creatures within 10 feet of you due to not being able to see them.

### **VOW OF THE LIMBER**

*Prerequisite: 7th level*

When you make your first unarmed strike on your turn, you can choose to spend 1 focus point. If you do so, your reach with your unarmed strikes increases by 5 feet until the end of your turn.

### **VOW OF THE NEMESIS**

*Prerequisite: 13th level*

As a bonus action, you can choose one creature within 30 feet that you can see. The creature must make a Wisdom saving throw against your focus save DC. On a successful save, the creature becomes immune to this feature for 24 hours. On a failed save, for the next minute, the creature has disadvantage on attack rolls against creatures other than you, and it must make an additional Wisdom saving throw each time it attempts to move to a space that is more than 30 feet away from you; if it succeeds on this saving throw, this feature doesn't restrict its movement for that turn.

This feature ends early if you attack another creature, if you target another hostile creature with a power or class feature, if a friendly creature damages the target, if a friendly creature targets it with a power or class feature, or if you target another creature with this feature.

### **VOW OF THE OPEN MIND**

You gain proficiency in a skill of your choice.

Additionally, you can spend 1 focus point and 10 minutes meditating on a skill in which you are proficient. If you do so, when you make an ability check with the chosen skill, you can add your Wisdom or Charisma modifier to the check if it doesn't already include that modifier. You can only have one instance of this feature active at a time.

### **VOW OF PRECISION**

*Prerequisite: 13th level*

Your critical hit range with unarmed strikes increases by 1.

### **VOW OF REQUITAL**

*Prerequisite: 13th level*

When you take the Dodge action and an attack made by a creature within 5 feet of you misses you before the start of your next turn, you can use your reaction to make one melee weapon attack with a monk weapon or unarmed strike against that creature.

### **VOW OF RESTORATION**

When you would make an unarmed strike, you can spend 1 focus point to instead touch a willing creature within your reach. Roll your Martial Arts die. The target gains hit points equal to the amount rolled + your Wisdom or Charisma modifier (your choice, minimum of +1).

### **VOW OF THE SENTRY**

You gain proficiency in light and medium armor. Additionally, you can now gain the benefits of your Martial Arts and Unarmored Movement features while wearing light or medium armor as long as you are not wielding a shield.

### **VOW OF SERENITY**

Your maximum focus increases by an amount equal to half your Wisdom or Charisma modifier (your choice, rounded up, minimum of +1).

### **VOW OF SPIRIT**

You can use your choice of Wisdom or Charisma instead of Strength or Dexterity for the attack and damage rolls of your unarmed strikes and monk weapons. You must use the same modifier for both rolls.

### **VOW OF THE VERSATILE**

When you would make an unarmed strike as part of your Martial Arts bonus action attack or your Flurry of Blows, you can instead make a melee weapon attack with a monk weapon you are wielding.

## **MONASTIC ORDERS**

Orders of monastic pursuit are common in the locales scattered across the galaxy. Each order is based in a specific culture and is mutually exclusive, despite relying on the same basic techniques. Your order grants you features at 3rd, 6th, 11th, and 17th level.



## CRIMSON ORDER

Monks of the Crimson Order are unyielding in their resolve. They pledge themselves to a singular entity or belief, and uphold their service with solemnity and diligence.

### CRIMSON ARMAMENTS

#### *Crimson Order: 3rd level*

You gain proficiency in light and medium armor. If you are already proficient in light and medium armor, you instead gain proficiency in heavy armor. Additionally, you can now gain the benefits of your Martial Arts and Unarmored Movement features while wearing armor as long as you are not wielding a shield.

Additionally, you've learned to adapt to new weaponry. Over the course of an hour, which can be performed during a short rest, you can perform a kata with a weapon of your choice. You gain proficiency in that weapon if you do not already have proficiency, and it becomes a monk weapon for you. You can only adapt to one weapon at a time, and if you attempt to adapt to another weapon you immediately lose your proficiency with the chosen weapon.

### CRIMSON SQUALL

#### *Crimson Order: 6th, 11th, and 17th level*

You've learned to enhance your kata. As a bonus action while wielding a monk weapon, you can expend 1 focus point to cause the area within 5 feet of you to become difficult terrain for 1 minute. This area travels with you, and creatures within the area can not make opportunity attacks.

At 11th level, the range of this area increases to 15 feet, and at 17th level, the range of this area increases to 30 feet.

### VIGILANT SENTINEL

#### *Crimson Order: 11th level*

When you attempt to perceive your surroundings your turn, you can opt to not move on that turn. If you avoid moving, you gain a +10 bonus to your Wisdom (Perception) checks until the start of your next turn. You lose this benefit if you move or fall prone, either voluntarily or because of some external effect.

## SOVEREIGN PROTECTOR

#### *Crimson Order: 17th level*

Your mastery of focus has allowed you to unlock your fullest potential in combat. As a bonus action, you can gain the following effects for 1 minute.

- Your speed is doubled.
- Your AC increases by 2.
- You have advantage on Dexterity saving throws.
- You gain an additional action of each of your turns. This action can be used only to take the Attack (one weapon attack only), Dash, Disengage, Hide, or Use an Object action.

This effect ends early if you are incapacitated or die. Once you've used this feature, you can't use it again until you finish a long rest.



## ECHANI ORDER

Monks of the Echani Order train relentlessly both with and without their weapons, to the point where the weapon becomes an extension of the body. Founded on a mastery of sword fighting, the tradition has expanded to include many different weapons.

### ECHANI WEAPONS

---

#### *Echani Order: 3rd level*

Your special martial arts training leads you to master the use of certain weapons. You gain the following benefits. Choose two types of weapons to be your Echani weapons: one vibroweapon and one blaster. Each of these weapons can be any simple or martial

weapon that lacks the special property. You gain proficiency with these weapons if you don't already have it. Weapons of the chosen types are monk weapons for you. Many of this order's features work only with your Echani weapons. When you reach 6th, 11th, and 17th level in this class, you can choose another type of weapon to be an Echani weapon for you, following the criteria above.

#### **AGILE PARRY**

If you make an unarmed strike as part of the Attack action on your turn and are holding an Echani weapon, you can use it to defend yourself if it is a melee weapon. You gain a +2 bonus to AC until the start of your next turn, while the weapon is in your hand and you aren't incapacitated.

#### **ECHANI'S SHOT**

You can use a bonus action on your turn to make your ranged attacks with an Echani weapon more deadly. When you do so, any target you hit with a ranged attack using an Echani weapon takes an extra 1d4 damage of the weapon's type. You retain this benefit until the end of the current turn.

### ONE WITH THE BLADE

---

#### *Echani Order: 6th level*

You extend your focus into your Echani weapons, granting you the following benefits.

#### **ENHANCED ECHANI WEAPONS**

Your attacks with your Echani weapons count as enhanced for the purpose of overcoming resistance and immunity to unenhanced attacks and damage.

#### **DEFT STRIKE**

When you hit a target with an Echani weapon, you can spend 1 focus point to cause the weapon to deal extra damage to the target equal to your Martial Arts die. You can use this feature only once on each of your turns.

### SHARPEN THE BLADE

---

#### *Echani Order: 11th level*

You gain the ability to augment your weapons further with your focus. As a bonus action, you can expend up to 3 focus points to grant one Echani weapon you touch a bonus to attack and damage rolls when you attack with it. The bonus equals the number of points you spent. This bonus lasts for 1 minute or until you use this feature again. This feature has no effect on an enhanced weapon that already has a bonus to attack and damage rolls.

### UNERRING ACCURACY

---

#### *Echani Order: 17th level*

Your mastery of weapons grants you extraordinary accuracy. If you miss with an attack roll using a monk weapon on your turn, you can reroll it. You can use this feature only once on each of your turns.





## MATUKAI ORDER

Monks of the Matukai Order center their philosophy around a balance and harmony between the spiritual Force and the physical body, using exercise as a form of meditation. They channel the Force through their bodies, turning themselves into exceptional warriors.

### FORCE-ENHANCED STRIKES

**Matukai Order:** 3rd level

You learn to channel the Force into your unarmed strikes and monk weapons, further enhancing your melee strikes. When you hit a creature with an unarmed strike or melee weapon attack with a monk weapon, you can spend 1 focus point to force the creature to make a Strength saving throw. On a failed save, it takes 2d6 force damage and is pushed up to 15 feet away from you. On a successful save, the creature only takes half as much damage and isn't pushed.

### INSTINCTIVE LEAP

**Matukai Order:** 6th level

When a hostile creature moves to within 5 feet of you, you can use your reaction to disengage and leap up to half your speed. If you end this movement in the air, you immediately fall to the ground.

### ABSORB DAMAGE

**Matukai Order:** 11th level

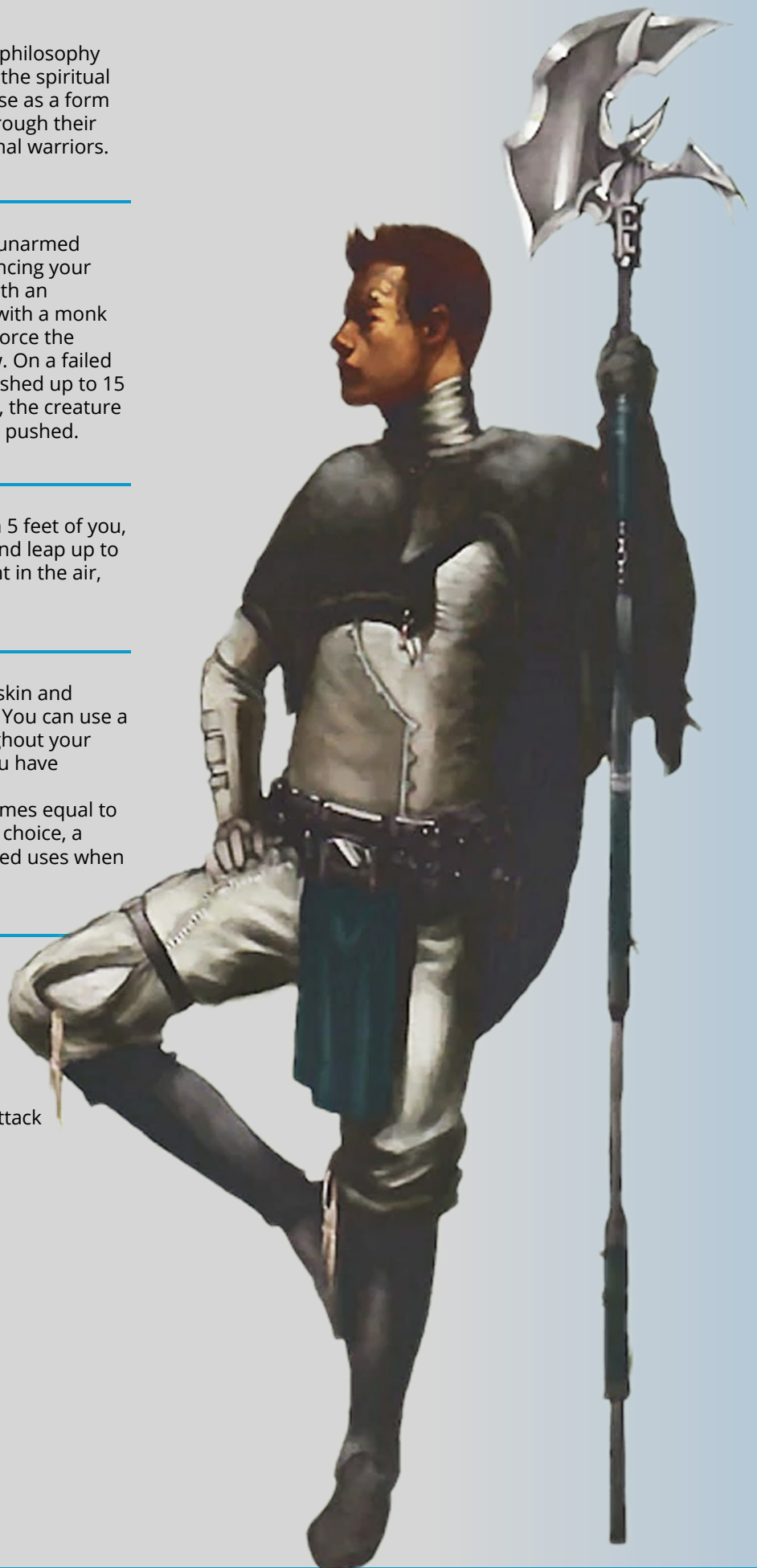
You learn to channel the Force into your skin and bones, greatly enhancing your durability. You can use a bonus action to channel the Force throughout your body. Until the start of your next turn, you have resistance to kinetic and energy damage.

You can use this feature a number of times equal to your Wisdom or Charisma modifier (your choice, a minimum of once). You regain all expended uses when you finish a long rest.

### CONTROL THE FIELD

**Matukai Order:** 17th level

Whenever you use your Instinctive Leap feature, you can leap your entire movement speed instead of only half. Additionally, when you land, you can make an unarmed strike with advantage against a creature within 5 feet of you as part of the same reaction. On a hit, this attack deals an additional 2d6 force damage.





## NIGHTSISTER ORDER

Monks of the Nightsister Order utilize an innate Force-sensitivity to commune with death. They learn to channel this power to drain the life of their foes to prolong their own existence. Males who join this order are called Nightbrothers.

### ICHOR LIGHTNING

*Nightsister Order: 3rd level*

You gain a new attack option that you can use with the Attack action. This special attack is a ranged focus attack with a range of 30 feet. You are proficient with it, and you add your focus ability modifier to its attack and damage rolls. Its damage is necrotic, and it uses your Martial Arts die for its damage die.

When you would make an unarmed strike as part of your Martial Arts bonus action attack or your Flurry of Blows, you can replace the attack with this one.

When you reduce a creature to 0 hit points with this attack, you gain temporary hit points equal to your Wisdom or Charisma modifier + your monk level (your choice, minimum of one).

### DARK MAGICK

*Nightsister Order: 6th level*

You can use your action to force each creature within 30 feet of you that can see you to make a Wisdom saving throw against your focus save DC or be charmed or frightened (your choice) of you until the end of your next turn.

### MASTERY OF DEATH

*Nightsister Order: 11th level*

When you are reduced to 0 hit points, you can expend 1 focus point (no action required) to have 1 hit point instead.

### SPIRIT BLADE ASSAULT

*Nightsister Order: 17th level*

As an action, you conjure a blade of spirit energy and strike one creature within 5 feet of you with it, expending 1 to 10 focus points. The target must make a Constitution saving throw. On a failed save, it takes 2d10 necrotic damage per focus point spent, or half as much on a successful one.




## OPERATIVE

A BOTHAN SPY TAKES A MOMENT TO ADJUST HER INFRARED GOGGLES. Nimbly sidestepping the laser grid in the room, she slips to the computer at the far end. Counting down the seconds in her head, she slices the mainframe. Twenty seconds. Ten seconds. A handful of soldiers bursts into the room, but she is already gone – with the data in hand.

With a wary eye on the door, a scruffy-looking Duros plays pazaak in a seedy cantina. When two city guards appear at the exit, he smiles and reaches under the table. Before they can move in, the smuggler flips the table and opens fire. The crowd scatters in panic, giving him just enough cover to escape.

A gorgeous young human dances before an intoxicated senator in his parlor. She winks enticingly through her golden blonde hair as she sways closer. Leaning in for a kiss, the senator is instead surprised by the barrel of a hold-out blaster pistol shoved into his mouth. He has no time to shout before the assassin pulls the trigger.

Operatives, whether good, bad, or neutral, are those who focus on a specific practice and utilize it to get the upper hand. They can come from any world or region in the galaxy, with origins from the lowliest scoundrel to the once social elite.



### EVADING DANGER

Operatives have a knack for getting out of trouble. They have an instinct for self-preservation that keeps them alive, but it's usually tempered with a need to experience the thrills that their profession has to offer, and many adventurous operatives are also saddled with a sense of honor that sometimes makes them go against their natural inclinations. No matter what their immediate concerns may be, survival is the name of the game.

### OUTSIDE THE LAW

Operatives don't often start out seeking to defy authority and break the law. Some are thrust into the profession as a means of rebellion. Others wind up on the wrong side of the law due to bad luck, poor decisions, or circumstances beyond their control. The skills they pick up along the way make them great members of any mission team.

### CREATING AN OPERATIVE

While creating your operative character, consider how you first started on your path. Maybe you were raised on the street and fell into the criminal element as a means of survival. You could be a simple trader who decided to strike against the Sith Empire when it encroached on your business. What would you say is your greatest skill set? What is your core, the truest essence about yourself that keeps you focused? Why would society treat you as a criminal, yet your allies hold you as a loyal companion?

### QUICK BUILD

You can make an operative quickly by following these suggestions. First, make Dexterity your highest ability score, followed by Intelligence or Charisma. Second, choose the gambler background.

## THE OPERATIVE

Level	Proficiency Bonus	Features	Sneak Attack	Operative Exploits
1st	+2	Expertise, Sneak Attack	1d6	—
2nd	+2	Cunning Action, Operative Exploits	1d6	2
3rd	+2	Bad Feeling, Operative Practice	2d6	2
4th	+2	Ability Score Improvement	2d6	2
5th	+3	Uncanny Dodge	3d6	2
6th	+3	Expertise	3d6	2
7th	+3	Evasion	4d6	3
8th	+3	Ability Score Improvement	4d6	3
9th	+4	Practice feature	5d6	3
10th	+4	Ability Score Improvement	5d6	3
11th	+4	Reliable Talent	6d6	3
12th	+4	Ability Score Improvement	6d6	3
13th	+5	Practice feature	7d6	4
14th	+5	Blindsense	7d6	4
15th	+5	Slippery Mind	8d6	4
16th	+5	Ability Score Improvement	8d6	4
17th	+6	Practice feature	9d6	5
18th	+6	Elusive	9d6	5
19th	+6	Ability Score Improvement	10d6	5
20th	+6	Stroke of Luck	10d6	5

## CLASS FEATURES

As an operative, you have the following class features.

### HIT POINTS

**Hit Dice:** 1d8 per operative level

**Hit Points at 1st Level:** 8 + your Constitution modifier

**Hit Points at Higher Levels:** 1d8 (or 5) + your Constitution modifier per operative level after 1st

### PROFICIENCIES

**Armor:** Light armor

**Weapons:** Simple blasters, simple vibroweapons, blaster pistol, hidden blade, techblade, vibrorapier

**Tools:** One specialist's kit of your choice

**Saving Throws:** Dexterity, Intelligence

**Skills:** Choose any four

### EQUIPMENT

You start with the following equipment, in addition to the equipment granted by your background:

- (a) a vibrorapier, (b) a hidden blade, (c) a simple blaster and a power cell, or (d) a simple vibroweapon
- (a) a simple blaster and two power cells or (b) a simple vibroweapon and a light physical shield
- (a) a burglar's pack, (b) a dungeoneer's pack, or (c) an explorer's pack
- A tool with which you are proficient
- Combat suit and a vibrodagger

### VARIANT: STARTING WEALTH

In lieu of the equipment granted by your class and background, you can elect to purchase your starting gear. If you do so, you receive no equipment from your class and background, and instead roll for your starting wealth using the criteria below:

Class	Funds
Operative	7d4 x 100 cr



## EXPERTISE

---

### *Operative: 1st and 6th level*

Choose two of your skill proficiencies, or one of skill proficiencies and one of your tool proficiencies, or two of your tool proficiencies. You gain expertise in those skills or tools.

At 6th level, you can choose two more of your proficiencies (in skills or tools) to gain this benefit.

## SNEAK ATTACK

---

### *Operative: 1st level*

You know how to strike subtly and exploit a foe's distraction. Once per turn, you can deal an extra 1d6 damage to one creature you hit with a weapon attack if you have advantage on the attack roll. This damage is the same as the weapon's damage, and the attack must use a finesse or a ranged weapon.

You don't need advantage on the attack roll if another enemy of the target is within 5 feet of it, that enemy isn't incapacitated, and you don't have disadvantage on the attack roll.

The amount of the extra damage increases as you gain levels in this class, as shown in the Sneak Attack column of the operative table.

## CUNNING ACTION

---

### *Operative: 2nd level*

Your quick thinking and agility allow you to move and act quickly. You can take a bonus action on each of your turns in combat. This action can be used only to take the Dash, Disengage, or Hide action.

## OPERATIVE EXPLOITS

---

### *Operative: 2nd, 7th, 13th, and 17th level*

You've adopted two exploits, as detailed at the end of the class description. You adopt an additional exploit at 7th, 13th, and 17th level.

## BAD FEELING

---

### *Operative: 3rd level*

You have a wary eye, bordering on paranoia. When you roll for initiative, you can move up to your speed. This movement happens before the initiative order is determined.

Once you've used this feature, you can't use it again until you finish a long rest.

## OPERATIVE PRACTICE

---

### *Operative: 3rd, 9th, 13th, and 17th level*

You choose a practice that you emulate in the exercise of your operative abilities, which is detailed at the end of the class description. Your practice choice grants you features at 3rd level and then again at 9th, 13th, and 17th level.

## ABILITY SCORE IMPROVEMENT

---

### *Operative: 4th, 8th, 10th, 12th, 16th, and 19th level*

You can increase one ability score by 2, or you can increase two ability scores by 1. You can't increase an ability score above 20 using this feature.

## UNCANNY DODGE

---

### *Operative: 5th level*

When an attacker that you can see deals damage to you with an attack, you can use your reaction to halve the attack's damage against you.

## EVASION

---

### *Operative: 7th level*

When you are subjected to an effect that allows you to make a Dexterity saving throw to take only half damage, you instead take no damage if you succeed on a saving throw, and only half damage if you fail.

## RELIABLE TALENT

---

### *Operative: 11th level*

You have refined your chosen skills until they approach perfection. Whenever you make an ability check that lets you add your proficiency bonus, you can treat a d20 roll of 9 or lower as a 10.

## BLINDSENSE

---

### *Operative: 14th level*

If you are able to hear, you are aware of the location of any hidden or invisible creature within 10 feet of you.

## SLIPPERY MIND

---

### *Operative: 15th level*

You have acquired greater mental strength. You gain proficiency in Wisdom saving throws.

## ELUSIVE

---

### *Operative: 18th level*

You are so evasive that attackers rarely gain the upper hand against you. No attack roll has advantage against you while you aren't incapacitated.

## STROKE OF LUCK

---

### *Operative: 20th level*

You have an uncanny knack for succeeding when you need to. Your Dexterity and Intelligence scores increase by 2. Your maximum for those scores increases by 2. Additionally, if your attack misses a target within range, you can turn the miss into a hit. Alternatively, if you fail an ability check, you can treat the d20 roll as a 20.

Once you've used this feature, you can't use it again until you finish a short or long rest.

## OPERATIVE EXPLOITS

---

The exploits are presented in alphabetical order. If an exploit has prerequisites, you must meet them to learn it. You can learn an exploit at the same time you meet its prerequisites.

### COMMANDER'S EXPLOIT

You gain proficiency in medium armor.

### EXPLORER'S EXPLOIT

You can hold your breath twice as long as you are normally able to, and take half as much damage from fall damage.

### FATE'S EXPLOIT

*Prerequisite:* 7th level

When you finish a short or long rest, roll a d20 and record the number rolled. Once before your next short or long rest, you can replace any attack roll, saving throw, or ability check made by you or a creature within 5 feet of you with this roll. You must choose to do so before the roll.

### FIGHTER'S EXPLOIT

You adopt a particular style of fighting as your specialty. Choose one of the fighting Style options, detailed in Chapter 6.

### FREEDOM'S EXPLOIT

You ignore unenhanced difficult terrain, and when you would use your action to break free of an effect that is grappling or restraining you, you can instead use your bonus action.

### GUERRILLA'S EXPLOIT

You only need 3 hours of sleep during a long rest to gain its benefits, instead of 6. Additionally, if your long rest would be interrupted, you only need to complete the long rest instead of restarting it to gain its benefits. Lastly, you have advantage on saving throws against exhaustion.

### LEARNER'S EXPLOIT

You gain proficiency in a skill and a tool, or two tools.

You can select this exploit multiple times, each time choosing a new skill and a tool, or two new tools.

### MENTOR'S EXPLOIT

*Prerequisite:* 13th level

Once per turn, whenever both you and a friendly creature within 60 feet that can see and hear you both have to make a saving throw to resist the same effect, you can choose to have disadvantage on the save. If you do so, the friendly creature gains advantage on the save. You can use this feature before or after you both make the saving throw, but you must do so before the GM says whether the save succeeds or fails.

### SKILL'S EXPLOIT

You learn an exploit that enhances your ability to apply your knowledge to combat situations. You can take this exploit multiple times.

When you take the Attack action, you can use one of your skill exploits granted by this feature. You can use these features a combined number of times equal to your Intelligence modifier (a minimum of once). You regain any expended uses when you finish a long rest.

Choose from the following. You must be proficient in the skill in order to take that skill's exploit.

**Aim (Stealth).** You attempt to line up a strike against a creature you can see that you are hidden from. Make a Dexterity (Stealth) check contested by the target's Wisdom (Perception) check. If your check succeeds, you gain a +10 bonus to the first attack roll you make against the target before the end of your next turn. If your check fails, you are no longer hidden from the target.

**Angle (Perception).** You attempt to predict the behavior of a humanoid you can see within 30 feet. Make a Wisdom (Perception) check contested by the target's Dexterity (Sleight of Hand) check. If your check succeeds, the first attack roll the target makes before the start of your next turn has disadvantage, and the first saving throw the creature makes before the start of your next turn has disadvantage. If your check fails, you can't use this feature on this target again for 1 hour.

**Battle Cry (Intimidation).** You attempt to demoralize one humanoid you can see within 30 feet of you that can see and hear you. Make a Charisma (Intimidation) check contested by the target's Wisdom (Insight) check. If your check succeeds, the target is frightened until the end of your next turn. If the target was already frightened of you, it must immediately drop whatever it is holding. On its next turn, if it is still frightened of you, it must take the Dash action and move away from you by the safest available route on its turn, unless there is nowhere to move. If your check fails, you can't use this feature on this target again for 1 hour.

**Charm (Persuasion).** You attempt to convince one humanoid you can see within 30 feet that can hear and understand you. Make a Charisma (Persuasion) check contested by the target's Wisdom (Insight) check. If you have dealt damage to the creature in the last hour, it has advantage on the check. If your check succeeds, the target is charmed by you until the start of your next turn, and it has disadvantage on the first attack roll it makes against a creature before the end of its next turn. If your check fails, you can't use this feature on this target again for 1 hour.

**Confuse Beast (Animal Handling).** You attempt to confuse one beast on the battlefield. Make a Wisdom (Animal Handling) check contested by the target's Wisdom (Insight) check. If your check succeeds, the beast cannot take actions or reactions until the end of your next turn. If your check fails, you can't use this feature on this target again for 1 hour.

**Distract (Performance).** You attempt to distract one beast or humanoid you can see within 30 feet of you that can see and hear you. Make a Charisma (Performance) check contested by the target's Wisdom (Insight) check. If your check succeeds, the next attack roll made against the target before the start of its next turn has advantage. If your check fails, you can't use this feature on this target again for 1 hour.

**Emulate Predator (Nature).** You attempt to emulate the sounds of a natural predator of a beast or plant you can see within 30 feet. Make an Intelligence (Nature) check contested by the target's Wisdom (Insight) check. If your check succeeds, the target must take the Dash action and move away from you by the safest available route on its turn, unless there is nowhere to move. If your check fails, you can't use this feature on this target again for 1 hour.

**Feint (Deception).** You attempt to divert the attention of a target you can see within 30 feet. Make a Charisma (Deception) check contested by the target's Wisdom (Insight) check. If your check succeeds, the first attack roll made against the target before the start of

your next turn by someone other than you has advantage, and the target has disadvantage on the first saving throw they make against an effect caused by a creature other than you before the start of your next turn. If your check fails, the target can't be deceived by you in this way for 1 hour.

**Hackivate (Technology).** You attempt to determine the weaknesses in a droid you can see within 30 feet. Make an Intelligence (Technology) check contested by the target's Intelligence (Technology) check. If your check succeeds, you have advantage on the next attack roll you make against the target before the end of your turn, and if you hit, you deal additional damage equal to your Intelligence modifier. If your check fails, you can't use this feature on this target again for 1 hour.

**Instruct (Investigation).** You attempt to find a weakness in your target. Make an Intelligence (Investigation) check contested by the target's Charisma (Deception) check. If your check succeeds, if a friendly creature makes an attack roll against the target and they can see and hear you, you can use your reaction to grant them advantage on the roll. If you do so, and they hit, they deal additional damage equal to your bonus to Investigation checks. This damage is the same type as the attack's damage. If your check fails, you can't use this feature on this target again for 1 hour.

**Intuit (Insight).** You attempt to determine the motivations of one humanoid you can see within 30 feet. Make a Wisdom (Insight) check contested by the target's Charisma (Deception) check. If your check succeeds, the target can't have advantage on ability checks, attack rolls, or saving throws against you until the end of your next turn. If your check fails, the target instead can't have disadvantage on ability checks, attack rolls, or saving throws against you until the end of your next turn.

**Tumble (Acrobatics).** You attempt to make a quick tumble, immediately moving 10 feet. If you begin or end this movement within a creature's reach, make a Dexterity (Acrobatics) check contested by its Strength (Athletics) or Dexterity (Acrobatics) check (the target chooses the ability to use). If your check succeeds, this movement does not provoke opportunity attacks from it, and you have advantage on the first attack roll you make against it before the end of your turn. If your check fails, you immediately fall prone.

**Pocket Sand (Sleight of Hand).** You attempt to blind one beast or humanoid you can see within 15 feet of you. Make a Dexterity (Sleight of Hand) check contested by the target's Wisdom (Perception) check. If your check succeeds, the target is blinded until the end of your turn. If your check fails, you can't use this feature on this target again for 1 hour.

**Precision Strike (Medicine).** You attempt to strike a pressure point in one humanoid within your reach. Make a Wisdom (Medicine) check contested by the target's Strength (Athletics) or Dexterity (Acrobatics) check (the target chooses the ability to use). If your check succeeds, they are incapacitated until the end of their next turn. If your check fails, you can't use this feature on this target again for 1 hour.

**Snare (Survival).** You attempt to cause a creature within 30 feet of you to stumble. Make a Wisdom (Survival) check contested by the target's Wisdom (Perception) check. If your check succeeds, and the target moves towards you before the start of your next turn, it gains 1 slowed level, and you can use your reaction to cause it to fall prone. If your check fails, you can't use this feature on this target again for 1 hour.

**Spin (Piloting).** You attempt to confound a piloted construct you can see within 30 feet. Make an Intelligence (Piloting) check contested by the target's Intelligence (Piloting) check. If your check succeeds, the target has disadvantage on attack rolls against you, and you have advantage on Dexterity saving throws against the target, until the start of your next turn. If your check fails, the target instead has advantage on attack rolls against you, and you have disadvantage on Dexterity saving throws against the target, until the start of your next turn.

**Study (Lore).** You attempt to anticipate your target's action. Make an Intelligence (Lore) check contested by the target's Charisma (Deception) check. If your check succeeds, you have advantage on the first ability check, attack roll or saving throw you make against that creature before the end of your next turn. Alternatively, before the end of your next turn, you can use your reaction to grant disadvantage on the first ability check, attack roll, or saving throw the target makes against you. If your check fails, you instead have disadvantage on the first ability check, attack roll or saving throw you make against that creature before the end of your next turn.

**Wrestle (Athletics).** You attempt to grab and pin a creature within 5 feet of you with at least one free hand. The target must be no more than one size larger than you. Make a Strength (Athletics) check contested by the target's Strength (Athletics) or Dexterity (Acrobatics) check (the target chooses the ability to use). If your check succeeds, the target is both grappled and restrained by you. If the target stops being grappled, it also stops being restrained. If your check fails, you can't use this feature on this target again for 1 hour.

### TECHNOLOGIST'S EXPLOIT

You learn and can cast one 1st-level tech power once per long rest. Your techcasting ability is Intelligence. You require use of a wristpad for this power.

You can select this exploit multiple times. Each time you do so, you must choose a different power.

### WEAPONMASTER'S EXPLOIT

You gain proficiency in three blasters or vibroweapons that lack the heavy and strength properties.

You can select this exploit multiple times. Each time you do so, you must choose different weapons.

## OPERATIVE PRACTICES

Operatives share, including their emphasis on perfecting their skills, their precise and deadly approach to combat, and their increasingly quick reflexes, though their practices differ. Your practice grants you features at 3rd, 9th, 13th, and 17th level.



## ACQUISITIONS PRACTICE

Many operatives are hired for the procurement of valuable artifacts, but only the true masters of the art can slip through the tightest security and make off with untold riches, whether they do it for a profit, or for sport. Those operatives who choose the Acquisitions Practice apply a mixture of stealth and impressive acrobatics to surpass any kind of defenses they are met with.

### FAST AND AGILE

#### *Acquisitions Practice: 3rd level*

You can use the bonus action granted by your Cunning Action to make a Dexterity (Sleight of Hand) check, use your demolitions kit or security kit to disarm a trap or open a lock, or take the Use an Object action.

Additionally, climbing no longer costs you extra movement, and you gain the ability to move in flying leaps with incredible speed, precision, and power. When you move, instead of using your walking speed, you may take two short movements by flying. Each movement is at half your speed, and you must end each one on a solid object, a surface, or on the ground. If you do not, you fall and your movement ends. If you Dash, your bonus movement is applied to your normal speed, not this movement.

### DEFT HANDS

#### *Acquisitions Practice: 3rd level*

You learn a number of techniques to distract and confuse your opponents. When you deal Sneak Attack damage, you may choose to forgo two of your Sneak Attack dice to perform a deft hand maneuver.



Some of your deft hand maneuvers require your target to make a saving throw to resist the deft hand maneuver's effects. The saving throw DC is as follows:

**Deft Hands save DC** = 8 + your proficiency bonus + your Dexterity modifier

### HINDER

You attempt to distract your target in order to hinder their movement. The target must make a Constitution saving throw. On a failed save, it gains 1 slowed level until the end of its next turn and it makes the first Dexterity saving throw before the end of its next turn with disadvantage.

### PILFER

You attempt to pick your target's pockets. The target must make a Wisdom saving throw. On a failed save, you have advantage on the first Dexterity (Sleight of Hand) check you make against the target before the end of your next turn.

### TUMBLE

You attempt to nimbly roll away. You immediately move 10 feet in a direction of your choice, and the target must make a Dexterity saving throw. On a failed save, this movement does not provoke opportunity attacks from the creature.

### SUPREME SNEAK

#### *Acquisitions Practice: 9th level*

You have advantage on a Dexterity (Stealth) check if you move no more than half your speed on the same turn. Additionally, as long as you aren't incapacitated, you no longer take damage from falling less than 100 feet, and have resistance to falling damage.

### AERIAL AGILITY

#### *Acquisitions Practice: 13th level*

Your agility in the air grants you the following benefits:

- When you move, you can instead take 3 short movements by flying.
- Whenever you end your flying movement and you are within 5 feet of a climbable surface, you can grab onto that surface as though you were climbing upon it.

### THIEF'S REFLEXES

#### *Acquisitions Practice: 17th level*

You can take two turns during the first round of any combat. You take your first turn at your normal initiative and your second turn at your initiative minus 10. You can't use this feature when you are surprised.

Additionally, you learn to utilize the momentum of your fall to make deadly vertical strikes. Whenever you fall at least 50 feet and land within 5 feet of an enemy creature you can use your reaction to make one weapon attack against that creature. If the attack is a Sneak Attack, you can deal three additional weapon dice worth of damage and the creature must make a Dexterity saving throw or be knocked prone.

## BEGUILER PRACTICE

Those operatives who choose the Beguiler Practice augment their natural wiles and charm with subtle utilization of the Force. They tap into these powers to cloud the minds of their foes, distracting and diverting before abruptly dispatching them.

### FORCECASTING

#### *Beguiler Practice: 3rd level*

You have derived powers from your emotional connection to the Force. See chapter 10 for the general rules of forecasting and chapter 11 for the force powers list.

#### FORCE POWERS KNOWN

You learn 4 force powers of your choice, and you learn more at higher levels, as shown in the Force Powers Known column of the Beguiler Practice Forecasting table. You may not learn a force power of a level higher than your Max Power Level, and you may learn a force power at the same time you learn its prerequisite.

#### FORCE POINTS

You have a number of force points equal to your operative level, as shown in the Force Points column of the Beguiler Practice Forecasting table, + your Wisdom or Charisma modifier (your choice). You use these force points to cast force powers. You regain all expended force points when you finish a long rest.

#### MAX POWER LEVEL

Many force powers can be overpowered, consuming more force points to create a greater effect. You can overpower these abilities to a maximum level, which increases at higher levels, as shown in the Max Power Level column of the Beguiler Practice Forecasting table.

You may only cast force powers at 4th-level once. You regain the ability to do so after a long rest.

### FORCECASTING ABILITY

Your forecasting ability varies based on the alignment of the powers you cast. You use your Wisdom for light side powers, Charisma for dark side powers, and Wisdom or Charisma for universal powers (your choice). You use this ability score modifier whenever a power refers to your forecasting ability. Additionally, you use this ability score modifier when setting the saving throw DC for a force power you cast and when making an attack roll with one.

**Force save DC** = 8 + your proficiency bonus + your forecasting ability modifier

**Force attack modifier** = your proficiency bonus + your forecasting ability modifier



## FASCINATING DISPLAY

### *Beguiler Practice: 3rd level*

You can spend 1 minute attempting to distract and enthrall those around you. Choose a number of humanoids within 60 feet of you who watched your display for the duration, up to a number equal to your Charisma modifier (minimum of one). Each target must succeed on a Wisdom saving throw ( $DC = 8 + \text{your proficiency bonus} + \text{your Charisma modifier}$ ) or be charmed by you. While charmed in this way, the target idolizes you, speaking glowingly of you to anyone who talks to it. Additionally, it hinders anyone who opposes you, although it avoids violence unless it was already inclined to fight on your behalf. This effect ends on a target after 1 hour, if it takes any damage, if you attack it, or if it witnesses you attacking or damaging any of its allies. If a target succeeds on this saving throw, the target has no hint you tried to charm it.

Once you've used this feature, you must complete a long rest before you can use it again.

## MESMERIZING PRESENCE

### *Beguiler Practice: 9th level*

You have advantage on attack rolls against creatures charmed by you.

## ENTHRALLING VIGOR

### *Beguiler Practice: 13th level*

Whenever a creature fails a Wisdom or Charisma saving throw against a force power or class feature you use, you can gain temporary hit points equal to half your operative level (rounded down) + your Charisma modifier (minimum of one).

You can use this feature a number of times equal to your Charisma modifier (a minimum of once). You regain all expended uses when you finish a short or long rest.

## DISTRACTING COUNTEenance


### *Beguiler Practice: 17th level*

As a bonus action, you can mask yourself with the Force for 1 minute or until you are incapacitated. For the duration, whenever any creature tries to attack you for the first time on a turn, the attacker must make a Charisma saving throw ( $DC = 8 + \text{your proficiency bonus} + \text{your Charisma modifier}$ ). On a failed save, it can't attack you on this turn, and it must choose a new target for its attack or the attack is wasted. On a successful save, it can attack you on this turn, but it has disadvantage on any saving throw it makes against your powers on your next turn.

## BEGUILER PRACTICE FORCECASTING

Level	Force Powers Known	Force Points	Max Power Level
3rd	4	3	1st
4th	6	4	1st
5th	7	5	1st
6th	8	6	1st
7th	10	7	2nd
8th	11	8	2nd
9th	12	9	2nd
10th	13	10	2nd
11th	14	11	2nd
12th	15	12	2nd
13th	17	13	3rd
14th	18	14	3rd
15th	19	15	3rd
16th	20	16	3rd
17th	22	17	4th
18th	23	18	4th
19th	24	19	4th
20th	25	20	4th

Once you've used this feature, you must complete a short or long rest before you can use it again.





## GUNSLINGER PRACTICE

Those operatives who choose the Gunslinger Practice are the masters of the trick shot. The Gunslinger and his blaster are the perfect team, utilizing knowledge of their enemies' vulnerabilities to take advantage of every opportunity.

### DIVE FOR COVER

*Gunslinger Practice: 3rd level*

You learn to quickly move into cover when under fire. Once per round, when you are the target of a ranged attack, or you are subjected to an effect that allows you to make a Dexterity saving throw, and there is cover within 10 feet of you, you can move up to 10 feet (no action required). You must end this movement in cover.

You can use this feature a number of times equal to your Dexterity modifier (a minimum of once). You regain all expended uses when you complete a long rest.

### TRICK SHOOTER

*Gunslinger Practice: 3rd level*

You learn a number of trick shots you can use to debilitate enemies and impress allies. When you deal Sneak Attack damage to a creature, you may choose to forgo two of your Sneak Attack dice to make the attack a trick shot.

Some of your trick shots require your target to make a saving throw to resist the trick shot's effects. The saving throw DC is calculated as follows:

Trick Shot save DC = 8 + your proficiency bonus + your Dexterity modifier

### BLINDING SHOT

You attempt to blind the target. The target must make a Constitution saving throw or be blinded until the end of your next turn.

### BRUTAL SHOT

You attempt to knock the target prone. The target must make a Strength saving throw or be knocked prone.

### HAMPERING SHOT

You attempt to hobble the enemy's movement. The target must make a Dexterity saving throw. If it fails, it gains 1 slowed level and it has disadvantage on Dexterity saving throws until the end of its next turn.

### SPINNING FLOURISH

*Gunslinger Practice: 9th level*

You can flourish your weapon in an intimidating or charming manner. As an action, you can cause one creature within 60 feet to make a Wisdom saving throw (DC = 8 + your proficiency bonus + your Dexterity modifier). On a failed save, the target is charmed or frightened by you (your choice) until the end of your next turn.

### RICOCHET SHOT

*Gunslinger Practice: 13th level*

You learn how to work all the angles. Once per turn, when you take the Attack action and miss with a ranged weapon attack, you can repeat the attack against a different target within 10 feet of the original target (no action required).

### QUICKDRAW

*Gunslinger Practice: 17th level*

You learn to perform miracles with just a blaster and some nerve. On your first turn in combat, if you aren't surprised, you can use your action to attack creatures that have not yet acted. Choose up to six such creatures that you can see, making a ranged weapon attack against each. On a hit, you deal normal weapon damage and can apply a single trick shot to each attack made this way.

Once you've used this feature, you must complete a short or long rest before you can use it again.



## SHARPSHOOTER PRACTICE

Those operatives who choose the Sharpshooter Practice are bringers of death. Striking from a safe distance, the Sharpshooter uses precision shooting to control the battlefield and bring targets down quickly.

### ASSUME THE POSITION

#### *Sharpshooter Practice: 3rd level*

You don't need advantage on your attack roll to use your Sneak Attack if your target is greater than 30 feet from you and no enemies are within 5 feet of you. Additionally, standing up from prone now only costs 5 feet of movement.

Additionally, you gain proficiency with two martial blasters of your choice.

### PLACED SHOTS

#### *Sharpshooter Practice: 3rd level*

You perfect the art of placing distant shots for maximum effectiveness in debilitating and controlling your enemies. When you deal Sneak Attack damage to a creature, you may choose to forgo two of your Sneak Attack dice to make the attack a placed shot.



Some of your placed shots require your target to make a saving throw to resist the placed shot's effects. The saving throw DC is calculated as follows:

**Placed Shot save DC** = 8 + your proficiency bonus + your Dexterity modifier

### DISARMING SHOT

You attempt to disarm a creature with your attack. The target must succeed on a Strength saving throw or be forced to drop one item of your choice that it's holding. The object lands at its feet.

### PENETRATING SHOT

You attempt to damage another target with the same attack. Choose a second target within 15 feet of and directly behind your initial target. If the original attack roll would hit the second target, it takes two dice worth of Sneak Attack damage.

The damage is of the same type dealt by the original attack.

### SUPPRESSIVE SHOT

You attempt to pin the target to its location. The target must succeed on a Wisdom saving throw or be frightened of you until the end of its next turn.

### HEAD SHOT

#### *Sharpshooter Practice: 9th level*

You are at your deadliest when your enemies are unaware of the danger they are in. You have advantage on attack rolls against any creature that hasn't taken a turn in combat yet.

Additionally, any hit you score against a creature that is surprised is a critical hit.

### DISTRACTING SHOT

#### *Sharpshooter Practice: 13th level*

You are able to defend your compatriots from afar. When a friendly creature you can see within your weapon's normal range is the target of a ranged attack, or forced to make a saving throw, and the source of the effect is within your weapon's normal range, you can use your reaction to make a ranged weapon attack against the source. On a hit, instead of dealing damage, the target of your attack has disadvantage on the attack roll against your ally, or your ally has advantage on the saving throw to resist the effect.

### DOUBLE TAP

#### *Sharpshooter Practice: 17th level*

You've learned to capitalize when you have the advantage. When you take the Attack action and make an attack with advantage, you can choose to forgo the advantage. If you do, you can make an additional attack against the target or another creature within 5 feet of it (no action required). Both attacks can benefit from your Sneak Attack damage, instead of only one.



## SCHOLAR

AN OVERWHELMING HORDE OF TUSKEN RAIDERS BEARS DOWN ON A chiss and her fellow adventurers. She gives the order and her allies unleash a single coordinated attack cutting deep into their lines. Under her command the enemy is quickly routed against all odds, all according to plan.

Deep within the once thought abandoned ruins, a nautolan tends to his companions wounds as they rest. Countless long nights of study and training have conditioned him to keep going even when all others have exhausted themselves. He will see them through this.

A twi'lek in fine vestments addresses a gathering crowd. What was the making of an angry mob begins to disperse, his mere presence putting them at ease, giving his companions time to make their escape.

Scholars are master of the mundane arts, using methodical practices to turn the tables to their advantage. From years of study and testing, scholars take in the situation around them and quickly formulate the means to achieve whatever they have minds set to. Whatever pursuit they follow, a scholar will have a plan for anything that comes their way.

### THE PURSUIT OF KNOWLEDGE

A true scholar is never satisfied. They are always seeking out a new answer to a new question. This often goes hand-in-hand with seeking a life of adventure, to explore new, hidden areas, or accompany those that do. The life of a scholar often times begins in the mundane, as a teacher or sage. Sometimes they serve as doctors, diplomats, or as officers in the military.

### TO LEARN, TO KNOW

For scholars, mundane life is often too slow. When life becomes stagnant or when an answer cannot be found, the call to adventure rings louder. Scholars will often go to ancient, forgotten, and often dangerous places to find something to quench their thirst for knowledge.



### CREATING A SCHOLAR

As you create a scholar, it's important to think of where you gained your knowledge. Did you serve as an apprentice under a master? Did you attend college or other formal education? Perhaps you gained it on your own, searching out and pouring over dusty tomes found in forgotten places. Where did your thirst for knowledge come from? Insatiable curiosity? Always wanting to know the right answer? Or do you have something to prove? Think about what field you wish to pursue and think of what is driving you in that direction.

#### QUICK BUILD

You can make a scholar quickly by following these suggestions. First, make Intelligence your highest ability score. Your next-highest score should be Dexterity. Second, choose the noble background.



## THE SCHOLAR

Level	Proficiency Bonus	Features	Academic Superiority	Superiority Dice	Maneuvers Known	Discoveries
1st	+2	Academic Superiority, Critical Analysis	d4	2	2	—
2nd	+2	Discovery, Sage Advice (long rest)	d4	2	2	2
3rd	+2	Expertise, Academic Pursuit	d4	4	4	4
4th	+2	Ability Score Improvement	d4	4	4	4
5th	+3	Multitasker	d6	4	4	5
6th	+3	Pursuit feature	d6	4	4	5
7th	+3	—	d6	6	6	5
8th	+3	Ability Score Improvement	d6	6	6	5
9th	+4	Pursuit feature	d8	6	6	6
10th	+4	Expertise	d8	6	6	6
11th	+4	—	d8	8	8	7
12th	+4	Ability Score Improvement	d8	8	8	7
13th	+5	Sage Advice (short rest)	d10	8	8	8
14th	+5	Calm and Collected	d10	8	8	8
15th	+5	—	d10	10	10	8
16th	+5	Ability Score Improvement	d10	10	10	8
17th	+6	Pursuit feature	d12	10	10	9
18th	+6	Adaptable Intellectual	d12	10	10	9
19th	+6	Ability Score Improvement	d12	10	10	9
20th	+6	Knowledge Unbound	d12	10	10	9

## CLASS FEATURES

As a scholar, you gain the following class features.

### HIT POINTS

**Hit Dice:** 1d8 per scholar level

**Hit Points at 1st Level:** 8 + your Constitution modifier

**Hit Points at Higher Levels:** 1d8 (or 5) + your Constitution modifier per scholar level after 1st

### PROFICIENCIES

**Armor:** Light armor

**Weapons:** Simple blasters, simple vibroweapons, techblades

**Tools:** Any one

**Saving Throws:** Intelligence, Wisdom

**Skills:** Choose three from Deception, Insight, Intimidation, Investigation, Lore, Medicine, Nature, Persuasion, and Survival

### EQUIPMENT

You start with the following equipment, in addition to the equipment granted by your background:

- (a) a simple vibroweapon or (b) a simple blaster and two power cells
- (a) scholar's pack or (b) explorer's pack
- a combat suit
- any tool of your choice

### VARIANT: STARTING WEALTH

In lieu of the equipment granted by your class and background, you can elect to purchase your starting gear. If you do so, you receive no equipment from your class and background, and instead roll for your starting wealth using the criteria below:

Class	Funds
Scholar	6d4 x 100 cr

## ACADEMIC SUPERIORITY

---

### *Scholar: 1st level*

You learn maneuvers that are fueled by special dice called superiority dice.

### MANEUVERS

You know two maneuvers of your choice, which are detailed under "Maneuvers" below, and you earn more at higher levels, as shown in the Maneuvers Known column of the scholar table. Many maneuvers enhance an attack in some way. You can use only one maneuver per attack, and you may only use each maneuver once per turn.

Each time you learn new maneuvers, you can also replace one maneuver you know with a different one.

### SUPERIORITY DICE

You have two superiority dice, which are d4s, and you earn more at higher levels, as shown in the Superiority Dice column of the scholar table. This die changes as you gain scholar levels, as shown in the Academic Superiority column of the scholar table. A superiority die is expended when you use it.

You regain all of your expended superiority dice when you finish a short or long rest.

### SAVING THROWS

Some of your maneuvers require your target to make a saving throw to resist the maneuver's effects. The saving throw DC is calculated as follows:

$$\text{Maneuver save DC} = 8 + \text{your proficiency bonus} + \text{your Intelligence modifier}$$

## MANEUVERS

---

The maneuvers are presented in alphabetical order.

### ADMINISTER AID

As an action, you can expend a superiority die to tend to a creature you can touch. The creature regains a number of hit points equal to the number rolled + your Intelligence modifier.

### ASSESS THE SITUATION

You can expend one superiority die to make a Wisdom (Perception) or Intelligence (Investigation) check as a bonus action, adding the superiority die to the check.

### CRIPPLING STRIKE

When you hit a creature with a weapon attack, you can expend one superiority die to cripple the creature. You add the superiority die to the attack's damage roll and the creature's gains 1 slowed level until the end of their next turn.

### DELIBERATE MOVEMENT

You can expend one superiority die to take the Disengage action as a bonus action and ignore the effects of standard difficult terrain until the end of your turn.

### EXPLOIT WEAKNESS

When you hit a creature with a weapon attack, you can expend a superiority die and deal additional damage equal to the number rolled. This damage cannot be reduced in any way.

### GOADING ATTACK

When you hit a creature with a weapon attack, you can expend one superiority die to attempt to goad the target into attacking you. You add the superiority die to the attack's damage roll, and the target must make a Wisdom saving throw. On a failed save, the target has disadvantage on all attack rolls against targets other than you until the end of your next turn.

### HEADS UP

When a friendly creature who can see or hear you makes a saving throw, you can use your reaction and expend a superiority die, adding the number rolled to the result of the saving throw. You can use this maneuver before or after making the saving throw, but before any effects of the saving throw are determined.

### MEASURED ACTION

As a reaction when you make a roll for a contested skill check, you can expend a superiority die to add to the roll. You can use this maneuver before or after making the contested skill check roll, but before any effects of the contested skill check are determined.

### ONE STEP AHEAD

When you roll initiative and you are not surprised, you can expend a superiority die and add the number rolled to your initiative.

### TARGETED STRIKE

When an ally makes an attack against a creature, you can use your reaction to expend a superiority die. You add the superiority die to the attack roll, and the damage roll if it hits. You can use this maneuver before or after the attack roll, but before the GM determines whether or not the attack hits.

## CRITICAL ANALYSIS

---

### *Scholar: 1st level*

You are able to analyze a target, develop a plan on how to best overcome any potential obstacle, and execute that plan with ruthless efficiency. As a bonus action on your turn, you can analyze a target you can see within 60 feet of you. For the next minute, or until you analyze another target, you gain the following benefits:

- When you analyze a hostile creature, your attack and damage rolls made with weapons with the finesse property or blaster weapons against that target may use your Intelligence modifier instead of Strength or Dexterity.
- When you analyze a friendly creature, the target can end your Critical Analysis on them (no action required) to add your Intelligence modifier to one attack roll, ability check, or saving throw. Once a friendly creature has benefited from this ability, they can not do so again until they complete a short or long rest.

## DISCOVERY

---

### *Scholar: 2nd level*

As you adventure, your studies have helped you discover new practices you can apply to your skills. You master two discoveries of your choice. Your discovery options are detailed at the end of the class description. When you gain certain scholar levels, you gain additional discoveries of your choice, as shown in the Discoveries column of the scholar table.

Additionally, when you gain a level in this class, you can choose one of the discoveries you know and replace it with another discovery that you could learn at that level.

## SAGE ADVICE

---

### *Scholar: 2nd level*

You can spend 1 minute spreading your knowledge and experience, advising those around you. When you do so, choose a skill or tool you are proficient with and a number of friendly creatures up to your Intelligence modifier within 30 feet of you who can hear you and who can understand you. Once within the next hour, the next time each creature would make an ability check with the chosen skill or tool, they may add their proficiency bonus to the roll if they are not already proficient. A creature may only benefit from this feature once. If a creature is targeted by this feature again before using it, they can choose to retain the first benefit or replace it with the new skill or tool instead.

Once you've used this feature, you can't use it again until you finish a long rest. Starting at 13th level, you regain the ability to use it after you complete a short or long rest.

## EXPERTISE

---

### *Scholar: 3rd and 10th level*

Choose two of your skill proficiencies, or one of skill proficiencies and one of your tool proficiencies, or two of your tool proficiencies. You gain expertise in those skills or tools.

At 10th level, you can choose another two proficiencies (in skills or tools) to gain this benefit.

## ACADEMIC PURSUIT

---

### *Scholar: 3rd, 6th, 9th, and 17th level*

Also at 3rd level, you dedicate your studies towards a pursuit, which is detailed at the end of the class description.

## ABILITY SCORE IMPROVEMENT

---

### *Scholar: 4th, 8th, 12th, 16th, and 19th level*

You can increase one ability score by 2, or you can increase two ability scores by 1. You can't increase an ability score above 20 using this feature.

## MULTITASKER

---

### *Scholar: 5th level*

You can take a second reaction each round. You can only take one reaction per turn.

Additionally, when a friendly creature you can see that can hear you is forced to make a saving throw, you can use your reaction to target them with your Critical Analysis feature.

## CALM AND COLLECTED

---

### *Scholar: 14th level*

When you make a saving throw caused by an effect you can see, you may gain a bonus to the saving throw equal to your Intelligence modifier.

You can use this feature a number of times equal to your proficiency bonus, as shown in the scholar table. You regain all expended uses when you complete a long rest.

## ADAPTABLE INTELLECTUAL

---

### *Scholar: 18th level*

You are able to effectively prepare for any mission on hand. At the end of a long rest, you may choose one of the discoveries you know and replace it with another discovery that you could learn at that level.

## KNOWLEDGE UNBOUND

---

### *Scholar: 20th level*

You are the pinnacle of your pursuit. Your Intelligence score increases by 4. Your maximum for that score increases by 4. Additionally, you can use any maneuver you know without expending a superiority die, rolling a d4 instead.

## DISCOVERIES

---

The discoveries are presented in alphabetical order. If a discovery has prerequisites, you must meet them to learn it. You can learn the discovery at the same time you meet its prerequisites.

## ACADEMIC MEMORY

You can recall anything you have read in the past month that you understand. This includes but is not limited to books, maps, signs, and lists.

## ADAPTIVE

### *Prerequisite: 15th level*

When the target of your Critical Analysis feature is reduced to 0 hit points, you can use your reaction to change the target of your analysis to another creature within range.

## AMBASSADOR

You learn three additional languages of your choice.

You may choose this discovery multiple times.

## CLEVER APPLICATIONS

You gain proficiency with improvised weapons, and they gain the finesse property for you. Additionally, when you make an attack with an improvised weapon, it deals 1d6 damage.

You can use your Sage Advice feature to give friendly creatures improvised weapon proficiency if they don't already have it, following the same rules of that feature as if it were a skill or tool. The friendly creatures retain this proficiency for the entire duration instead.



### MENTAL PROWESS

When you make a Strength (Athletics) or Dexterity (Acrobatics) check to grapple a creature or break out of a grapple, net, and other restraining equipment, you can use your Intelligence modifier instead of Strength or Dexterity.

### HARDENED MIND

*Prerequisite: 9th level*

You have advantage on saving throws against illusions and on Intelligence checks to discern them from reality.

You also gain resistance to psychic damage.

### LIFELONG LEARNING

You gain proficiency in a skill and a tool, or two tools.

You can select this discovery multiple times, each time choosing a new skill and a tool, or two new tools.

### LINGERING ADVICE

*Prerequisite: 5th level*

When you use your Sage Advice feature, the targeted creatures retain the benefit from your instruction for the full duration.

### MASTER'S ADVICE

When you use your Sage Advice feature, the first time each targeted creature makes the chosen skill check, they gain an additional bonus to the roll equal to your Intelligence modifier.

### PERFECT MANEUVER

*Prerequisite: 15th level*

When you roll a 1 on a superiority die, you can reroll the die and must use the new roll.

### QUICK ANALYSIS

*Prerequisite: 9th level*

When you roll initiative and aren't surprised, you can use your reaction to use your Critical Analysis feature.

### RANCOR'S DISCIPLINE

You can substitute Wisdom or Charisma (chosen when you study this discipline) for Intelligence for your scholar class features, except for other discoveries.

### RELIABLE SOURCES

*Prerequisite: 9th level*

When you make an Intelligence (Lore) or Intelligence (Nature) skill check that lets you add your proficiency bonus, you can treat a d20 roll of 9 or lower as a 10.

### RESOLUTE

When you make a saving throw to resist charm and fear effects, you may add your Intelligence modifier to the roll.

### RUNNING ON FUMES

You only need 3 hours of sleep during a long rest to gain its benefits, instead of 6. Additionally, if your long rest would be interrupted, you only need to complete the long rest instead of restarting it to gain its benefits. Lastly, you have advantage on saving throws against exhaustion.

### SURVIVAL EXPERT

When you make a Survival skill check, you may use your Intelligence modifier instead of your Wisdom modifier.

Additionally, you have advantage on saving throws against poison.

### TARGETED ANALYSIS

*Prerequisite: 5th level*

Your attack rolls against the target of your Critical Analysis feature cannot suffer from disadvantage.

### TECH AMATEUR

You learn and can cast one 1st-level tech power once per long rest. Your techcasting ability is Intelligence. You require use of a wristpad for this power.

You can select this discovery multiple times. Each time you do so, you must choose a different power.

### UNIVERSAL LANGUAGE

You can communicate simple ideas with any creature with an Intelligence score of 6 or higher through basic expressions and gestures.

### ACADEMIC PURSUITS

Your pursuit is a representation of which fields you have studied or how you practically apply your knowledge. Your pursuit grants you features at 3rd, 6th, 9th, and 17th level.





## DOCTOR PURSUIT

Doctors study the medical, anatomical, and biological sciences. Those scholars who choose the Doctor Pursuit use their knowledge to mend their allies on the field and deal crippling blows with surgical precision.

### MEDICAL PRACTITIONER

#### *Doctor Pursuit: 3rd level*

You gain proficiency with biochemist's kits and your choice of the Medicine or Nature skills. Additionally, you can't have disadvantage on checks you make with them.

### REMOTE HEALER

#### *Doctor Pursuit: 3rd level*

You have learned to deploy medicine from a range. When you use a maneuver targeting an ally that is the target of your Critical Analysis feature, that maneuver's range becomes 30 feet.

### ADDITIONAL MANEUVERS

#### *Doctor Pursuit: 3rd level*

You gain access to new maneuvers which reflect the progress of your studies into the medical arts. Whenever you learn a new maneuver, you can choose from any of the following as well. The maneuvers are listed in alphabetical order.

#### **ADRENALINE HIT**

You can use an action and expend one superiority die to inject a creature with regenerative medication that temporarily enhances their agility. When you do so, a creature you can touch regains hit points equal to the superiority die roll. Additionally, until the start of your next turn, when that creature would take damage, the amount is reduced by an amount equal to your maneuver modifier.

#### **EMERGENCY PRESCRIPTION**

As an action, you can expend one superiority die and touch a creature. That creature regains hit points equal to result of the die + your maneuver modifier, and when that creature makes their first ability check, attack roll, or saving throw before the start of your next turn they roll the superiority die and add it to the roll.

#### **ENHANCEMENT INJECTION**

As an action, you can expend one superiority die to inject a creature you can touch with enhancements, granting them temporary hit points equal to the superiority die roll + your maneuver modifier, which last for 1 minute. Additionally, when the target makes a Strength or Constitution check or saving throw while it has these temporary hit points, it gains a bonus equal to your maneuver modifier.

#### **NEUROBLOCK**

When you make an attack roll, you can expend a superiority die and add it to the attack roll. On a hit, the creature's next attack has disadvantage and it cannot regain hit points until the start of your next turn.

## REASSURE

As an action, you can expend a superiority die and call out to a creature within 60 feet that can see or hear you that is charmed, frightened, or stunned. When you do so, that creature immediately makes another saving throw, adding the amount rolled to the save.

## REMOVE TOXINS

As an action, you can expend a superiority die to purge the toxins from a creature you can touch. The target regains hit points equal to the number rolled and, if it is poisoned or diseased, you neutralize the poison or disease. If more than one poison or disease afflicts the target, you neutralize one poison or disease that you know is present, or you neutralize one at random.

## SMELLING SALTS

As a bonus action, you can expend a superiority die to heal a creature you can touch by a number of hit points equal to the number rolled.

## TRANSFUSION

Once per turn when you hit a creature with a finesse melee weapon, you can expend a superiority die to give you or an ally that is within 5 feet of the creature a transfusion. Add the superiority die to the damage you deal. You or your ally gain hit points equivalent to the damage you deal to the creature.

You can be the creature hit with the attack as long as there is an ally with 5 feet of you, in which you can let it hit without rolling an attack and must choose an ally to heal with the transfusion.

## WEAK POINT STRIKE

When you hit a creature with a weapon attack, you can expend a superiority die to temporarily daze the creature. Add the number rolled to the damage of the weapon attack and the creature must succeed on a Constitution saving throw or be stunned until the end of its next turn.

## FIELD SURGEON

*Doctor Pursuit: 6th and 11th level*

Whenever you expend superiority dice to restore hit points or grant temporary hit points to a creature, you can roll an additional die d6 and add it to the roll. This die increases to d8 at 9th level, d10 at 13th level, and d12 at 17th level.

Additionally, whenever you expend superiority dice to restore hit points or grant temporary hit points to a creature, if the creature is the target of your Critical Analysis, you can instead choose the maximum on both dice. Once you've used this feature, you must finish a short or long rest before you can use it again. Starting at 11th level, you can use it twice before a rest, but only once on the same turn.

## RESUSCITATE

*Doctor Pursuit: 9th level*

Through your medical studies you have learned to delay seemingly inevitable death. As a bonus action, you can stabilize a creature you can touch that has 0 hit points.

Additionally, as an action, you can tend to a creature you can touch that has died since the end of your last turn. The creature immediately regains 1 hit point and stabilizes. Once you've used this feature, you must complete a short or long rest before you can use it again.

## PANACEA

*Doctor Pursuit: 17th level*

You've developed the formula to concoct a cure-all miracle solution: a panacea. Over the course of 10 minutes, you can expend rare medical supplies worth 1,000 cr to create your panacea in a simple syringe. The panacea retains its potency for 24 hours. As a bonus action, a creature can use the panacea. Alternatively, as an action, they can administer it to another creature within 5 feet.

The target has its exhaustion level reduced by one and regains all of its hit points. If the target is diseased, poisoned, paralyzed, or stunned, the condition ends.

Once you create a panacea, you can't create another until you finish a long rest.





## DOCTOR DISCOVERIES

When you select this pursuit, you gain access to new discoveries which reflect the progress of your studies into the medical arts. Whenever you learn a new discovery, you can choose from any of the following as well. The discoveries are listed in alphabetical order.

### ADVANCED REMOTE HEALER

**Prerequisite:** 11th level

The range of your Remote Healer feature increases to 60 feet.

### EXPERIMENTAL TREATMENTS

Your medication and treatments are known to be untested and unstable. Immediately after you use a maneuver that causes a creature to regain hit points or gain temporary hit points, you can choose to roll on the Side Effects table to the right. The condition or effect lasts until the creature completes a long rest, or you use this feature again.

You can use this feature a number of times equal to your proficiency bonus, as shown in the scholar table. You regain all expended uses when you finish a short or long rest.

### FROM THE BRINK

**Prerequisite:** 7th level

If the target of your Critical Analysis feature would be reduced to 0 hp, you may use your reaction and end your Critical Analysis feature to have them be reduced to 1 hp instead. Once a creature has benefited from this feature, they must complete a long rest before they can do so again.

### HEALTH ADVISOR

Whenever a creature that is a target of your Critical Analysis feature begins their turn, you can use your reaction to give them temporary hit points equal to one-fourth your scholar level (rounded down) + your proficiency bonus, as shown in the scholar table, which last until the start of their next turn.

### PATIENT PROTECTOR

**Prerequisite:** 5th level

You can treat creatures within 5 feet of the target of your Critical Analysis feature as if they were also targets of your Critical Analysis.

### SURGICAL PRECISION

**Prerequisite:** 5th level

When you hit a creature that is the target of your Critical Analysis feature with a weapon attack, it takes additional damage equal to your Dexterity modifier.

### TEND THE WOUNDED

If you or any friendly creatures you can touch regain hit points by spending one or more Hit Dice at the end of a short rest, each of those creatures regain 1d4 extra hit points.

This die increases when you reach certain levels in this class: 1d6 at 5th level, 1d8 at 9th level, 1d10 at 13th level, and to 1d12 at 17th level.

## Side Effects

### d20 Side Effects

- |    |  |
|----|--|
| 1  | The creature turns out to be allergic to this specific treatment. Every ability score is reduced by 1.   |
| 2  | The creature starts sneezing uncontrollably. Any attack rolls with a die roll value of 19 results in a miss due to a poorly timed sneeze.  |
| 3  | The creature's legs become swollen. The creature gains 1 slowed level.   |
| 4  | The creature becomes one size larger or smaller.   |
| 5  | The skin at their joints turns into a wooden material, giving them a bonus of +2 to AC.  |
| 6  | The creature's body starts producing powerful stomach acid in high amounts. The creature can use an action to spew stomach acid in a 15 foot cone. The DC for this saving throw equals 8 + your proficiency bonus + your Constitution modifier. A creature takes 2d6 acid damage on a failed save, and half as much damage on a successful one. The damage increases to 3d6 at 5th level, 4d6 at 11th level, and 5d6 at 17th level.        |
| 7  | The creature becomes mute and has uncontrollable gas. They have disadvantage on Dexterity (Stealth) checks that rely on smell.   |
| 8  | The creature's eyes glow bright red. The creature also gains darkvision, but if they already have darkvision they get a light headache instead.  |
| 9  | The creature gains advantage on perception checks based on hearing, but everything seems uncomfortably loud to them. They gain vulnerability to sonic damage.  |
| 10 | The treatment slows down their brain function, reducing their Intelligence by 4.   |
| 11 | The creature's skin turns dark purple. If they are already purple, they turn bright pink instead.  |
| 12 | The creature becomes covered in sickly, green pustules. When the creature is hit by a melee attack, the attacker takes 1d4 poison damage.  |
| 13 | The creature's skin starts to seriously bloat up from internal pressure build-up, and a strong impact may cause it to explode. Whenever the creature takes damage, the creature has to pass a concentration check or the creature takes kinetic damage equal to half their maximum hit points. Other creatures within 10 feet of the explosion also take a fourth of the damage. Once this explosion occurs, their skin becomes very soft. |
| 14 | The creature rapidly grows body hair all over, including the face, until they resemble a wookiee. If they are already a wookiee, the reverse effect occurs; all hair immediately falls off, leaving the skin bare.   |
| 15 | The creature's body temperature fluctuates to extremes. They gain resistance to cold and fire damage.  |
| 16 | The creature becomes ravenous. Every hour they haven't eaten a meal they gain a level of exhaustion.   |
| 17 | The creature believes they are the chosen one.   |
| 18 | The creature has a difficult time resting. The amount they heal from Hit Dice is now halved.   |
| 19 | The creature's movement speed is increased by 15 feet, and opportunity attacks on them have disadvantage.  |
| 20 | The creature gains 10d10 hit points, and they feel happy and carefree.   |

## GAMBLER PURSUIT

Not all studied men and women use their intelligence and skill for the pursuit of knowledge, but instead turn to the various casinos and betting halls of the galaxy. Those scholars who choose the Gambler Pursuit use their knowledge of probability and risk to attempt to master games of chance and build their fortune, or lose it all along the way.

### GAMBLER'S APTITUDE

*Gambler Pursuit: 3rd level*

You gain proficiency with your choice of gaming set and your choice of the Insight, Deception, Persuasion, or Sleight of Hand skills. Additionally, you can't have disadvantage on checks you make with them.

### RISK VERSUS REWARD

*Gambler Pursuit: 3rd, 9th, 13th, and 17th level*

When you make your first attack on your turn against the target of your Critical Analysis feature, you can decide to gamble by rolling a d6. On a roll of 4 or higher, you have advantage on attack rolls against that creature until the start of your next turn. On a roll of 3 or lower, that creature instead has advantage on attack rolls against you until the start of your next turn.

This die increases to d8 at 9th level, d10 at 13th level, and d12 at 17th level.

### ADDITIONAL MANEUVERS

*Gambler Pursuit: 3rd level*

You gain access to new maneuvers which reflect your deep understanding of chance. Whenever you learn a new maneuver, you can choose from any of the following as well. The maneuvers are listed in alphabetical order.

#### ALL IN

When you make an attack roll, and the result is less than 20, you can expend a superiority die and roll it, adding it to the roll. If the resulting sum is 20 or 23, the attack is considered a critical hit.

#### BLIND LUCK

When you fail an ability check, you can expend a superiority die. If the result of your ability check plus the superiority die is within a range equal to half your proficiency bonus (rounded down) above or below the check's DC, you pass the check instead.

#### DOUBLE BLUFF


If on the same round of combat that you have missed a weapon attack, an enemy also misses you with a weapon attack, you can expend a superiority die and make a single weapon attack, adding the results of your superiority die to both the attack and damage rolls.

#### THE IDIOT'S ARRAY

When a creature hits you with a weapon attack roll, you can expend a superiority die and roll it. On a roll of 4 or higher, you take minimum damage on the damage roll and subtract the value of the superiority die. On a roll of 3 or lower, you instead take the maximum.

#### PLAYED THEIR HAND

When a creature hits you with an opportunity attack while within 5 feet of you, you can use your reaction and expend a superiority die to impose disadvantage on the attack roll. If the attack misses, you can make a Dexterity (Sleight of Hand) check contested by the attacker's Strength (Athletics) or Dexterity (Acrobatics) check (their choice) as a part of this reaction. On a success, the target drops the weapon it made the attack with. If you are within 5 feet of the target, and you have a free hand, you can catch the item. Otherwise, the object lands at its feet.





## PURE SABACC

When you score a critical hit with a weapon attack, you can expend a superiority die and roll it. On a roll of 4 or higher, you deal maximum damage on the weapon's damage roll, including the superiority die. On a roll of 3 or lower, you instead deal the minimum.

## RAISE THE STAKES

When the target of your Critical Analysis feature makes an attack roll against you, you can use your reaction to expend a superiority die. Roll the die and subtract the result from the enemy's attack roll, but add the result to their damage roll on a hit.

## TAKE A CHANCE

Before making an attack roll, you can expend a superiority die. On a miss, you lose that superiority die and do not benefit from it in any way. On a hit, you can choose two other maneuvers that you know, and subject the target to both maneuvers, without expending additional superiority dice.

## TIEBREAKER

When you roll a superiority die as a part of a maneuver you learned from this class, you can expend another superiority die and use the total of both dice.

## LUCKY NUMBER 7

*Gambler Pursuit: 6th level*

Whenever you roll a 7 on an attack roll against the target of your Critical Analysis feature, the attack automatically hits and you regain a superiority die. You can not have more superiority dice than the amount shown in the Superiority Dice column of the scholar table.

When attacking with advantage or disadvantage, this effect applies if either roll is a 7. If both rolls are a 7, the attack is a critical hit.

## TELL ME THE ODDS

*Gambler Pursuit: 9th, 13th, and 17th level*

If the target of your Critical Analysis hits you with a weapon attack roll, you can use your reaction to roll a d8. On a 4 or higher, you impose disadvantage on the roll. If the target already had disadvantage, they must instead reroll one of the dice once (your choice).

This die increases to d10 at 13th level and d12 at 17th level.

## BORROWED LUCK

*Gambler Pursuit: 17th level*

You have gained the ability to unnaturally alter luck in your favor. Once per round, after an attack roll, saving throw, or ability check is rolled by you or a creature that you can see, you can replace the number on the d20 with a 7. Note the number on the d20 of the roll that you replaced. That number becomes your borrowed luck roll.

While you have a borrowed luck roll, you can expend it and replace any ability check, attack roll, or saving throw made by you or a creature that you can see with the value of the borrowed luck roll. You can only have one borrowed luck roll at a time, and you lose any

unused borrowed luck rolls when you complete a short or long rest.

## GAMBLER DISCOVERIES

When you select this pursuit, you gain access to new discoveries which reflect your deep understanding of chance. Whenever you learn a new discovery, you can choose from any of the following as well. The discoveries are listed in alphabetical order.

### ACE UP YOUR SLEEVE

Whenever you make a Dexterity (Sleight of Hand) or Charisma (Deception) check, you can expend a superiority die, adding the result to your total for the check.

### AGAINST THE HOUSE

Whenever you would make a Charisma (Persuasion) check involving haggling, you can instead challenge the target to a game of chance. If they accept your offer, you can make an ability check with an available gaming set. If you win the challenge, you automatically succeed on the Charisma (Persuasion) check.

### ANTE UP

When you roll initiative, are not surprised, and end up first in the initiative order, you can take one additional action on top of your regular action and a possible bonus action during your first turn in combat.

### CALCULATED BLUFF

When you make an ability check using your Charisma, you can choose to instead make the check using your Intelligence or Wisdom modifier (your choice).

### COLD READ

*Prerequisite: 5th level*

As an action, you may make a Wisdom (Insight) check contested by a target's Charisma (Deception) check. On a success, you know the next action the target intends to take, so long as the situation does not change dramatically.

### FEELING THE PRESSURE

*Prerequisite: 13th level*

Whenever you roll a 4 or higher on your Risk Versus Reward feature, the target of your Critical Analysis feature also has disadvantage on attack rolls made against you until the start of your next turn.

### THE MAGIC NUMBER

*Prerequisite: 7th level*

Whenever you roll a 7 on an ability check or saving throw, you can reroll the ability check or saving throw with advantage.





## POLITICIAN PURSUIT

Politicians study social & political sciences. Those scholars who choose the Politician Pursuit know how to best present themselves to manipulate the masses into doing their bidding or allow them and their allies to carry out their business without impediment. They also understand the importance of self-preservation for a political figure.

### SILVER TONGUE

*Politician Pursuit: 3rd level*

You learn your choice of two languages and your choice of Charisma skill. Additionally, you can't have disadvantage on checks you make with it.

### MOTIVATING DIPLOMAT

*Politician Pursuit: 3rd level*

When you are the target of your Critical Analysis feature, you and all allies within 10 feet of you gain a bonus to their AC equal to half your Critical Analysis modifier (rounded down).

### ADDITIONAL MANEUVERS

*Politician Pursuit: 3rd level*

You gain access to new maneuvers which reflect the progress of your studies into the political world. Whenever you learn a new maneuver, you can choose from any of the following as well. The maneuvers are listed in alphabetical order.

#### CALL TO ARMS

If you are surprised at the start of combat and aren't incapacitated, you can expend one superiority die to act normally. Additionally, on your first turn in combat, as a bonus action you can make a call to arms. When you do so, a number of creatures equal to the amount rolled on the superiority die that you choose within 30 feet who can see or hear you may act normally on their first turn.

#### CALL THE GUARDS

When a creature makes an attack roll against you, you can use your reaction and expend a superiority die and command a willing ally within 5 feet of that creature to use their reaction to intercede. The creature is then forced to make an attack on the ally instead. If the attack misses, the ally can immediately make a weapon attack against that creature as a part of that same reaction. Roll the superiority die, and add the result to the ally's attack roll.

#### CHARGE

As a bonus action on your turn, you can expend one superiority die to spurn your allies to move. Until the start of your next turn, creatures you choose within 10 feet of you who can see or hear you can move an additional distance equal to 5 times the superiority die rolled on their turn and ignore unenhanced difficult terrain.

#### ENCOURAGING SPEECH

You can expend a superiority die to give an encouraging speech, spending the next minute rallying your allies. You grant a number of creature up to your maneuver modifier temporary hit points equal to the amount rolled on the superiority die + your proficiency bonus, as shown in the scholar table.

#### INCITE

On your turn, you can use an action and expend one superiority die to bolster the resolve of one of an ally. When you do so, choose an ally who can see or hear you within 30 feet of you. The ally can add your maneuver modifier to every damage roll they make until the start of your next turn.

#### OVERWHELMING PRESENCE

As an action, you can make a Charisma (Persuasion) or Charisma (Intimidation) skill check and expend one superiority die to attempt to charm or frighten a humanoid creature who can see or hear you within 60 feet. Add the superiority die to the roll. The target makes a contested Wisdom (Insight) check. If your check succeeds, the target is charmed by you if you used Persuasion, or frightened of you if you used Intimidation, until the end of your next turn.

#### SELF-PRESERVATION

As a reaction when you make a saving throw against an effect you can see, you can expend a superiority die and add the result. You can use this maneuver before or after making the saving throw, but before any effects of the saving throw are determined.



## STEADY THE NERVES

As an action, you can expend one superiority die to strengthen your allies' defences. Roll a superiority die. Until the end of your next turn, you and all allies within 5 feet of you when you use this action has a bonus to any saving throws they make equal to amount rolled.

## TYRANNICAL STRIKE

When you hit a creature with a weapon attack, you can expend one superiority die and use your reaction to issue a one-word command to a creature who can see or hear you. You add the superiority die to the attack's damage roll, and the target must succeed on a Wisdom saving throw. On a failed save, the target must follow the command on its next turn.

The target automatically succeeds if it is immune to charm, it doesn't understand your language, or if your command is directly harmful to it.

## FORCE OF PERSONALITY

*Politician Pursuit: 6th level*

As an action, you suggest a course of activity (limited to a sentence or two) to influence a creature you can see within range that can hear and understand you. Creatures that can't be charmed are immune to this effect. The suggestion must be worded in such a manner as to make the course of action sound reasonable. Asking the creature to stab itself, throw itself onto a spear, immolate itself, or do some other obviously harmful act ends the effect.

The target must make a Wisdom saving throw against your maneuver save DC. On a failed save, the target is charmed by you, and it pursues the course of action you described to the best of its ability. The suggested course of action can continue for up to 24 hours. If the suggested activity can be completed in a shorter time, the effect ends when the subject finishes what it was asked to do.

You can also specify conditions that will trigger a special activity during the duration. For example, you might suggest that an officer gives her gun to the first smuggler she meets. If the condition isn't met before the effect ends, the activity isn't performed.

If you or any of your companions damage the target, the effect ends.

You can use this feature a number of times equal to your proficiency bonus, as shown in the scholar table. You regain all expended uses when you finish a long rest.

## REASSEMBLE

*Politician Pursuit: 9th level*

You may use to a bonus action to call your allies towards you. When you do so, choose a number of creatures that you can see within 60 feet of you equal to your Critical Analysis modifier (minimum of one). They can use their reaction to immediately move a number of feet equal to their speed. This movement does not provoke opportunity attacks, and they must end this movement closer to you than they started.

Once you've used this feature, you must complete a short or long rest before you can use it again.

## BEGUILING PRESENCE

*Politician Pursuit: 17th level*

Humanoids within 60 feet are particularly susceptible to your presence. Humanoids within range have disadvantage on saving throws against any charm or fear effects that originate from you.

## POLITICIAN DISCOVERIES

When you select this pursuit, you gain access to new discoveries which reflect the progress of your studies into the political world. Whenever you learn a new discovery, you can choose from any of the following as well. The discoveries are listed in alphabetical order.

### CHARMING FEINT

Allies within range of your Motivating Diplomat feature also gain a bonus to their damage rolls equal to half your Intelligence, Wisdom, or Charisma modifier (rounded down, chosen when you learn this discovery).

### DEMANDING LEADER

*Prerequisite: 5th level*

The range of each of your maneuvers increases by 10 feet. If the range is touch, it becomes 10 feet.

### DOMINATING PRESENCE

*Prerequisite: 15th level*

As a bonus action, you can call out to a humanoid who can understand you that is charmed by you or frightened of you to direct their next action. The target must succeed a Wisdom saving throw against your maneuver save DC. On a failed save, until the end of your next turn, the creature takes only the actions you choose, and doesn't do anything that you don't allow it to do.

During this time you can use your reaction to force the creature to use its reaction.

Once you've used this feature, you must complete a short or long rest before you can use it again.

### INFLUENCER

*Prerequisite: 5th level*

The range on the your Motivating Diplomat feature is increased to 15 feet.

### RELIABLE WORDS

*Prerequisite: 9th level*

When you make a Deception, Intimidation, or Persuasion skill check, you may treat any roll 9 or lower as if you had rolled a 10.

### SOCIAL OPPORTUNIST

You can add half your proficiency bonus (rounded down) to any Charisma check you make that doesn't already include your proficiency bonus.

### TYRANT'S FEROCITY

You have advantage on any attack against a creature that is charmed by you or frightened of you.

## TACTICIAN PURSUIT

Tacticians study strategy and the ways of war. Those scholars who choose the Tactician Pursuit train themselves and their allies in combat maneuvers to deftly eliminate their foes through clever positioning, and fierce, timely attacks.

### BATTLE DISPLAY

*Tactician Pursuit: 3rd level*

You gain proficiency in martial blasters and martial vibroweapons.

### TACTICAL MASTERY

*Tactician Pursuit: 3rd level*

You learn to better command your allies to victory from afar. Your Critical Analysis range is increased to 90 feet.

### ADDITIONAL MANEUVERS

*Tactician Pursuit: 3rd level*

You gain access to new maneuvers which reflect your mastery in the field of combat. Whenever you learn a new maneuver, you can choose from any of the following as well. The maneuvers are listed in alphabetical order.

#### BOLSTER

On your turn, you can use a bonus action and expend one superiority die to bolster the resolve of one of your companions. When you do so, choose a friendly creature who can see or hear you. That creature gains temporary hit points equals to the superiority die roll + maneuver modifier.

#### COMMANDER'S STRIKE

When you take the Attack action on your turn, you can forgo one of your attacks and use a bonus action to direct one of your companions to strike. When you do so, choose a friendly creature within 60 feet who can see or hear you and expend one superiority die. That creature can immediately use its reaction to make one weapon attack, adding your superiority die to the attack's damage roll.

#### DISARMING ATTACK

When you hit a creature with a weapon attack, you can expend one superiority die to attempt to disarm the target, forcing it to drop one item of your choice that it's holding. You add the superiority die to the attack's damage roll, and the target must make a Strength saving throw. On a failed save, it drops the object you choose. The object lands at its feet.

#### DISTRACTING STRIKE

When you hit a creature with a weapon attack, you can expend one superiority die to distract the creature, giving your allies an opening. You add the superiority die to the attack's damage roll. The next attack roll against the target by an attacker other than you has advantage if the attack is made before the start of your next turn.

#### MANEUVERING ATTACK

When you hit a creature with a weapon attack, you can expend one superiority die to maneuver one of your allies into a more advantageous position. You add the superiority die to the attack's damage roll, and you choose a friendly creature who can see or hear you.

That creature can use its reaction to move up to half its speed without provoking opportunity attacks from the target of your attack.

#### PUSHING ATTACK

When you hit a creature with a weapon attack, you can expend one superiority die to attempt to drive the target back. You add the superiority die to the attack's damage roll, and if the target is Large or smaller, it must make a Strength saving throw. On a failed save, you push the target up to 15 feet away from you.





### RIPOSTE

When a creature misses you with a melee attack, you can use your reaction and expend one superiority die to make a melee weapon attack against the creature. If you hit, you add the superiority die to the attack's damage roll.

### SCHOLAR'S PARRY

When a creature damages you with a weapon attack, you can use your reaction and expend one superiority die to reduce the damage by the number you roll on your superiority die + your maneuver modifier.

### TARGETED ATTACK

When you make a weapon attack roll, you can expend one superiority die to add it to the roll. You can use this maneuver before or after making the attack roll, but before any effects of the attack are applied.

### TRIP ATTACK

When you hit a creature with a weapon attack, you can expend one superiority die to attempt to knock the target down. You add the superiority die to the attack's damage roll, and if the target is Large or smaller, it must make a Strength saving throw. On a failed save, you knock the target prone.

### FIRE AS ONE

*Tactician Pursuit: 6th level*

You can focus your target down with the help with an ally. Once per round, whenever the creature that is the target of your Critical Analysis feature is attacked by someone other than you, you can use your reaction to make one weapon attack against them.

### BATTLEFIELD SURVEY

*Tactician Pursuit: 9th level*

You become a master at leading your allies around in a battlefield you have studied. When you spend 10 minutes observing an area that is within 120 feet from you, or by using a detailed map, select a number of creatures up to your Critical Analysis modifier. You and those selected allies ignore unenhanced difficult terrain, and have advantage on Dexterity (Stealth) checks in that area.



### ALL-OUT ATTACK

*Tactician Pursuit: 17th level*

You can use your action to initiate an all-out attack. Choose a number of allies up to your Critical Analysis modifier within 60 feet who can see or hear you. The chosen allies may then immediately use their reaction to make one weapon attack against a target of your choice. You may choose the target for each attack separately.

Once you use this feature, you cannot use it again until you finish a short or long rest.

### TACTICIAN DISCOVERIES

When you select this pursuit, you gain access to new discoveries which reflect your mastery in the field of combat. Whenever you learn a new discovery, you can choose from any of the following as well. The discoveries are listed in alphabetical order.

#### COMMANDER'S ARMOR

*Prerequisite: 5th level*

You gain proficiency in medium armor.

#### CONTINGENCY PLAN

*Prerequisite: 9th level*

When the target of your Critical Analysis feature scores a critical hit, you can use your reaction and expend a superiority die to treat the attack as a normal hit instead.

#### FIGHTING STYLE

You adopt a particular style of fighting as your specialty. Choose one of the fighting style options, detailed in Chapter 6.

#### FIRING COMMAND

As a bonus action, you can take the Help action. Additionally, when you take the Help action, it has a range of 30 feet.

#### OBSERVANT LEADER

You have advantage Wisdom (Perception) checks that rely on sight.

#### STUDIED COMMANDER

When you make an Intelligence (Lore) or Intelligence (Technology) check related to battles, tactics, or weaponry, you may expend a superiority die and add it to the roll.

#### TACTICAL RETREAT

When you take the Dash action, opportunity attacks made against you are made at disadvantage.

#### UNBOUND COMMANDER

*Prerequisite: 12th level*

You learn to command your allies to victory from afar. Your Critical Analysis range is increased to 120 feet.

## SCOUT

ROUGH AND GRIZZLED LOOKING, A HUMAN STALKS ALONE THROUGH the shadows of trees, hunting the quarry he knows is planning a raid on a nearby settlement. Clutching a techblade in each hand, he becomes a whirlwind of steel, cutting down one enemy after another.

After tumbling away from the shrapnel of a missile's explosion, a bothan finds her feet and quick-fires two shots from her carbine at the oncoming tank. Shrugging off the wave of fear that threatens to permeate her entire being, she strafes around her foe, firing shot after shot to try to penetrate the tank's thick armor.

Glancing at his wristpad, a sullustan looks through the eyes of his tracker droid. Transmitting instructions, he sends his droid to distract the houx he's been tracking while he readies his sniper rifle for the shot.

Scouts are the first on the trail and the last to lose it, tracking their quarry for miles unimpeded. They are adaptable, wielding both tech powers and their weaponry to overcome their foes.

### DEADLY HUNTERS

Warriors in their own right, scouts specialize in tracking and hunting the monsters that threaten civilization—humanoid raiders, rampaging beasts and monstrosities, terrible Force-wielders, and renegade droids. They learn to track their quarry as a predator does, moving stealthily through any terrain and hiding themselves in brush and rubble. Scouts focus their combat training on techniques that are particularly useful against their specific favored foes.

Scouts acquire the ability to cast tech powers through utilization of a wristpad. Their powers, like their combat abilities, emphasize speed, stealth, and the hunt. A scout's talents and abilities are honed with deadly focus on the grim task of protecting the civilization.

### INDEPENDENT ADVENTURERS

Though a scout might make a living as a bounty hunter, a guide, or a tracker, a scout's true calling is to defend civilization from the ravages of monsters and humanoid hordes that press in. In some places, scouts gather in secretive orders, though many scouts are independent almost to a fault, knowing that, when a rancor or a band of pirates attacks, a scout might be the first—and possibly the last—line of defense. This fierce independence makes scouts well suited to adventuring, since they are accustomed to life far from the comforts of a dry bed and a hot bath. Faced with city-bred adventurers who grouse and whine about the hardships of the wild, scouts respond with some mixture of amusement, frustration, and compassion. But they quickly learn that other adventurers who can carry their own weight in a fight against civilization's foes are worth any extra burden. Coddled city folk might not know how to feed themselves or find fresh water in the wild, but they make up for it in other ways.



### CREATING A SCOUT

As you create your scout character, consider the nature of the training that gave you your particular capabilities. Did you train with a single mentor, tracking together until you mastered the scout's ways? Did you leave your apprenticeship, or was your mentor slain—perhaps by some kind of bestial monstrosity on which you've sworn revenge? Or perhaps you learned your skills as part of a band of mercenaries.

What's the source of your particular hatred of a certain kind of enemy? Did a monster kill someone you loved or destroy your home village? Or did you see too much of the destruction these monsters cause and commit yourself to reining in their depredations? Is your adventuring career a continuation of your work, or a significant change?

What made you join up with a band of adventurers? Do you find it challenging to teach new allies the ways of the wild, or do you welcome the relief from solitude that they offer?

### QUICK BUILD

You can make a scout quickly by following these suggestions. First, make Strength or Dexterity your highest ability modifier, depending on whether you want to focus on melee combat or on ranged weapons (or finesse weapons). Your next-highest score should be Intelligence. Second, choose the bounty hunter background.

## THE SCOUT

Level	Proficiency Bonus	Features	Ranger's Quarry	Tech Powers Known	Tech Points	Max Power Level
1st	+2	Ranger's Quarry, Pathfinder	d4	—	—	—
2nd	+2	Techcasting, Fighting Style	d4	4	2	1st
3rd	+2	Scout Routine, Scout Technique	d4	5	3	1st
4th	+2	Ability Score Improvement	d4	6	4	1st
5th	+3	Extra Attack	d6	7	5	2nd
6th	+3	Expertise	d6	8	6	2nd
7th	+3	Technique feature, Scout Routine (two routines)	d6	9	7	2nd
8th	+3	Ability Score Improvement	d6	10	8	2nd
9th	+4	Scout Routine (15-foot radius)	d8	12	9	3rd
10th	+4	Commando	d8	13	10	3rd
11th	+4	Technique feature	d8	14	11	3rd
12th	+4	Ability Score Improvement	d8	15	12	3rd
13th	+5	—	d10	16	13	4th
14th	+5	Expertise, Combat Tech	d10	17	14	4th
15th	+5	Technique feature, Scout Routine (three routines)	d10	18	15	4th
16th	+5	Ability Score Improvement	d10	19	16	4th
17th	+6	Scout Routine (30-foot radius)	d12	20	17	5th
18th	+6	Supreme Awareness	d12	21	18	5th
19th	+6	Ability Score Improvement	d12	22	19	5th
20th	+6	Foe Slayer	d12	23	20	5th

## CLASS FEATURES

As a scout, you gain the following class features.

### HIT POINTS

**Hit Dice:** 1d10 per scout level

**Hit Points at 1st Level:** 10 + your Constitution modifier

**Hit Points at Higher Levels:** 1d10 (or 6) + your Constitution modifier per scout level after 1st

### PROFICIENCIES

**Armor:** Light armor, medium armor

**Weapons:** All blasters, all vibroweapons

**Tools:** None

**Saving Throws:** Strength, Dexterity

**Skills:** Choose three from Animal Handling, Athletics, Insight, Investigation, Perception, Piloting, Stealth, Survival, and Technology

### EQUIPMENT

You start with the following equipment, in addition to the equipment granted by your background.

- (a) mesh armor or (b) combat suit, blaster carbine, and two power cells
- (a) a simple vibroweapon and a light or medium physical shield or (b) two simple vibroweapons
- (a) a hold-out and a power cell or (b) two vibrodaggers
- (a) a dungeoneer's pack or (b) an explorer's pack
- A wristpad

### VARIANT: STARTING WEALTH

In lieu of the equipment granted by your class and background, you can elect to purchase your starting gear. If you do so, you receive no equipment from your class and background, and instead roll for your starting wealth using the criteria below:

Class	Funds
Scout	8d4 x 100 cr



## RANGER'S QUARRY

**Scout:** 1st, 5th, 9th, and 17th level

You learn how to effectively read and track your prey. Once on each of your turns, you can choose a creature you can see within 120 feet and mark it as your quarry (no action required). For the next hour, you gain the following benefits:

- Once per turn, when you hit the target with a weapon attack, you can deal 1d4 additional damage to it of the same type as the weapon's damage. This die changes as you gain scout levels, as shown in the Ranger's Quarry column of the scout table.
- You have advantage on any Wisdom (Perception) or Wisdom (Survival) check you make to find it while it's on the same planet as you.

You can only have one creature marked in this way at a time. Beginning at 5th level, you can use your reaction to mark a creature when it enters your line of sight, provided it is within range of your Ranger's Quarry.

The duration increases to 8 hours at 9th level and 24 hours at 17th level.

## PATHFINDER

**Scout:** 1st level

You are skilled at navigating the untamed wilds. You ignore difficult terrain, and when traveling for an hour or more, you gain the following benefits:

- Difficult terrain doesn't slow your group, provided they can see and hear you.
- You can't become lost by unenhanced means.
- Even when you are engaged in another activity while traveling (such as foraging, navigating, or tracking), you remain alert to danger.
- If you are traveling alone, you can move stealthily at a normal pace.
- When you forage, you find twice as much food.
- You have advantage on Survival checks.

## TECHCASTING

**Scout:** 2nd level

You have derived powers from schematics with the aid of your wristpad. See chapter 10 for the general rules of techcasting and chapter 12 for the tech powers list.

### TECH POWERS KNOWN

You learn 4 tech powers of your choice, and you learn more at higher levels, as shown in the Tech Powers Known column of the scout table. You may not learn a tech power of a level higher than your Max Power Level.

### TECH POINTS

You have a number of tech points equal to your scout level, as shown in the Tech Points column of the scout table, + your Intelligence modifier. You use these tech points to cast tech powers. You regain all expended tech points when you finish a short or long rest.

### MAX POWER LEVEL

Many tech powers can be overcharged, consuming

more tech points to create a greater effect. You can overcharge these powers to a maximum level, which increases at higher levels, as shown in the Max Power Level column of the scout table.

You may only cast tech powers at 4th and 5th-level once. You regain the ability to do so after a long rest.

### TECHCASTING ABILITY

Intelligence is your techcasting ability for your tech powers. You use your Intelligence whenever a power refers to your techcasting ability. Additionally, you use your Intelligence modifier when setting the saving throw DC for a tech power you cast and when making an attack roll with one.

**Tech save DC** = 8 + your proficiency bonus + your Intelligence modifier

**Tech attack modifier** = your proficiency bonus + your Intelligence modifier

### TECHCASTING FOCUS

You use a wristpad (found in chapter 5) as a tech focus for your tech powers.

## FIGHTING STYLE

**Scout:** 2nd level

You adopt a particular style of fighting as your specialty. Choose one of the fighting style options, detailed in Chapter 6.

## SCOUT ROUTINE

**Scout:** 3rd, 7th, 9th, 15th, and 17th level

You've developed one routine, as detailed at the end of the class description. You develop an additional routine at 7th and 15th level.

At 9th level, the range of your routines increases to 15 feet, and at 17th level, the range of these routines increases to 30 feet

## SCOUT TECHNIQUE

**Scout:** 3rd, 7th, 11th, and 15th level

You choose to focus on a specific scout technique, which is detailed at the end of the class description.

## ABILITY SCORE IMPROVEMENT

**Scout:** 4th, 8th, 12th, 16th, and 19th level

You can increase one ability score by 2, or you can increase two ability scores by 1. You can't increase an ability score above 20 using this feature.

## EXTRA ATTACK

**Scout:** 5th level

You can attack twice, instead of once, whenever you take the Attack action on your turn.

## EXPERTISE

**Scout:** 6th and 14th level

Choose two of your skill proficiencies, or one of skill proficiencies and one of your tool proficiencies, or two of your tool proficiencies. You gain expertise in those skills or tools.

At 14th level, you can choose another two proficiencies (in skills or tools) to gain this benefit.

## COMMANDO

---

**Scout:** 10th level

You can take the Dash or Hide actions as a bonus action on each of your turns. Additionally, you can remain perfectly still for long periods of time to set up ambushes.

When you attempt to hide on your turn, you can opt to not move on that turn. If you avoid moving, creatures that attempt to detect you take a -10 penalty to their Wisdom (Perception) checks until the start of your next turn. You lose this benefit if you move or fall prone, either voluntarily or because of some external effect. You are still automatically detected if any effect or action causes you to no longer be hidden.

If you are still hidden on your next turn, you can continue to remain motionless and gain this benefit until you are detected.

Finally, you can no longer be tracked by unenhanced means, unless you choose to leave a trail.

## COMBAT TECH

---

**Scout:** 14th level

When you use your action to cast a tech power, you can make one weapon attack as a bonus action.

## SUPREME AWARENESS

---

**Scout:** 18th level

You gain preternatural senses that help you fight creatures you can't see. When you attack a creature you can't see, your inability to see it doesn't impose disadvantage on your attack rolls against it.

You are also aware of the location of any invisible creature within 30 feet of you, provided that the creature isn't hidden from you and you aren't blinded or deafened.

## FOE SLAYER

---

**Scout:** 20th level

You become an unparalleled hunter. Your Strength or Dexterity score increases by 2, and your Intelligence score increases by 2. Your maximum for those scores increases by 2.

Additionally, once on each of your turns, you can add your Intelligence modifier to the attack roll or the damage roll of an attack you make. You can choose to use this feature before or after the roll, but before any effects of the roll are applied.

## SCOUT ROUTINES

---

The routines are presented in alphabetical order. If multiple scouts grant the same routine, affected creatures can only benefit from it once. You must be conscious to grant the benefit of your routines..

### ADAPTABILITY ROUTINE

At the start of each of your turns, you can choose an ability score with a saving throw in which you are not proficient. Until the start of your next turn, you add half your proficiency bonus, rounded down, to saving throws you make with the chosen ability. Alternatively,

you can choose to extend this benefit to friendly creatures within 5 feet of you, except for you.

### MAVEN'S ROUTINE

At the start of each of your turns, you can choose to gain resistance to damage from tech powers until the start of your next turn. Alternatively, you can choose to extend this benefit to friendly creatures within 5 feet of you, except for you.

### MESMER'S ROUTINE

At the start of each of your turns, you can choose to have advantage on saving throws against effects that would incapacitate you or put you to sleep until the start of your next turn. Alternatively, you can choose to extend this benefit to friendly creatures within 5 feet of you, except for you.

### NOMAD'S ROUTINE

At the start of each of your turns, you can choose to gain advantage on Constitution saving throws to avoid exhaustion from unenhanced sources, as well as being naturally adapted to both hot and cold climates. Alternatively, you can choose to extend this benefit to friendly creatures within 5 feet of you, except for you.

### RESPONDER'S ROUTINE

When you roll initiative, you can choose to add your proficiency bonus to the initiative roll and have advantage on attack rolls against creatures that have not yet acted. Alternatively, you can choose to allow each creature within 5 feet of you, including you, to add half your proficiency bonus to the initiative roll and have advantage on the first attack roll they make against a creature that has not yet acted.

### SHARPSHOOTER'S ROUTINE

At the start of each of your turns, you can choose to gain a bonus to the first weapon attack roll you make before the start of your next turn equal to your Intelligence modifier. Alternatively, you can choose to allow each creature within 5 feet of you, including you, to add half your Intelligence modifier to the first weapon attack roll they make before the start of your next turn.

### STRIDER'S ROUTINE

At the start of each of your turns, you can choose to have each slowed level only reduce your speed by 5 feet, unless it would reduce your speed to 0 until the start of your next turn. Alternatively, you can choose to extend this benefit to friendly creatures within 5 feet of you, except for you.

### WARDEN'S ROUTINE

At the start of each of your turns, you can choose to gain a climbing and swimming speed equal to your walking speed. Alternatively, you can choose to extend this benefit to friendly creatures within 5 feet of you, except for you.

## SCOUT TECHNIQUES

Scouts tend to share knowledge amongst them selves, focusing on specific techniques and honing them to perfection. Your technique grants you features at 3rd, 7th, 11th, and 15th level.

## BULWARK TECHNIQUE

Some scouts find themselves far from civilization not to hunt, gather intelligence, or escape danger, but to venture forth simply to defend those unable to defend themselves. Followers of the Bulwark Technique make use of advanced technology to contain those that threaten the undeserving.

### BONUS PROFICIENCIES

**Bulwark Technique:** 3rd level

You gain proficiency in heavy armor.

### PERSONAL BARRIER

**Bulwark Technique:** 3rd level

You gain access to a powerful personal barrier. Whenever you complete a short or long rest, you create a barrier on yourself that lasts until you finish a short or long rest. That barrier has hit points equal to twice your scout level + your Intelligence modifier. Your barrier can never have hit points greater than twice your scout level + your Intelligence modifier.

Whenever you take damage, the barrier takes the damage instead. If this damage reduces the barrier to 0 hit points, you take any remaining damage.

While the barrier has 0 hit points, it can't absorb damage, but its power remains. Whenever you cast a tech power of 1st level or higher, your barrier regains hit points equal to the number of tech points spent.

Additionally, for as long as your barrier has hit points, you gain the following benefits:

- You are considered proficient in Constitution saving throws for the purpose of maintaining concentration on tech powers.
- Hostile creatures that hit you with melee attacks take energy damage equal to your Intelligence modifier (minimum of 1).

### MARK OF THE BULWARK

**Bulwark Technique:** 3rd level

When the target of your Ranger's Quarry feature makes a melee attack against a friendly creature within 5 feet of you, you can use your reaction to force the attack to target you instead. If the attack hits, and your Personal Barrier has hit points, the attacking creature takes bonus damage equal to your Ranger's Quarry Damage Die.

### PROJECTED BARRIER

**Bulwark Technique:** 7th, 11th, and 17th level

You've learned how to manipulate your barrier to create new effects. As an action, you can spend three of your barrier's hit points to create a unique effect. You have three such effects: Projected Sphere, Projected Maelstrom, and Projected Wave. When you use your Projected Barrier, you choose which effect to create.

Some Projected Barrier Effects require saving throws. When you use such an effect from this class, the DC equals your tech save DC.

If your barrier's hit points are reduced to 0, any Projected Barrier features immediately end.

### PROJECTED SPHERE

You create a protective spherical barrier in a 5-foot-radius sphere a point you can see within 30 feet that lasts until the start of your next turn. Creatures within the barrier have three-quarters cover from attacks originating from outside the barrier. You can maintain the barrier by spending an additional barrier hit point at the start of each of your turns (no action required).

### PROJECTED MAELSTROM

You create an unstable energy maelstrom in a 5-foot cube at a point you can see within 30 feet that lasts until the start of your next turn. A creature takes 4d4 energy damage when it enters the area for the first time on a turn or starts its turn there. You can maintain the barrier by spending an additional barrier hit point at the start of each of your turns (no action required).

This feature's damage increases by 1d4 when you reach 11th level (5d4) and 17th level (6d4).

### PROJECTED WAVE

You create a wave of barrier energy in a 15-foot cone. Each creature within the cone must make a Dexterity saving throw. On a failed save, a creature takes 2d6 energy damage and is pushed back to the edge of the cone. On a success, they take half damage and aren't pushed.

This feature's damage increases by 1d6 when you reach 11th level (3d6) and 17th level (4d6).

### REGENERATIVE SHIELDING

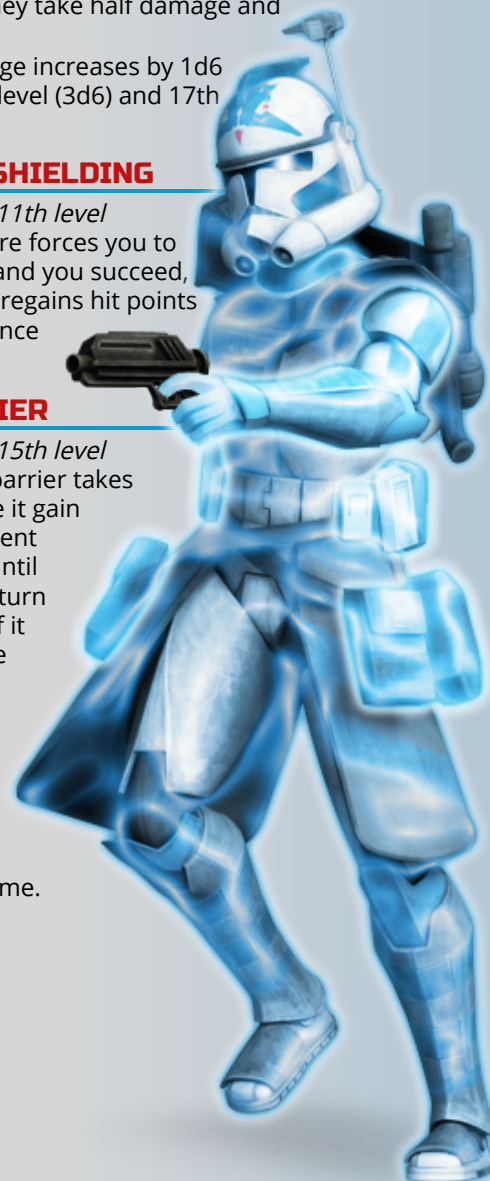
**Bulwark Technique:** 11th level

When a hostile creature forces you to make a saving throw and you succeed, your personal barrier regains hit points equal to your Intelligence modifier.

### ADAPTIVE BARRIER

**Bulwark Technique:** 15th level

When your personal barrier takes damage, you can have it gain resistance to subsequent damage of that type until the start of your next turn (no action required). If it takes damage of more than one type simultaneously, you can choose which type it gains resistance to. Your barrier can only have resistance to one type of damage at a time.





## HUNTER TECHNIQUE

Some scouts seek to master weapons to better protect civilization from the terrors of their enemies. Followers of the Hunter Technique learn specialized fighting techniques for use against the most dire threats, from an onslaught of soldiers to towering walkers.

### HUNTER'S PREY

*Hunter Technique: 3rd level*

You gain one of the following features of your choice.

#### COLOSSUS SLAYER

Your tenacity can wear down the most potent foes. When you hit a creature with a weapon attack, the creature takes an extra 1d8 damage if it's below its hit point maximum. You can deal this extra damage only once per turn, and this damage is the same type as the weapon's damage.

#### GIANT KILLER

When a Large or larger creature within 5 feet of you hits or misses you with an attack, you can use your reaction to attack that creature immediately after its attack, provided that you can see the creature.

#### HORDE BREAKER

Once on each of your turns when you make a weapon attack, you can make another attack with the same weapon against a different creature that is within 5 feet of the original target and within range of your weapon, no action required.

## MARK OF THE HUNTER

*Hunter Technique: 3rd level*

When you use your Ranger's Quarry feature, the first time you make a tech or weapon attack against the target of your Ranger's Quarry each turn, roll your Ranger's Quarry die and add it to the roll.

### DEFENSIVE TACTICS

*Hunter Technique: 7th level*

You gain one of the following features of your choice.

#### ESCAPE THE HORDE

Opportunity attacks against you are made with disadvantage.

#### MULTIATTACK DEFENSE

When a creature hits you with an attack, you gain a +4 bonus to AC against all subsequent attacks made by that creature for the rest of the turn.

#### STEEL WILL

You have advantage on saving throws against being frightened.

### MULTIATTACK

*Hunter Technique: 11th level*

You gain one of the following features of your choice.

#### VOLLEY

You can use your action to make a ranged attack against any number of creatures within 10 feet of a point you can see within your weapon's range. You must have ammunition for each target, as normal, and you make a separate attack roll for each target.

#### WHIRLWIND ATTACK

You can use your action to make melee attacks against any number of creatures within 5 feet of you, with a separate attack roll for each target.

### SUPERIOR HUNTER'S DEFENSE

*Hunter Technique: 15th level*

You gain one of the following features of your choice.

#### EVASION

When you are subjected to an effect that allows you to make a Dexterity saving throw to take only half damage, you instead take no damage if you succeed on a saving throw, and only half damage if you fail.

#### STAND AGAINST THE TIDE

When a hostile creature misses you with a melee attack, you can use your reaction to force that creature to repeat the same attack against another creature (other than itself) of your choice.

#### UNCANNY DODGE

When an attacker that you can see hits you with an attack, you can use your reaction to halve the attack's damage against you.



## SLAYER TECHNIQUE

Some scouts seek to learn the most about their foes and to capitalize on that knowledge. Followers of the Slayer Technique focus on identifying the strengths and weaknesses of their prey, taking advantage of that knowledge to vanquish their foes.

### BONUS PROFICIENCIES

*Slayer Technique: 3rd level*

You gain proficiency in heavy armor.

### SLAYER'S PRIDE

*Slayer Technique: 3rd level*

You have advantage on saving throws against being frightened.

### MARK OF THE SLAYER

*Slayer Technique: 3rd level*

You immediately learn if the target of your Ranger's Quarry feature has any damage immunities, resistances, or vulnerabilities and what they are. Additionally, the first time you hit the target of your Ranger's Quarry feature with a weapon attack each turn, it takes extra damage equal to your Ranger's Quarry Damage Die. The damage is of the same type as the weapon's damage.

### SUPERNATURAL DEFENSE

*Slayer Technique: 7th level*

Whenever the target of your Ranger's Quarry forces you to make a saving throw, or whenever you make an ability check to escape that targets grapple, you can use your reaction and roll your Ranger's Quarry Damage Die, adding it to the roll.

### NEMESIS

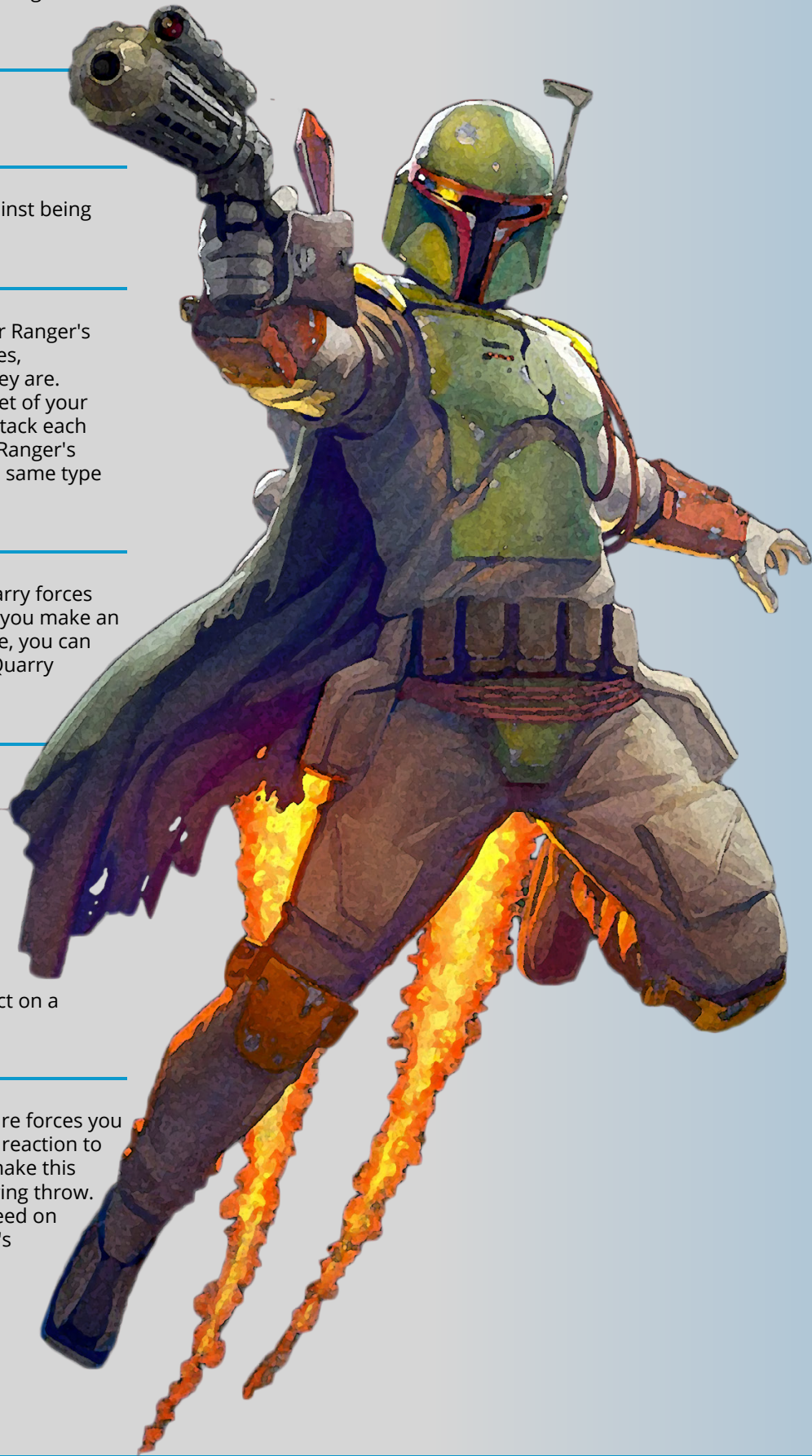
*Slayer Technique: 11th level*

When you score a critical hit or reduce a creature to 0 hit points on your turn, you can use your bonus action to force one creature of your choice that you can see within 30 feet of you to make a Wisdom saving throw against your tech save DC. On a failed save, a creature becomes frightened of you for 1 minute. At the end of each of the creature's turns it repeats this saving throw, ending the effect on a success.

### SLAYER'S COUNTER

*Slayer Technique: 15th level*

If the target of your Ranger's Quarry feature forces you to make a saving throw, you can use your reaction to make one weapon attack against it. You make this attack immediately before making the saving throw. If your attack hits, you automatically succeed on the saving throw, in addition to the attack's normal effects.





## STALKER TECHNIQUE

Some Scouts become consumed by the thrill of the hunt. Only heard and never seen they revel in the violence of battle. Followers of the Stalker Technique hone their abilities to track others utilizing a variety of techniques: camouflage, infiltration, surveillance, and target acquisition.

### ACCOMPLISHED AMBUSER

*Stalker Technique: 3rd level*

When you take the Attack action against a creature that is surprised, you can make one additional attack against that creature as a part of that action.

### MARK OF THE STALKER

*Stalker Technique: 3rd level*

While you are hidden from the target of your Ranger's Quarry feature, the first attack roll you make each round against that creature does not automatically reveal your presence to that creature. Make a Dexterity (Stealth) check contested by your target's Wisdom (Perception) check. On a success, you remain hidden. If you are less than 30 feet from your target, the Dexterity (Stealth) check is made with disadvantage.

### CONCEALMENT

*Stalker Technique: 7th level*

You've become adept at evading creatures that rely on darkvision. While in darkness, you are invisible to any creature that relies on darkvision to see you in that darkness.

Additionally, when you hit a creature with a ranged weapon attack while hidden, you can force that creature to make a Dexterity saving throw against your tech save DC. On a failed save, the creature's speed is reduced to 0 until the end of your next turn. You can use this feature a number of times equal to your Intelligence modifier (minimum of one). You regain all expended uses when you finish a short or long rest.

### STALKER'S FLURRY


*Stalker Technique: 11th level*

If you have advantage on a weapon attack against a target on your turn, you can forgo that advantage to immediately make an additional weapon attack against the same target as a bonus action.

### STALKER'S DODGE

*Stalker Technique: 15th level*

Whenever a creature attacks you and does not have advantage, you can use your reaction to impose disadvantage on the creature's attack roll against you. You can use this feature before or after the attack roll is made, but it must be used before the outcome of the roll is determined.





## SENTINEL

CLAD IN BLACK ROBES, THE RATTATAKI PULLS HIS HOOD FORWARD AND steps into the shadowy alcove, only to reappear further down the hall. As his quarry walks past, he presses the hilt of his lightsaber to the back of their head, quickly toggling it on-and-off. He is gone before the corpse hits the ground.

The togruta dashes across the battlefield, doublesaber deflecting blaster shots to the ground. She pulls her wounded padawan to her feet, and guides her away from the warzone.

Green-bladed lightsaber a blur, the cathar ferociously presses the attack. With each strike, she guides her opponent closer to the ravine's edge. A flurry of blows followed by a quick *force push* and her foe tumbles over the edge.

Sentinels are the masters of blending force powers with weapon attacks. They weave the two together so expertly that their foes have trouble predicting them.

## THE MIDDLE OF THE ROAD

The sentinel uses stealth and subterfuge to accomplish the will of the Force. Where the consular focuses on mastery of the Force and the guardian focuses on the mastery of the lightsaber, the sentinel focuses on merging the two.

## SOLITARY ACTION

Sentinels are notoriously independent, most comfortable acting alone and without backup; where some use a team to make up for their weaknesses, the sentinel uses the Force to overcome theirs. While some take this independent streak to the extreme, they are usually accepting of authority, as long as they are allowed to carry out directions using their preferred methods.



## CREATING A SENTINEL

While creating your sentinel, consider your personal philosophy in regards to the Force and its most famous practitioners – the Jedi and the Sith. Are you a member of one of the two orders, or do you walk a different path? Are you an operative tapping into a latent Force-sensitivity? Were you trained in the force from a young age, or did you discover it as an adult? How do you treat those weaker than you? What was your family like? Do you see the Force as light and dark, or an impartial river of gray?

## QUICK BUILD

You can make a sentinel quickly by following these suggestions. First, make Dexterity your highest ability score, followed by Wisdom or Charisma. Second, choose the Jedi or Sith background.

## THE SENTINEL

Level	Proficiency Bonus	Features	Force Powers Known	Force Points	Max Power Level	Kinetic Combat
1st	+2	Forcecasting, Led by the Force	7	3	1st	—
2nd	+2	Force-Empowered Self, Sentinel Ideals	9	6	1st	d4
3rd	+2	Sentinel Calling	11	9	2nd	d4
4th	+2	Ability Score Improvement	13	12	2nd	d4
5th	+3	Extra Attack	15	15	2nd	d6
6th	+3	Sentinel Ideals (three ideals)	17	18	3rd	d6
7th	+3	Calling feature	18	21	3rd	d6
8th	+3	Ability Score Improvement	19	24	3rd	d6
9th	+4	Sentinel Ideals (three manifestations)	21	27	4th	d8
10th	+4	Battle Readiness	22	30	4th	d8
11th	+4	Sentinel Ideals (four ideals)	24	33	5th	d8
12th	+4	Ability Score Improvement	25	36	5th	d8
13th	+5	Calling feature	26	39	5th	d10
14th	+5	—	28	42	6th	d10
15th	+5	Enlightened Evasion	29	45	6th	d10
16th	+5	Ability Score Improvement	30	48	6th	d10
17th	+6	Sentinel Ideals (four manifestations)	32	51	7th	d12
18th	+6	Calling feature	33	54	7th	d12
19th	+6	Ability Score Improvement	34	57	7th	d12
20th	+6	Center of the Force	35	60	7th	d12

## CLASS FEATURES

As a sentinel, you gain the following class features.

### HIT POINTS

**Hit Dice:** 1d8 per sentinel level

**Hit Points at 1st Level:** 8 + your Constitution modifier

**Hit Points at Higher Levels:** 1d8 (or 5) + your Constitution modifier per sentinel level after 1st

### PROFICIENCIES

**Armor:** Light armor

**Weapons:** Simple vibroweapons, simple lightweapons, chakram, doubleblade, doublesaber, doubleshoto, doublesword, hidden blade, lightfoil, light ring, saberwhip, vibrorapier, vibrowhip

**Tools:** One specialist's kit of your choice

**Saving Throws:** Dexterity, Charisma

**Skills:** Choose three from Acrobatics, Animal Handling, Insight, Intimidation, Perception, Persuasion, Piloting, Stealth, and Technology

### EQUIPMENT

You start with the following equipment, in addition to the equipment granted by your background:

- (a) two simple lightweapons or vibroweapons or (b) one martial lightweapon or vibroweapon with which you are proficient
- (a) a dungeoneer's pack or (b) an explorer's pack
- (a) a demolitions kit, (b) a security kit, or (c) a slicer's kit
- a combat suit and a light physical shield

### VARIANT: STARTING WEALTH

In lieu of the equipment granted by your class and background, you can elect to purchase your starting gear. If you do so, you receive no equipment from your class and background, and instead roll for your starting wealth using the criteria below:

Class	Funds
Sentinel	6d4 x 100 cr

## FORCECASTING

---

### *Sentinel: 1st level*

In your meditations on the force, you have learned powers, fragments of knowledge that imbue you with an abiding force ability. See chapter 10 for the general rules of forcecasting and chapter 11 for the force powers list.

### FORCE POWERS KNOWN

You learn 7 force powers of your choice, and you learn more at higher levels, as shown in the Force Powers Known column of the sentinel table. You may not learn a force power of a level higher than your Max Power Level, and you may learn a force power at the same time you learn its prerequisite.

### FORCE POINTS

You have a number of force points equal to your sentinel level x 3, as shown in the Force Points column of the sentinel table, + your Wisdom or Charisma modifier (your choice). You use these force points to cast force powers. You regain all expended force points when you finish a long rest.

### MAX POWER LEVEL

Many force powers can be overpowered, consuming more force points to create a greater effect. You can overpower these abilities to a maximum level, which increases at higher levels, as shown in the Max Power Level column of the sentinel table.

You may only cast force powers at 5th, 6th, and 7th-level once. You regain the ability to do so after a long rest.

### FORCECASTING ABILITY

Your forcecasting ability varies based on the alignment of the powers you cast. You use Wisdom for light side powers, Charisma for dark side powers, and Wisdom or Charisma for universal powers (your choice). You use this ability score modifier whenever a power refers to your forcecasting ability. Additionally, you use this ability score modifier when setting the saving throw DC for a force power you cast and when making an attack roll with one.

**Force save DC** = 8 + your proficiency bonus + your forcecasting ability modifier

**Force attack modifier** = your proficiency bonus + your forcecasting ability modifier

## LED BY THE FORCE

---

### *Sentinel: 1st level*

You can add half your proficiency bonus, rounded down, to any ability check you make that doesn't already include your proficiency bonus.

### FORCE-EMPOWERED SELF

---

#### *Sentinel: 2nd level*

Your training allows you to harness the mystical energy of the Force throughout your body. When you hit a creature with a melee weapon attack, you can spend 1 force point to use a Force-Empowered Self effect. Each effect uses a d4, which changes as you gain sentinel levels, as shown in the Kinetic Combat column of the

sentinel table. You have three such effects: Deflection, Double Strike, and Slow Time. You can only use each effect once per turn, and you can only use one effect per hit.

### DEFLECTION

You can roll a Kinetic Combat die and add it to your AC against one attack before the start of your next turn.

### DOUBLE STRIKE

You can roll a Kinetic Combat die and deal additional damage of the same type equal to the amount rolled.

### SLOW TIME

You can roll a Kinetic Combat die to increase your speed by 5 x the amount rolled until the end of your turn.

## SENTINEL IDEALS

---

### *Sentinel: 2nd, 6th, 9th, 11th, and 17th level*

You adopt ideals that exemplify your bond with the Force. You adopt two ideals of your choice, as detailed at the end of the class description. You adopt an additional ideal at 6th and 11th level.

You can manifest your ideals a combined total of twice. You gain an additional use at 9th and 17th level. You regain all expended uses when you finish a long rest.

## SENTINEL CALLING

---

### *Sentinel: 3rd, 7th, 13th, and 18th level*

You choose a sentinel calling, which is detailed at the end of the class description.

## ABILITY SCORE IMPROVEMENT

---

### *Sentinel: 4th, 8th, 12th, 16th, and 19th level*

You can increase one ability score by 2, or you can increase two ability scores by 1. You can't increase an ability score above 20 using this feature.

## EXTRA ATTACK

---

### *Sentinel: 5th level*

You can attack twice, instead of once, whenever you take the Attack action on your turn.

## BATTLE READINESS

---

### *Sentinel: 10th level*

You have fully learned how to meld your physical self with the Force. When you take the Dodge or Disengage actions, or use your action to cast a force power, you can make one melee weapon attack as a bonus action.

## ENLIGHTENED EVASION

---

### *Sentinel: 15th level*

When you are subjected to an effect that forces you to make a saving throw, you can spend 2 force points to add your Wisdom or Charisma modifier (your choice, minimum of one) to the saving throw if doesn't already include that modifier. If you do so, you instead take no damage if you succeed on the saving throw, and only half damage if you fail. You can wait until after you roll the d20 to use this feature, but you must decide before the GM says it succeeds or fails.



## CENTER OF THE FORCE

### *Sentinel: 20th level*

You are perfectly centered with the Force. Your Dexterity and Wisdom or Charisma scores (your choice) increase by 2. Your maximum for those scores increases by 2.

Additionally, once per turn, when you would roll a Kinetic Combat die, you can instead choose the maximum.

## SENTINEL IDEALS

The ideals are presented in alphabetical order. You can't benefit from a Sentinel Ideal option more than once, even if you later get to choose again.

### IDEAL OF THE AGILE

You gain a swimming speed and a climbing speed equal to your walking speed. When you make a long jump, you can cover a number of feet up to twice your Wisdom or Charisma score (your choice). When you make a high jump, you can leap a number of feet up into the air equal to 3 + twice your Wisdom or Charisma modifier (your choice).

Additionally, as a bonus action, you can manifest this ideal in a brief surge of energy. For the next minute, opportunity attacks against you are made with disadvantage.

### IDEAL OF THE ARTISAN

Choose one of your skill or tool proficiencies. When you make an ability check with the chosen skill or tool, you can add half your Wisdom or Charisma modifier (your choice, minimum of one) to any check you make that doesn't already include that modifier.

Additionally, as an action, you can manifest this ideal in a brief surge of energy. For the next 10 minutes, the bonus increases to your Wisdom or Charisma modifier, and you can choose a second skill or tool to extend this feature to.

### IDEAL OF THE CONTENDER

You can use Dexterity instead of Strength for the attack and damage rolls of your unarmed strikes, and your unarmed strike damage increases by one step (from 1 to d4, d4 to d6, or d6 to d8).

Additionally, as a bonus action, you can manifest this ideal in a brief surge of energy. For the next minute, your unarmed strikes count as enhanced for the purpose of overcoming resistance and immunity to unenhanced attacks and damage, and you can use your Wisdom or Charisma modifier (your choice) instead of Strength for checks made to grapple a target or escape a grapple.

### IDEAL OF THE FIGHTER

You adopt a particular style of fighting as your specialty. Choose one of the fighting style options, detailed in Chapter 6.

Additionally, as a bonus action, you can manifest this ideal in a brief surge of energy. For the next minute, you know the fighting mastery that corresponds with the fighting style you chose with this feature. If you already know that fighting mastery, you instead learn another of your choice for the duration.

### IDEAL OF THE HUNTER

You gain darkvision out to a range of 60 feet. If you already have darkvision, this ideal increases its range by 30 feet.

Additionally, as a bonus action, you can manifest this ideal in a brief surge of energy. For the next minute, you can see normally in enhanced darkness, and you gain blindsight to 10 feet.

### IDEAL OF THE STEADFAST

When you would make a melee weapon attack roll, you can instead force the target to make a Dexterity saving throw (DC = 8 + your bonus to attacks with the weapon). If you would have advantage on your attack roll, the creature instead has disadvantage on their saving throw, and if you would have disadvantage on your attack roll, the creature instead has advantage on their saving throw. On a failed save, the target takes normal weapon damage and is subjected to any additional effects that would occur on a hit.

Additionally, as a bonus action, you can manifest this ideal in a brief surge of energy. For the next minute, when a creature succeeds on the saving throw, they take half the normal weapon damage, and when a creature rolls a 1 on the saving throw, they treat the damage as if you had rolled the maximum.

### IDEAL OF THE TITAN

You gain proficiency in medium armor.

Additionally, as a bonus action, you can manifest this ideal in a brief surge of energy. For the next minute, you have advantage on ability checks and attack rolls that would forcefully move another creature, and the distance they would be moved increases by 5 feet.

### IDEAL OF THE TRANQUIL

When you finish a short or long rest, you gain a number of temporary force points equal to half your Wisdom or Charisma modifier (rounded up, your choice, minimum of one). When you would spend a force point while you have temporary force points, the temporary force points are spent first. All temporary force points are lost at the end of your next short or long rest.

Additionally, as an action, you can manifest this ideal in a brief surge of energy. You regain a number of force points equal to half your Wisdom or Charisma modifier (rounded up, your choice, minimum of one).

### IDEAL OF THE VIGOROUS

When you roll a Hit Die to regain hit points, you may use your Wisdom or Charisma modifier in place of your Constitution modifier when determining the number of hit points you regain.

Additionally, as an action, you can manifest this ideal in a brief surge of energy. You gain a number of temporary hit points equal to half your sentinel level (rounded down) + your Wisdom or Charisma modifier (your choice, minimum of one).

## SENTINEL CALLINGS

Different sentinels select different callings, called Paths, to follow as they hone their powers. Your calling grants you features at 3rd, 7th, 13th, and 18th level.

## PATH OF AGGRESSION

From the murky depths of the dark side comes seething fury. Those sentinels who follow the Path of Aggression charge their weapon with lightning, culminating in a massive discharge that can ravage their opponents.

### VOLTAIC SLASH

**Path of Aggression: 3rd level**

Starting when you choose this calling at 3rd level, you learn the *lightning charge* force power, which does not count against your total powers known. Additionally, you can use Wisdom or Charisma as your forcecasting ability for it, and you can use all three Force-Empowered Self options when you cast it as your action and hit the target. Finally, when you deal lightning damage with the *lightning charge* force power, you deal additional lightning damage equal to half your Wisdom or Charisma modifier (your choice, minimum of one) if it doesn't already include that modifier.

### THUNDEROUS MOMENTUM

**Path of Aggression: 3rd level**

Your stride becomes nigh unbreakable. You are immune to the shocked condition, and each slowed level only reduces your speed by 5 feet, unless it would reduce your speed to 0.

### ENTROPIC RUSH

**Path of Aggression: 7th level**

You've learned to move with speed and precision, discharging your lightning in a massive burst. When you move at least half your speed before casting *lightning charge*, you make the attack roll with advantage. Additionally, on a hit, the lightning can leap a second time, to a third creature within range or back to the first creature.

### LIVING CURRENT

**Path of Aggression: 13th level**

You've learned to channel the damage done to you to enhance your strikes. The first time you deal damage on your turn, if you took damage since the start of your last turn, you can deal additional lightning damage equal to your Kinetic Combat die + half the amount of damage taken (rounded down).

You can use this feature a number of times equal to your Wisdom or Charisma modifier (your choice, a minimum of once). You regain all expended uses when you finish a short or long rest.

### RETALIATORY STRIKE

**Path of Aggression: 18th level**

When a creature hits you with an attack while within 5 feet of you, you can use your reaction to cast the *lightning charge* force power, targeting them.







## PATH OF FOCUS

The ways of the Force can reveal themselves to a sentinel through intense concentration and, most importantly, focus. Those sentinels who follow the Path of Focus use debilitating bursts of lightsaber strikes and force powers to exhaust their foes, crushing any hopes they had of mounting an effective defense.

### FOCUSED BURST

#### *Path of Focus: 3rd level*

You learn the *burst* force power, which does not count against your total powers known. Additionally, you can use all three Force-Empowered Self options when you cast it as your action. If more than one creature would be affected, and you use your Double Strike feature, only one creature takes the additional damage. Finally, you add your Wisdom or Charisma modifier (your choice, minimum of +1) to damage rolls with it, and creatures that succeed on their saving throw take half damage, instead of none.

### BLADE DANCE

#### *Path of Focus: 3rd level*

When you deal damage to a creature within 5 feet of you, you can move up to 10 feet without provoking opportunity attacks.

### BLADE STORM

#### *Path of Focus: 7th level*

Your bursts become even more overwhelming. Once on your turn, when a creature takes damage from you twice, you can immediately make one additional attack against that creature (no action required). This attack uses your Kinetic Combat die instead of the weapon's damage die.

### FOCUSED FLOW

#### *Path of Focus: 13th level*

Whenever you use a Force-Empowered Self feature, you may instead expend no force points and roll a d4 in place of your Kinetic Combat die.

### MASTER STRIKE

#### *Path of Focus: 18th level*

At 18th level, your bursts can overpower even the fiercest of foes. Once on your turn, when a creature takes damage from you three times, you can force it to make a Constitution saving throw against your universal force save DC. On a failed save, it becomes stunned until the end of its next turn.



## PATH OF THE FORCEBLADE

Some few master their weapon in ways that differ from their peers. Those sentinels who follow the Path of the Forceblade channel the Force into their weapon, forming a unique connection that grants you greater control over the weapon; it becomes an extension of their will.

### PHASE THROW

*Path of the Forceblade: 3rd level*

You learn the *saber throw* force power, which does not count against your total powers known. Additionally, you no longer have disadvantage on the attack roll with it if you are within 5 feet of a hostile creature, and you can use all three Force-Empowered Self options when you cast it as your action and hit a target. Finally, when you hit a creature within with the *saber throw* force power, you deal additional damage equal to half your Wisdom or Charisma modifier (your choice, rounded up, minimum of +1) if it doesn't already include that modifier.

### FORCEBLADE BOND

*Path of the Forceblade: 3rd level*

You learn how to bond with a light- or vibro-weapon through the Force, making it part of you.

You perform the ritual over the course of 1 hour, which can be done during a short rest. The weapon must be within your reach throughout the ritual, at the conclusion of which you touch the weapon and forge the bond, gaining the following benefits:

- You can't be disarmed of that weapon while you are conscious.
- If the weapon is within 60 feet of you and you can see it, you can summon that weapon as a bonus action on your turn, causing it to travel instantly to you. If you have a free hand, you catch the weapon. Otherwise, it lands at your feet.
- You can use Wisdom or Charisma instead of Strength or Dexterity for the attack and damage rolls.

You can have two weapons bonded to you in this way at a time, and you can summon both of them to you with the same bonus action.

### TWIN SABER THROW

*Path of the Forceblade: 7th level*

When you cast *saber throw* while wielding your forceblade, you can attack the same target multiple times.

Additionally, when you deal damage to a creature within 30 feet of you with your forceblade, you can use your bonus action to teleport to within 5 feet of that creature and make a melee weapon attack against that creature. This attack uses your Kinetic Combat die instead of your weapon's damage die. You can use this feature a number of times equal to your Wisdom or Charisma modifier (a minimum of once). You regain all expended uses when you complete a long rest.

### DISRUPTIVE THROW

*Path of the Forceblade: 13th level*

When you are the target of a ranged attack, and the source is within range of your *saber throw* force power, you can use your reaction to throw your forceblade at the source of the attack. Make a ranged force attack. On a hit, this attack deals damage using your Kinetic Combat die instead of the weapon's damage die and you impose disadvantage on the triggering attack roll.

### FORCEBLADE MASTERY

*Path of the Forceblade: 18th level*

You've mastered controlling your forceblade with your mind, using it to keep your enemies at bay. As an action, you can telekinetically control your forceblade and have it strike any number of creatures within 10 feet of you, spending 1 force point per target. Each target must make a Dexterity saving throw (DC = 8 + your bonus to weapon attack rolls with that weapon). On a failed save, it takes damage using your Kinetic Combat die + half your sentinel level (rounded down), is pushed back 10 feet and knocked prone.



## PATH OF SHADOWS

In darkness, there is protection. Those sentinels who follow the Path of Shadows utilize a calculated plan, becoming masters of stealth and ambush who forgo the head-on attack for the vulnerable flank.

### DEAD SILENCE

*Path of Shadows: 3rd level*

You learn the *psychic charge* force power, which does not count against your total powers known. Additionally, you can use Wisdom or Charisma as your forcecasting ability for it, and you can use all three Force-Empowered Self options when you cast it as your action and hit the target. Finally, when you hit a creature with the *psychic charge* force power and the target tries to speak, it takes additional damage equal to your Wisdom or Charisma modifier (your choice, minimum of +1), and its voice does not produce sound until the end of your next turn.

### CLOAK OF SHADOWS

*Path of Shadows: 3rd level*

You can take the Hide action as a bonus action on your turn. Additionally, you can try to hide when you are lightly obscured from the creature from which you are hiding.

### SHADOW STRIKE

*Path of Shadows: 7th level*

You learn to strike from the shadows. Once per turn, you can deal an extra 1d6 damage to one creature you hit with an attack if you have advantage on the roll.

The extra damage increases to 2d6 at 11th level and 3d6 at 17th level.

### SHADOW STEP

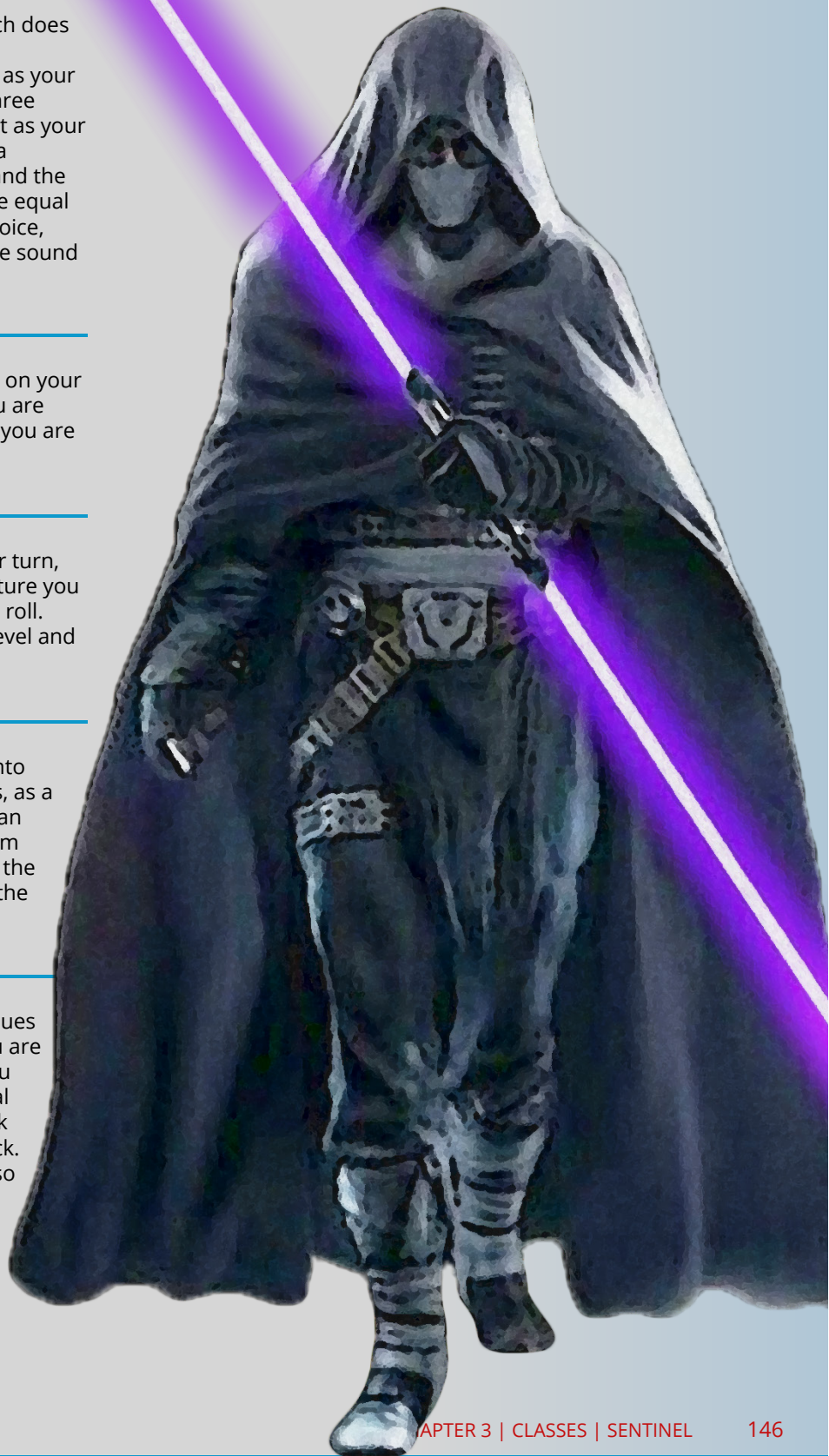
*Path of Shadows: 13th level*

You gain the ability to step from one shadow into another. While you are in dim light or darkness, as a bonus action you can teleport up to 60 feet to an unoccupied space you can see that is also in dim light or darkness. You then have advantage on the first melee attack you make before the end of the turn.

### SHADOW'S WRATH

*Path of Shadows: 18th level*

Your training has taught you advanced techniques while you maneuver in the shadows. While you are hidden from your target, the first attack roll you make each round does not automatically reveal your presence. Make a Dexterity (Stealth) check against your target's Wisdom (Perception) check. On a success, you remain hidden. If you are also invisible, you remain invisible.





## CHAPTER 4: PERSONALITY AND BACKGROUNDS

**C**HARACTERS ARE DEFINED BY MUCH MORE THAN THEIR SPECIES and class. They're individuals with their own stories, interests, connections, and capabilities beyond those that class and species define. This section expounds on the details that distinguish characters from one another, including the basics of name and physical description, the rules of backgrounds and languages, and the finer points of personality and alignment.

### CHARACTER DETAILS

Your character's name and physical description might be the first things that the other players at the table learn about you. It's worth thinking about how these characteristics reflect the character you have in mind.

#### NAME

Your character's species description includes sample names for members of that species. Put some thought into your name even if you're just picking one from a list.

#### SEX

You can play a male or female character without gaining any special benefits or hindrances. Think about how your character does or does not conform to the broader culture's expectations of sex, gender, and sexual behavior.

You don't need to be confined to binary notions of sex and gender. Some species believe in companionship that doesn't take into account gender. You could also play a female character who presents herself as a man or a man who feels trapped in a female body. Likewise, your character's sexual orientation is for you to decide.

#### HEIGHT AND WEIGHT

You can decide your character's height and weight, using the information provided in your species description. Think about what your character's ability scores might say about his or her height and weight. A weak but agile character might be thin. A strong and Durable character might be tall or heavy.

You can also roll randomly for your character's height and weight using that species's Physical Characteristics table, as shown above. The first dice roll given in the second column determines the character's extra height (in inches) beyond the base height. That same number multiplied by the second dice roll or quantity given in the second column determines the character's extra weight (in pounds) beyond the base weight.

For example, as a human, Obi-Wan has a height of 4 feet 8 inches plus 2d10 inches. We roll 2d10 and gets a total of 12, so Obi-Wan stands 5 feet 8 inches tall. Then we use that same roll of 12 and multiplies it by 2d4 pounds. His 2d4 roll is 3, so Obi-Wan weighs an extra 36 pounds (12x3) on top of his base 110 pounds, for a total of 146 pounds.

### HUMAN

#### PHYSICAL CHARACTERISTICS

<i>Height</i>	4'8"	+2d10"
<i>Weight</i>	110 lb.	x(2d4) lb.

#### OTHER PHYSICAL CHARACTERISTICS

You choose your character's age and the color of his or her hair, eyes, and skin. To add a touch of distinctiveness, you might want to give your character an unusual or memorable physical characteristic, such as a scar, a limp, or a tattoo.

#### ALIGNMENT

A typical creature in the galaxy has an alignment, which broadly describes its moral and personal attitudes. Alignment is a combination of two factors: one identifies morality, and is typically defined in terms of the Force: (light, dark, or balanced), and the other describes attitudes toward society and order (lawful, chaotic, or neutral). Thus, nine distinct alignments define the possible combinations.

These brief summaries describe the typical behavior of a creature with that alignment. Individuals might vary significantly from that typical behavior, and few people are perfectly and consistently faithful to the precepts of their alignment.

You can pick your alignment or roll to determine it randomly. Roll separately for Morality and Society.

##### d6 Morality

- 1-2 **Light:** Usually the needs of others outweigh my own, (...)
- 3-4 **Dark:** Usually my needs outweigh others', (...)
- 5-6 **Balanced:** Usually circumstances dictate whose needs are more important, (...)

##### d6 Society

- 1-2 **Lawful:** (...) but the means are as important as the end.
- 3-4 **Chaotic:** (...) but the ends justify the means.
- 5-6 **Neutral:** (...) but either the ends or the means may be more important, depending.

#### ALIGNMENT IN THE GALAXY

For many thinking creatures, alignment is a moral choice. Humans and ugnauts can choose whether to follow the paths of darkness or light, of law or chaos. Lanniks tend to follow the light side, while sith purebloods tend toward the dark. Chiss are lawful, while aqualish are often chaotic.



## LANGUAGES

Your species indicates the languages your character can speak by default, and your background might give you access to one or more additional languages of your choice. Note these languages on your character sheet.

Choose your languages based on the species you commonly interact with. If you have a wookiee sidekick, you might understand—if not speak—Shyriiwook. Alternatively, if you commonly trade with Jawas, you might speak Jawaese.

A list of the most commonly spoken languages of *Star Wars* can be found below in the Common Languages table.

### Common Languages

Binary	Ithorese
Bith	Jawaese
Bothese	Kel Dor
Catherese	Mon Cal
Cerean	Nautila
Cheunh	Rodese
Devaronese	Shyriiwook
Dosh	Sith
Durese	Sriluurian
Ewokese	Togruti
Galactic Basic	Tusken
Gamorrese	Twileki
Gungan	Zabraki
Huttese	

## PERSONAL CHARACTERISTICS

Fleshing out your character's personality—the array of traits, mannerisms, habits, beliefs, and flaws that give a person a unique identity—will help you bring him or her to life as you play the game. Four categories of characteristics are presented here: personality traits, ideals, bonds, and flaws. Beyond those categories, think about your character's favorite words or phrases, ticks and habitual gestures, vices and pet peeves, and whatever else you can imagine.

Each background presented later in this chapter includes suggested characteristics that you can use to spark your imagination. You're not bound to those options, but they're a good starting point.

### PERSONALITY TRAITS

Give your character two personality traits. Personality traits are small, simple ways to help you set your character apart from every other character. Your personality traits should tell you something interesting and fun about your character. They should be self-descriptions that are specific about what makes your character stand out. "I'm smart" is not a good trait, because it describes a lot of characters. "I've read every book I can get my hands on" tells you something specific about your character's interests and disposition.

Personality traits might describe the things your character likes, his or her past accomplishments, things your character dislikes or fears, your character's self-attitude or mannerisms, or the influence of his or her ability scores.

A useful place to start thinking about personality traits is to look at your highest and lowest ability scores and define one trait related to each. Either one could be positive or negative: you might work hard to overcome a low score, for example, or be cocky about your high score.

### IDEALS

Describe one ideal that drives your character. Your ideals are the things that you believe in most strongly, the fundamental moral and ethical principles that compel you to act as you do. Ideals encompass everything from your life goals to your core belief system.

Ideals might answer any of these questions: What are the principles that you will never betray? What would prompt you to make sacrifices? What drives you to act and guides your goals and ambitions? What is the single most important thing you strive for?

You can choose any ideals you like, but your character's alignment is a good place to start defining them. Each background in this chapter includes six suggested ideals. Five of them are linked to aspects of alignment: dark, light, or neutral. The last one has more to do with the particular background than with moral or ethical perspectives.

### BONDS

Create one bond for your character. Bonds represent a character's connections to people, places, and events in the world. They tie you to things from your background. They might inspire you to heights of heroism, or lead you to act against your own best interests if they are threatened. They can work very much like ideals, driving a character's motivations and goals.

Bonds might answer any of these questions: Whom do you care most about? To what place do you feel a special connection? What is your most treasured possession?

Your bonds might be tied to your class, your background, your species, or some other aspect of your character's history or personality. You might also gain new bonds over the course of your adventures.

### FLAWS

Finally, choose a flaw for your character. Your character's flaw represents some vice, compulsion, fear, or weakness—in particular, anything that someone else could exploit to bring you to ruin or cause you to act against your best interests. More significant than negative personality traits, a flaw might answer any of these questions: What enrages you? What's the one person, concept, or event that you are terrified of? What are your vices?

## INSPIRATION

Inspiration is a rule the game master can use to reward you for playing your character in a way that's true to his or her personality traits, ideal, bond, and flaw. By using inspiration, you can draw on your personality trait of compassion for the downtrodden to give you an edge in negotiating with the Beggar Prince. Or inspiration can let you call on your bond to the defense of your home village to push past the effect of a power that has been laid on you.

### GAINING INSPIRATION

Your GM can choose to give you inspiration for a variety of reasons. Typically, GMs award it when you play out your personality traits, give in to the drawbacks presented by a flaw or bond, and otherwise portray your character in a compelling way. Your GM will tell you how you can earn inspiration in the game.

You either have inspiration or you don't - you can't stockpile multiple "inspirations" for later use.

### USING INSPIRATION

If you have inspiration, you can expend it when you make an attack roll, saving throw, or ability check. Spending your inspiration gives you advantage on that roll.

Additionally, if you have inspiration, you can reward another player for good roleplaying, clever thinking, or simply doing something exciting in the game. When another player character does something that really contributes to the story in a fun and interesting way, you can give up your inspiration to give that character inspiration.

## BACKGROUNDS

Every story has a beginning. Your character's background reveals where you came from, how you became an adventurer, and your place in the world. Your fighter might have been a pit fighter or a grizzled soldier. Your consular could have been a student or an envoy. Your operative might have gotten by as a government agent or commanded audiences as an entertainer.

Choosing a background provides you with important story cues about your character's identity. The most important question to ask about your background is what changed? Why did you stop doing whatever your background describes and start adventuring? Where did you get the money to purchase your starting gear, or, if you come from a wealthy background, why don't you have more money? How did you learn the skills of your class? What sets you apart from ordinary people who share your background?

The sample backgrounds in this chapter provide both concrete benefits (features, proficiencies, and languages) and roleplaying suggestions.

## PROFICIENCIES

Each background gives a character proficiency in two skills. Skills are described in chapter 7.

In addition, most backgrounds give a character proficiency with one or more tools. Tools and tool proficiencies are detailed in chapter 5.

If a character would gain the same proficiency from two different sources, he or she can choose a different proficiency of the same kind (skill or tool) instead.

## LANGUAGES

Some backgrounds also allow characters to learn additional languages beyond those given by species. See "Languages" earlier in this chapter.

## EQUIPMENT

Each background provides a package of starting equipment. If you use the optional rule from chapter 5 to spend coin on gear, you do not receive the starting equipment from your background.

## BACKGROUND FEAT

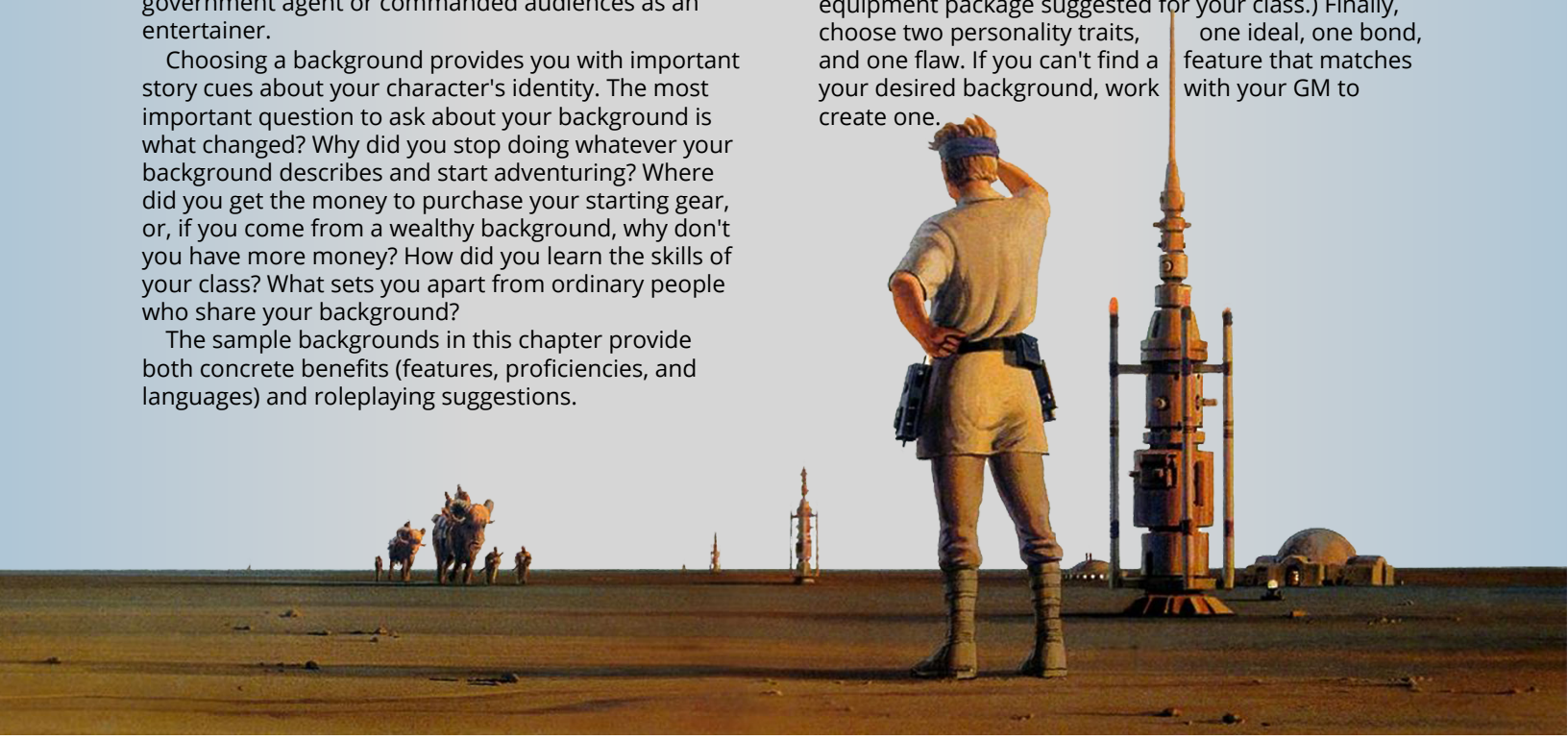
Each background gives a character a starting feat. Feats are described in chapter 6.

## SUGGESTED CHARACTERISTICS

A background contains suggested personal characteristics based on your background. You can pick characteristics, roll dice to determine them randomly, or use the suggestions as inspiration for characteristics of your own creation.

## CUSTOMIZING A BACKGROUND

You might want to tweak some of the features of a background so it better fits your character or the campaign setting. To customize a background, you can replace one feature with any other one, choose any two skills, a total of two tool proficiencies or languages, and a background feat from the sample backgrounds. You can either use the equipment package from your background or spend coin on gear as described in chapter 5. (If you spend credits, you can't also take the equipment package suggested for your class.) Finally, choose two personality traits, one ideal, one bond, and one flaw. If you can't find a feature that matches your desired background, work with your GM to create one.



## AGENT

Many organizations active in the galaxy aren't bound by strictures of geography. These factions pursue their agendas without regard for political boundaries, and their members operate anywhere the organization deems necessary. These groups employ listeners, rumormongers, smugglers, mercenaries, cache-holders (people who guard caches of wealth or items for use by the faction's operatives), haven keepers, and message drop minders, to name a few. At the core of every faction are those who don't merely fulfill a small function for that organization, but who serve as its hands, head, and heart. As a prelude to your adventuring career (and in preparation for it), you served as an agent of a particular faction. You might have operated openly or secretly, depending on the faction and its goals, as well as how those goals mesh with your own. Becoming an adventurer doesn't necessarily require you to relinquish membership in your faction (though you can choose to do so), and it might enhance your status in the faction.

**Skill Proficiencies:** Choose two from Deception, Investigation, Lore, and Persuasion

**Languages:** Two of your choice

**Equipment:** Badge or emblem of your faction, a copy of a seminal faction text (or a code-book for a covert faction), a set of common clothes, and a pouch containing 150 cr

### FEATURE: SAFE HAVEN

As a faction agent, you have access to a secret network of supporters and operatives who can provide assistance on your adventures. You know a set of secret signs and passwords you can use to identify such operatives, who can provide you with access to a hidden safe house, free room and board, or assistance in finding information. These agents never risk their lives for you or risk revealing their true identities.

### BACKGROUND FEAT

As a further embodiment of the experience and training of your background, you can choose from the following feats:

d8	Feat	d8	Feat
1	Silver-Tongued	5	Linguist
2	Investigator	6	Alert
3	Loremaster	7	Observant
4	Charmer	8	Practiced

### SUGGESTED CHARACTERISTICS

Agents are shaped by their experience in their faction's communities. Their study of the history and tenets of their faction and their relationships to it affect their mannerisms and ideals. Their flaws might be some hidden hypocrisy or heretical idea, or an ideal or bond taken to an extreme.

#### d8 Personality Trait

- 1 I idolize a particular hero of my faction, and constantly refer to that person's deeds and example.
- 2 I can find common ground between the fiercest enemies, empathizing with them and always working towards peace.
- 3 I see omens in every event and action.
- 4 Nothing can shake my optimistic attitude.
- 5 I quote (or misquote) sacred texts and proverbs in almost every situation.
- 6 I am tolerant (or intolerant) of other factions and respect (or condemn) them.
- 7 I've enjoyed fine food, drink, and high society among my faction's elite. Rough living grates on me.
- 8 I have little practical experience dealing with people in the world.

#### d6 Ideal

- 1 **Tradition.** The ancient traditions of worship and sacrifice must be preserved and upheld. (Lawful)
- 2 **Charity.** I always try to help those in need, no matter what the personal cost. (Light)
- 3 **Change.** We must help bring about the changes the gods are constantly working in the world. (Chaotic)
- 4 **Power.** I hope to one day rise to the top of my faith's religious hierarchy. (Lawful)
- 5 **Faith.** I trust that my leader will guide my actions, I have faith that if I work hard, things will go well. (Lawful)
- 6 **Aspiration.** I seek to prove myself worthy of my leader's favor by matching my actions against his or her teachings. (Any)

#### d6 Bond

- 1 I would die to recover an artifact of my faction that was lost long ago.
- 2 I will someday get revenge on the corrupt faction hierarchy who branded me a heretic.
- 3 I owe my life to the faction member who took me in when my parents died.
- 4 Everything I do is for the common people.
- 5 I will do anything to protect the faction where I served.
- 6 I seek to preserve a sacred text that my enemies consider heretical and seek to destroy.

#### d6 Flaw

- 1 I judge others harshly, and myself even more severely.
- 2 I put too much trust in those who wield power within my faction's hierarchy.
- 3 My piety sometimes leads me to blindly trust those that profess faith in my faction.
- 4 I am inflexible in my thinking.
- 5 I am suspicious of strangers and expect the worst of them.
- 6 Once I pick a goal, I become obsessed with it to the detriment of everything else in my life.



## BOUNTY HUNTER

Before you became an adventurer, your life was already full of conflict and excitement, because you made a living tracking down people for pay. Unlike some people who collect bounties, though, you aren't a savage who follows quarry into or through the wilderness. You're involved in a lucrative trade, in the place where you live, that routinely tests your skills and survival instincts. What's more, you aren't alone, as a bounty hunter in the wild would be: you routinely interact with both the criminal subculture and other bounty hunters, maintaining contacts in both areas to help you succeed.

You might be a cunning thief-catcher, prowling the rooftops to catch one of the myriad burglars of the city. Perhaps you are someone who has your ear to the street, aware of the doings of street gangs. You might be a "velvet mask" bounty hunter, one who blends in with high society and noble circles in order to catch the criminals that prey on the rich, whether pickpockets or con artists. As a member of an adventuring party, you might find it more difficult to pursue a personal agenda that doesn't fit with the group's objectives - but on the other hand, you can take down much more formidable targets with the help of your companions.

**Skill Proficiencies:** Choose two from Deception, Insight, Persuasion, and Stealth

**Tool Proficiencies:** Your choice of demolitions kit, security kit, or slicer's kit

**Languages:** One of your choice

**Equipment:** A set of clothes appropriate to your duties, a set of binders, and a pouch containing 200 cr

### FEATURE: EAR TO THE GROUND

You are in frequent contact with people in the segment of society that your chosen quarries move through. These people might be associated with the criminal underworld, the rough-and-tumble folk of the streets, or members of high society. This connection comes in the form of a contact in any city you visit, a person who provides information about the people and places of the local area.

### BACKGROUND FEAT

As a further embodiment of the experience and training of your background, you can choose from the following feats:

d8	Feat	d8	Feat
1	Silver-Tongued	5	Specialist
2	Empathic	6	Linguist
3	Charmer	7	Alert
4	Stealthy	8	Athlete

### SUGGESTED CHARACTERISTICS

Your bond might involve other bounty hunters or the organizations or individuals that employ you. Your ideal could be associated with your determination always to catch your quarry or your desire to maintain your reputation for being dependable.

### d8 Personality Trait

- 1 I always have a plan for what to do when things go wrong.
- 2 I am always calm, no matter what the situation. I never raise my voice or let my emotions control me.
- 3 The first thing I do in a new place is note the locations of everything valuable – or where such things could be hidden.
- 4 I would rather make a new friend than a new enemy.
- 5 I am incredibly slow to trust. Those who seem the fairest often have the most to hide.
- 6 I don't pay attention to the risks in a situation. Never tell me the odds.
- 7 The best way to get me to do something is to tell me I can't do it.
- 8 I blow up at the slightest insult.

### d6 Ideal

- 1 **Honor.** I don't steal from others in the trade. (Lawful)
- 2 **Freedom.** Chains are meant to be broken, as are those who would forge them. (Chaotic)
- 3 **Charity.** I steal from the wealthy so that I can help people in need. (Light)
- 4 **Greed.** I will do whatever it takes to become wealthy. (Dark)
- 5 **People.** I'm loyal to my friends, not to any ideals, and everyone else can jog on for all I care. (Neutral)
- 6 **Redemption.** There's a spark of good in everyone. (Light)

### d6 Bond

- 1 I'm trying to pay off an old debt I owe to a generous benefactor.
- 2 My ill-gotten gains go to support my family.
- 3 Something important was taken from me, and I aim to steal it back.
- 4 I will become the greatest thief that ever lived.
- 5 I'm guilty of a terrible crime. I hope I can redeem myself for it.
- 6 Someone I loved died because of a mistake I made. That will never happen again.

### d6 Flaw

- 1 When I see something valuable, I can't think about anything but how to steal it.
- 2 When faced with a choice between money and my friends, I usually choose the money.
- 3 If there's a plan, I'll forget it. If I don't forget it, I'll ignore it.
- 4 I have a "tell" that reveals when I'm lying.
- 5 I turn tail and run when things look bad.
- 6 An innocent person is in prison for a crime that I committed. I'm okay with that.

## CRIMINAL

You are an experienced criminal with a history of breaking the law. You have spent a lot of time among other criminals and still have contacts within the criminal underworld. You're far closer than most people to the world of murder, theft, and violence that pervades the underbelly of civilization, and you have survived up to this point by flouting the rules and regulations of society.

**Skill Proficiencies:** Choose two from Deception, Intimidation, Sleight of Hand, and Stealth

**Tool Proficiencies:** One type of gaming set, your choice of demolitions kit, security kit, or slicer's kit

**Equipment:** A set of common clothes with a hood, a gaming set (one of your choice), and a belt pouch containing 150 cr

### CRIMINAL SPECIALTY

Individual criminals often have particular specialties, whether a part of an organization or a solo endeavor. Choose the role you played in your criminal life, or roll on the table below.

d8	Specialty	d8	Specialty
1	Blackmailer	5	Highway robber
2	Burglar	6	Hired killer
3	Enforcer	7	Pickpocket
4	Fence	8	Thug

### FEATURE: CRIMINAL CONTACT

You have a reliable and trustworthy contact who acts as your liaison to a network of other criminals. You know how to get messages to and from your contact, even over great distances; specifically, you know the local messengers, corrupt caravan masters, and seedy sailors who can deliver messages for you.

### BACKGROUND FEAT

As a further embodiment of the experience and training of your background, you can choose from the following feats:

d8	Feat	d8	Feat
1	Silver-Tongued	5	Competitor
2	Threatening	6	Specialist
3	Quick-Fingered	7	Feigned Confidence
4	Stealthy	8	Observant

### SUGGESTED CHARACTERISTICS

Criminals might seem like villains on the surface, and many of them are villainous to the core. But some have an abundance of endearing, if not redeeming, characteristics. There might be honor among thieves, but criminals rarely show any respect for law or authority.

### d8 Personality Trait

- 1 I always have a plan for what to do when things go wrong.
- 2 I am always calm, no matter what the situation. I never raise my voice or let my emotions control me.
- 3 The first thing I do in a new place is note the locations of everything valuable – or where such things could be hidden.
- 4 I would rather make a new friend than a new enemy.
- 5 I am incredibly slow to trust. Those who seem the fairest often have the most to hide.
- 6 I don't pay attention to the risks in a situation. Never tell me the odds.
- 7 The best way to get me to do something is to tell me I can't do it.
- 8 I blow up at the slightest insult.

### d6 Ideal

- 1 **Honor.** I don't steal from others in the trade. (Lawful)
- 2 **Freedom.** Chains are meant to be broken, as are those who would forge them. (Chaotic)
- 3 **Charity.** I steal from the wealthy so that I can help people in need. (Light)
- 4 **Greed.** I will do whatever it takes to become wealthy. (Dark)
- 5 **People.** I'm loyal to my friends, not to any ideals, and everyone else can take a trip down the Styx for all I care. (Neutral)
- 6 **Redemption.** There's a spark of good in everyone. (Light)

### d6 Bond

- 1 I'm trying to pay off an old debt I owe to a generous benefactor.
- 2 My ill-gotten gains go to support my family.
- 3 Something important was taken from me, and I aim to steal it back.
- 4 I will become the greatest thief that ever lived.
- 5 I'm guilty of a terrible crime. I hope I can redeem myself for it.
- 6 Someone I loved died because of a mistake I made. That will never happen again.

### d6 Flaw

- 1 When I see something valuable, I can't think about anything but how to steal it.
- 2 When faced with a choice between money and my friends, I usually choose the money.
- 3 If there's a plan, I'll forget it. If I don't forget it, I'll ignore it.
- 4 I have a "tell" that reveals when I'm lying.
- 5 I turn tail and run when things look bad.
- 6 An innocent person is in prison for a crime that I committed. I'm okay with that.

## ENTERTAINER

You thrive in front of an audience, knowing how to entrance them, entertain them, and even inspire them. Your poetics can stir the hearts of those who hear you, awakening grief or joy, laughter or anger. Your music raises their spirits or captures their sorrow. Your dance steps captivate, your humor cuts to the quick. Whatever techniques you use, your art is your life.

**Skill Proficiencies:** Choose two from Acrobatics, Insight, Performance, and Sleight of Hand

**Tool Proficiencies:** Disguise kit, one type of musical instrument

**Equipment:** A musical instrument (one of your choice), the favor of an admirer (love letter, lock of hair, or trinket), a costume, and a belt pouch containing 150 cr

### ENTERTAINER ROUTINES

A good entertainer is versatile, spicing up every performance with a variety of different routines. Choose one to three routines or roll on the table below to define your expertise as an entertainer.

d10	Entertainer Routine	d10	Entertainer Routine
1	Actor	6	Instrumentalist
2	Dancer	7	Poet
3	Fire-eater	8	Singer
4	Jester	9	Storyteller
5	Juggler	10	Tumbler

### FEATURE: BY POPULAR DEMAND

You can always find a place to perform, usually in an inn or cantina but possibly with a circus, at a theater, or even in a noble's court. At such a place, you receive free lodging and food of a modest or comfortable standard (depending on the quality of the establishment), as long as you perform each night. In addition, your performance makes you something of a local figure. When strangers recognize you in a town where you have performed, they typically take a liking to you.

### BACKGROUND FEAT

As a further embodiment of the experience and training of your background, you can choose from the following feats:

d8	Feat	d8	Feat
1	Acrobat	5	Specialist
2	Empathic	6	Entertainer
3	Performer	7	Practiced
4	Quick-Fingered	8	Actor

### SUGGESTED CHARACTERISTICS

Successful entertainers have to be able to capture and hold an audience's attention, so they tend to have flamboyant or forceful personalities. They're inclined toward the romantic and often cling to high-minded ideals about the practice of art and the appreciation of beauty.

### d8 Personality Trait

- 1 I know a story relevant to almost every situation.
- 2 Whenever I come to a new place, I collect local rumors and spread gossip.
- 3 I'm a hopeless romantic, always searching for that "special someone."
- 4 Nobody stays angry at me or around me for long, since I can defuse any amount of tension.
- 5 I love a good insult, even one directed at me.
- 6 I get bitter if I'm not the center of attention.
- 7 I'll settle for nothing less than perfection.
- 8 I change my mood or my mind as quickly as I change key in a song.

### d6 Ideal

- 1 **Beauty.** When I perform, I make the world better than it was. (Light)
- 2 **Tradition.** The stories, legends, and songs of the past must never be forgotten, for they teach us who we are. (Lawful)
- 3 **Creativity.** The world is in need of new ideas and bold action. (Chaotic)
- 4 **Greed.** I'm only in it for the money and fame. (Dark)
- 5 **People.** I like seeing the smiles on people's faces when I perform. That's all that matters. (Neutral)
- 6 **Honesty.** Art should reflect the soul; it should come from within and reveal who we really are. (Any)

### d6 Bond

- 1 My instrument is my most treasured possession, and it reminds me of someone I love.
- 2 Someone stole my precious instrument, and someday I'll get it back.
- 3 I want to be famous, whatever it takes.
- 4 I idolize a hero of the old tales and measure my deeds against that person's.
- 5 I will do anything to prove myself superior to my hated rival.
- 6 I would do anything for the other members of my old troupe.

### d6 Flaw

- 1 I'll do anything to win fame and renown.
- 2 I'm a sucker for a pretty face.
- 3 A scandal prevents me from ever going home again. That kind of trouble seems to follow me around.
- 4 I once satirized a noble who still wants my head. It was a mistake that I will likely repeat.
- 5 I have trouble keeping my true feelings hidden. My sharp tongue lands me in trouble.
- 6 Despite my best efforts, I am unreliable to my friends.



## FORCE ADEPT

You are keenly attuned to the flow of the mysterious energy field known as the Force. With proper training, you could learn to consciously sense and manipulate that energy further. As it is, you may appear to have heightened senses, extremely quick reflexes, an intuitive understanding of others, or an uncanny ability to persuade people to your way of thinking. Your powers may have lain dormant for a long time, perhaps you felt something inside of you but never knew what it was. Perhaps your abilities were awoken by a strong encounter with another force-sensitive with the powers of the Force, or an object associated with the Force, such as a lightsaber.

**Skill Proficiencies:** Choose two from Deception, Insight, Perception, and Persuasion

**Tool Proficiencies:** Two of your choice of artisan's implements, gaming sets, or musical instruments

**Equipment:** A set of common clothes, a sturdy knife, and a belt pouch containing 150 cr

### FEATURE: GUIDED BY THE FORCE

When you attempt to learn a piece of knowledge, you often instinctively know where or from whom you can obtain it. Usually, this information comes from a seemingly random person, book, or data file. Your GM might rule that the knowledge you seek is secreted away in an almost inaccessible place, or that it simply cannot be found.

### BACKGROUND FEAT

As a further embodiment of the experience and training of your background, you can choose from the following feats:

d8	Feat	d8	Feat
1	Silver-Tongued	5	Crafter
2	Empathic	6	Competitor
3	Perceptive	7	Entertainer
4	Charmer	8	Force-Sensitive

### SUGGESTED CHARACTERISTICS

Force adepts can come from all walks of life and have varied life experiences. Often, though, there is an underlying influence that the Force has on the personalities of Force Adepts, especially once they begin to be conscious of their connection to the Force.

### d8 Personality Trait

- 1 I see omens in every event and action. The Force tries to speak to us, we just need to listen.
- 2 I am always calm, no matter what the situation. I never raise my voice or let my emotions control me.
- 3 The Force has chosen me for a greater purpose. I am destined for greatness.
- 4 I would rather make a new friend than a new enemy. We are all connected to each other.
- 5 I've always been good at everything and things come to me naturally, but I am proud of my accomplishments.
- 6 I don't pay attention to the risks in a situation. The odds are always in my favor.
- 7 The best way to get me to do something is to tell me I can't do it.
- 8 My emotions sometimes get the most of me, but they help me succeed.

### d6 Ideal

- 1 **Diligence.** I seek to prove myself worthy of the Force by matching my actions against the Jedi teachings. (Lawful)
- 2 **Change.** We must help bring about the changes the Force is constantly working in the world. (Chaotic)
- 3 **Redemption.** There's a spark of good in everyone. (Light)
- 4 **Power.** I will do whatever it takes to have power. (Dark)
- 5 **Faith.** I trust that the Force will guide my actions; I have faith that if I work hard, things will go well. (Neutral)
- 6 **Growth.** Self-improvement is an unending chore, but one that must be done. (Any)

### d6 Bond

- 1 I'm searching for instruction in the ways of the Force.
- 2 I am fully dedicated to the will of the Force. It leads and I follow.
- 3 I must return a relic to the temple it was taken from.
- 4 I will become the greatest user of the Force that ever lived.
- 5 I'm guilty of a terrible crime. I hope I can redeem myself for it.
- 6 Someone I loved died because of a mistake I made. That will never happen again.

### d6 Flaw

- 1 My faith in the Force sometimes leads me to blindly trust others that profess that same faith.
- 2 The Jedi and Sith worship the Force as a religion. I think they are idiots for worshipping a hammer.
- 3 I'm convinced of the significance of my destiny, and blind to my shortcomings and the risk of failure.
- 4 I have trouble trusting in my allies that don't share my connection to the Force.
- 5 I remember every insult I've received and nurse a silent resentment toward anyone who's ever wronged me.
- 6 Once I pick a goal, I become obsessed with it to the detriment of everything else in my life.

## GAMBLER

You are a skilled gambler who spends most of your time in casinos, bar rooms, and gambling dens. Are your activities legal, or do you break the law? Have you ever cheated in a game, or do you play by the rules? No matter what, your life has been one of excitement, chance, and danger.

**Skill Proficiencies:** Choose two from Deception, Insight, Intimidation, and Sleight of Hand

**Tool Proficiencies:** Two types of gaming sets

**Equipment:** A set of common clothes, a set of dice, a deck of playing cards, a lucky charm, and a belt pouch containing 100 cr.

### FEATURE: LET'S MAKE IT INTERESTING

You can convince nearly anyone to put up something they aren't normally willing to part with (property or information) in a game of chance. Your GM might rule that they will only agree to a game of their choosing, and they may only agree if they feel the odds are in their favor.

### BACKGROUND FEAT

As a further embodiment of the experience and training of your background, you can choose from the following feats:

d8	Feat	d8	Feat
1	Silver-Tongued	5	Competitor
2	Empathic	6	Keen Mind
3	Threatening	7	Observant
4	Quick-Fingered	8	Practiced

### SUGGESTED CHARACTERISTICS

Gambling is your passion, for better or for worse. Most gamblers see their vices as virtues, and overlook things in their pursuit of the rush.

### d8 Personality Trait

- 1 I like to impress everyone I meet with a simple trick or a quick joke.
- 2 I constantly make side bets on everything that happens around me.
- 3 No matter how high the stakes, I always appear calm.
- 4 I try to be unpredictable, so no one will know when I'm bluffing.
- 5 I never back down from a challenge.
- 6 I can't get satisfaction out of something if the stakes are too low.
- 7 I tend to make friends out of enemies, and enemies out of friends.
- 8 I prefer one game above all others.

### d6 Ideal

- 1 **Risk.** Nothing worth doing is ever a sure thing. (Chaotic)
- 2 **Victory.** Never make a bet unless you're sure you can win. (Lawful)
- 3 **Greed.** Anything that isn't mine soon will be. (Dark)
- 4 **Charity.** I share my winnings with the less fortunate. (Light)
- 5 **Surprise.** Life is a game worth playing, because you never know how the dice will land. (Any)
- 6 **Laziness.** Working is for chumps. (Any)

### d6 Bond

- 1 I owe a lot of money to the wrong kind of people.
- 2 I still keep the first coin I ever won. It's my good luck charm.
- 3 Most of my winnings go to my home.
- 4 Someday I will own my own casino.
- 5 I lost a large sum of money to a con artist; I seek to get it back.
- 6 I hide my gambling behind a normal life. My friends have no idea who I really am.

### d6 Flaw

- 1 I can't step away from the table when I'm losing.
- 2 I spend money faster than I can make it.
- 3 Everyone has a price. Mine happens to be pretty low.
- 4 I assume everyone is hiding something from me.
- 5 I tend to value money more than people.
- 6 I like to think I could drink anyone under the table, but I'm really a lightweight.

## INVESTIGATOR

Rarer than watch or patrol members are a community's investigators, who are responsible for solving crimes after the fact. Though such folk are seldom found in rural areas, nearly every settlement of decent size has at least one or two watch members who have the skill to investigate crime scenes and track down criminals.

**Skill Proficiencies:** Choose two from Insight, Investigation, Perception, and Survival

**Languages:** Two of your choice

**Equipment:** A uniform in the style of your unit and indicative of your rank, a horn with which to summon help, a set of binders, and a pouch containing 100 cr

### FEATURE: WATCHER'S EYE

Your experience in enforcing the law, and dealing with lawbreakers, gives you a feel for local laws and criminals. You can easily find the local outpost of the watch or a similar organization, and just as easily pick out the dens of criminal activity in a community, although you're more likely to be welcome in the former locations rather than the latter.

### BACKGROUND FEAT

As a further embodiment of the experience and training of your background, you can choose from the following feats:

d8	Feat	d8	Feat
1	Empathic	5	Linguist
2	Investigator	6	Alert
3	Perceptive	7	Observant
4	Survivalist	8	Keen Mind

### SUGGESTED CHARACTERISTICS

Years of service in the City Watch have led to the rigid discipline most often seen in military service. Working with your comrades has created a strong family bond and pride in your community.

### d8 Personality Trait

- 1 I'm always polite and respectful.
- 2 I'm haunted by memories of war. I can't get the images of violence out of my mind.
- 3 I've lost too many friends, and I'm slow to make new ones.
- 4 I'm full of inspiring and cautionary tales from my guard service relevant to almost every combat situation.
- 5 I can stare down a hell hound without flinching.
- 6 I enjoy being strong and like breaking things.
- 7 I have a crude sense of humor.
- 8 I face problems head-on. A simple, direct solution is the best path to success.

### d6 Ideal

- 1 **Greater Good.** Our lot is to lay down our lives in defense of others. (Light)
- 2 **Responsibility.** I do what I must and obey just authority. (Lawful)
- 3 **Independence.** When people follow orders blindly, they embrace a kind of tyranny. (Chaotic)
- 4 **Might.** In life as in war, the stronger force wins. (Dark)
- 5 **Live and Let Live.** Ideals aren't worth killing over or going to war for. (Neutral)
- 6 **Nation.** My city, nation, or people are all that matter. (Any)

### d6 Bond

- 1 I would still lay down my life for the people I served with.
- 2 Someone saved my life on the battlefield. To this day, I will never leave a friend behind.
- 3 My honor is my life.
- 4 I'll never forget the crushing defeat my company suffered or the enemies who dealt it.
- 5 Those who fight beside me are those worth dying for.
- 6 I fight for those who cannot fight for themselves.

### d6 Flaw

- 1 The monstrous enemy we faced in battle still leaves me quivering with fear.
- 2 I have little respect for anyone who is not a proven warrior.
- 3 I made a terrible mistake in battle cost many lives— and I would do anything to keep that mistake secret.
- 4 My hatred of my enemies is blind and unreasoning.
- 5 I obey the law, even if the law causes misery.
- 6 I'd rather eat my armor than admit when I'm wrong.



## JEDI

You are a devout follower of the Jedi Order: an ancient, monastic peacekeeping organization united in its observance of the light side of the Force. A noble order of protectors noted for their ability to tap into the power of the Force, the Jedi serve as guardians of peace and justice in the Galactic Republic. You follow the Jedi Code:

*"There is no emotion, there is peace.  
There is no ignorance, there is knowledge.  
There is no passion, there is serenity.  
There is no chaos, there is harmony.  
There is no death, there is the Force."*

**Skill Proficiencies:** Choose two from Insight, Investigation, Lore, and Persuasion

**Tool Proficiencies:** Artificer's tools

**Languages:** One of your choice

**Equipment:** A copy of the Jedi code, a set of common clothes including a robe, and a belt pouch containing 150 cr

### FEATURE: SHELTER OF THE FAITHFUL

As a Jedi, you command the respect of those who are loyal to the Jedi Order. You and your adventuring companions can expect to receive free healing and care at any Jedi temple, and those who support your religion will support you (but only you) at a modest lifestyle.

You might also have ties to a specific Jedi temple and have a residence there. This could be the temple where you trained, or a temple where you have found a new home. While near your temple, you can call upon the Jedi for assistance, provided the assistance you ask for is not hazardous and you remain in good standing with your temple.

### BACKGROUND FEAT

As a further embodiment of the experience and training of your background, you can choose from the following feats:

d8	Feat	d8	Feat
1	Empathic	5	Linguist
2	Investigator	6	Crafter
3	LOREMASTER	7	Healer
4	Charmer	8	Force-Sensitive

### SUGGESTED CHARACTERISTICS

Jedi are shaped by their experience in their temple. Their study of the history and tenets of the Jedi Order and their relationships to temples, shrines, or hierarchies affect their mannerisms and ideals. Their flaws might be some hidden hypocrisy or heretical idea, or an ideal or bond taken to an extreme.

### d8 Personality Trait

- 1 I idolize a particular Jedi, and constantly refer to that person's deeds and example.
- 2 I can find common ground between the fiercest enemies, empathizing with them and always working towards peace.
- 3 I see omens in every event and action. The Force tries to speak to us, we just need to listen
- 4 Nothing can shake my optimistic attitude.
- 5 I quote (or misquote) sacred Jedi texts and proverbs in almost every situation.
- 6 I am tolerant (or intolerant) of those who don't support the Jedi.
- 7 I've enjoyed fine food, drink, and high society. Rough living grates on me.
- 8 I've spent so long in the Jedi temple that I have little practical experience dealing with people in the world.

### d6 Ideal

- 1 **Tradition.** The ancient traditions of worship and sacrifice must be preserved and upheld. (Lawful)
- 2 **Charity.** I always try to help those in need, no matter what the personal cost. (Light)
- 3 **Change.** We must help bring about the changes the Force is constantly working in the world. (Chaotic)
- 4 **Power.** I hope to one day rise to the rank of Jedi Master. (Lawful)
- 5 **Faith.** I trust that the Force will guide my actions; I have faith that if I work hard, things will go well. (Lawful)
- 6 **Aspiration.** I seek to prove myself worthy of the Force by matching my actions against the Jedi teachings. (Any)

### d6 Bond

- 1 I would die to recover an ancient Jedi relic that was lost long ago.
- 2 I will someday get revenge on those who razed my temple.
- 3 I owe my life to the Jedi who took me in when my parents died.
- 4 Everything I do is for the common people.
- 5 I will do anything to protect the temple where I served.
- 6 I seek to preserve a sacred text that my enemies seek to destroy.

### d6 Flaw

- 1 I judge others harshly, and myself even more severely.
- 2 I put too much trust in those who wield power within my temple's hierarchy.
- 3 My piety sometimes leads me to blindly trust those that profess faith in the Force.
- 4 I am inflexible in my thinking.
- 5 I am suspicious of strangers and expect the worst of them.
- 6 Once I pick a goal, I become obsessed with it to the detriment of everything else in my life.

## MANDALORIAN

You are a child of Mandalore. As a member of the most renowned warrior culture in history, your people are known for being strong and hardy. Mandalorian culture is built around the honor and glory that come from victory in battle.

**Skill Proficiencies:** Choose two from Athletics, Intimidation, Piloting, and Survival

**Tool Proficiencies:** One set of artisan's implements

**Languages:** Mando'a

**Equipment:** A set of traveler's clothes, a trophy from a previous victory, and a pouch containing 200 cr

### MANDALORIAN CLAN

Mandalorian culture is built on the backbone of various clans. The clan you are a part of has its own history, allegiances, and feuds which shape your perspective. Choose an option or roll on the table below to determine your clan.

d8	Clan	d8	Clan
1	Vizsla	5	Wren
2	Fett	6	Lok
3	Kryze	7	Cadera
4	Ordo	8	Clanless

### FEATURE: CHILD OF MANDALORE

Other Mandalorians know, and will look out for you. If you're ever in need of a place to stay, or a meal to eat, other Mandalorians will help you as long as your clans aren't feuding. This could be in the form of shelters, meals, even healing. If the Mandalorians are of your clan or a clan friendly to you, they may be willing to help you even at cost to themselves.

### BACKGROUND FEAT

As a further embodiment of the experience and training of your background, you can choose from the following feats:

d8	Feat	d8	Feat
1	Brawny	5	Crafter
2	Threatening	6	Durable
3	Ace Pilot	7	Weapon Expert
4	Survivalist	8	Athlete

### SUGGESTED CHARACTERISTICS

Mandalorians are a meritocracy where birthplace, rank, status, and citizenship mean nothing. You are what you do. Mandalorians live by the Resol'nare (the "Six Actions"). As a true Mandalorian you should strive to live by this code as much as possible by remaining honorable. Your flaw(s) might consist of any dishonor you've committed, or even being too honorable.

### d8 Personality Trait

- 1 I try and bring my culture to outsiders.
- 2 I always put my clan first.
- 3 I follow the Resol'nare to the letter.
- 4 I love a good spar.
- 5 I enjoy traveling the galaxy.
- 6 I keep a small trophy on me to remind me of a past victory.
- 7 I view the force as dishonorable in combat.
- 8 I've seen the horrors of battle and try to prevent it.

### d6 Ideal

- 1 **Tradition** I live by my clan's ways, and will continue to do so. (Lawful)
- 2 **Power** I strive to be the best warrior, no matter who stands in my way. (Dark)
- 3 **Respect** I have earned the respect of many, and I intend to keep it. (Light)
- 4 **Freedom** I enjoy having the ability to do whatever I want. (Chaotic)
- 5 **Comradery** I'll put everything on the line for those dear to me. (Any)
- 6 **Aspiration** I'll succeed in my goals, it just takes time and effort. (Any)

### d6 Bond

- 1 I lost someone dear to me in battle, I will always honor them.
- 2 Honor is everything to me.
- 3 I will lay down my life for those beside me.
- 4 I must keep the traditions of my ancestors alive.
- 5 No matter where I go, Mandalore is my home.
- 6 In death, I will find glory.

### d6 Flaw

- 1 I look down on outsiders.
- 2 I have no respect for anyone who flees. Cowardice is unacceptable.
- 3 I don't see much use in talking, a blaster is all I need to make my point.
- 4 I stick to my traditions no matter what, even at the cost of others.
- 5 I retreated once, and I've regretted it ever since.
- 6 I value a victory regardless of the ethics behind the victory.

## MERCENARY

As a sell-sword who fought battles for coin, you're well acquainted with risking life and limb for a chance at a share of treasure. Now, you look forward to fighting foes and reaping even greater rewards as an adventurer. Your experience makes you familiar with the ins and outs of mercenary life, and you likely have harrowing stories of events on the battlefield. You might have served with a large outfit or a smaller band of sell-swords, maybe even more than one.

Now you're looking for something else, perhaps greater reward for the risks you take, or the freedom to choose your own activities. For whatever reason, you're leaving behind the life of a soldier for hire, but your skills are undeniably suited for battle, so now you fight on in a different way.

**Skill Proficiencies:** Choose two from Athletics, Investigation, Persuasion, and Piloting

**Tool Proficiencies:** One type of gaming set

**Languages:** One of your choice

**Equipment:** A uniform of your company (traveler's clothes in quality), an insignia of your rank, a gaming set (one of your choice), and a pouch containing the remainder of your last wages (100 cr)

### FEATURE: MERCENARY LIFE

You know the mercenary life as only someone who has experienced it can. You are able to identify mercenary companies by their emblems, and you know a little about any such company, including the names and reputations of its commanders and leaders, and who has hired them recently. You can find the cantinas and feathalls where mercenaries abide in any area, as long as you speak the language, and if you spend at least an hour in such a location you can come across one of the following bits of information: a job offer, significant rumor, referral to a skilled merchant, blacksmith, etc., or a hint towards the pursuit of your current quest. Additionally, you can find mercenary work between adventures sufficient to maintain a comfortable lifestyle (see "Practicing a Profession" under "Downtime Activities" in chapter 8 of the Player's Handbook).

### BACKGROUND FEAT

As a further embodiment of the experience and training of your background, you can choose from the following feats:

d8	Feat	d8	Feat
1	Brawny	5	Competitor
2	Investigator	6	Linguist
3	Charmer	7	Weapon Expert
4	Ace Pilot	8	Durable

### SUGGESTED CHARACTERISTICS

Mercenaries are shaped by their lively nature, for the better and the worse. They tend to be driven by either their commitment to money or something more valuable.

### d8 Personality Trait

- 1 I do not fear death, but accept it as part of life.
- 2 I have a crude sense of humor.
- 3 I face problems head-on. A simple, direct solution is the best path to success.
- 4 I find it good luck to have a flask of ale on me even when the most of my other belongings are gone.
- 5 I ask a lot of questions.
- 6 I never pass up a friendly wager.
- 7 I am always polite and respectful when speaking to those above my station.
- 8 I like a job well done, especially if I'm not the one doing it.

### d6 Ideal

- 1 **Greed.** I'm only doing it for the money. (Dark)
- 2 **Fairness.** We all did the work. It is only right that everyone gets a share of the reward. (Lawful)
- 3 **Live and Let Live.** You may not have a family left, but your enemy may. A little compassion goes a long way. (Light)
- 4 **Measure of Last Resort.** Sometimes we have to do things that we REALLY don't want to do, but we must remember that we only do them because we have to. (Chaotic)
- 5 **Debts.** I never leave a favor left undone and nor will I leave those whom owe me favors on the hook. (Neutral)
- 6 **Aspiration.** I have heard a tale of a legendary person of my class. I strive to be more like them. (Any)

### d6 Bond

- 1 I have a personal debt that must be paid.
- 2 I am with friends whom I trust with my life as they should trust me with theirs.
- 3 I come from a family that dislikes weaknesses, so I push myself to know my weaknesses.
- 4 My life is my honor. I shall, until death, shape my life to what I want it to be.
- 5 Without a purpose in the world, I find myself to be broken which I do not like.
- 6 I secretly pursue a love interest that is forbidden by a family whether it is my own or my love's family.

### d6 Flaw

- 1 I am always looking for the bigger pay.
- 2 I can't tell a lie for the life of me.
- 3 I judge too easily by special appearance and pride.
- 4 I am almost always carrying some ale in with my gear.
- 5 I believe that I am the only skilled person of the group and am even open about it.
- 6 I will never let a comrade stand alone, even if it gets me killed.



## NOBLE

You understand wealth, power, and privilege. You carry a noble title, and your family owns land, collects taxes, and wields significant political influence. You might be a pampered aristocrat unfamiliar with manual labor, a former merchant just elevated to the nobility, or an honest, hard-working landowner who cares deeply about the people who live and work on your land.

Work with your GM to come up with an appropriate title and determine how much authority that title carries, as well as your family and their influence on you. Is your family old and established, or was your title only recently bestowed? How much influence do they wield, how do people regard them?

What's your position in the family? Are you the heir to the head of the family or the head itself? Are you far down the line of succession? How does the head of your family feel about your adventuring career? Are you in your family's good graces?

Does your family have a coat of arms you might wear, a signet ring, or particular colors?

These details help establish your family and your title as features of the world of the campaign.

**Skill Proficiencies:** Choose two from Deception, Insight, Lore, and Persuasion

**Tool Proficiencies:** One type of gaming set

**Languages:** One of your choice

**Equipment:** A set of fine clothes, a signet ring, a letter of pedigree, and a purse containing 250 cr

### FEATURE: POSITION OF PRIVILEGE

Thanks to your noble birth, people are inclined to think the best of you. You are welcome in high society, and people assume you have the right to be wherever you are. The common folk make every effort to accommodate you and avoid your displeasure, and other people of high birth treat you as a member of the same social sphere. You can secure an audience with a local noble if you need to.

### BACKGROUND FEAT

As a further embodiment of the experience and training of your background, you can choose from the following feats:

d8	Feat	d8	Feat
1	Silver-Tongued	5	Competitor
2	Empathic	6	Linguist
3	Loremaster	7	Inspiring Leader
4	Charmer	8	Observant

### SUGGESTED CHARACTERISTICS

Nobles are born and raised to a very different lifestyle than most people ever experience, and their personalities reflect that upbringing. A noble title comes with a plethora of bonds—responsibilities to family, to other nobles (including the sovereign), to the people entrusted to the family's care, or even to the title itself. But this responsibility is often a good way to undermine a noble.

### d8 Personality Trait

- 1 My eloquent flattery makes everyone I talk to feel like the most wonderful and important person in the world.
- 2 The common folk love me for my kindness and generosity.
- 3 No one could doubt by looking at my regal bearing that I am a cut above the unwashed masses.
- 4 I take great pains to always look my best and follow the latest fashions.
- 5 I don't like to get my hands dirty, and I won't be caught dead in unsuitable accommodations.
- 6 Despite my noble birth, I do not place myself above other folk. We all have the same blood.
- 7 My favor, once lost, is lost forever.
- 8 If you do me an injury, I will crush you, ruin your name, and salt your fields.

### d6 Ideal

- 1 **Respect.** Respect is due to me because of my position, but all people regardless of station deserve to be treated with dignity. (Light)
- 2 **Responsibility.** It is my duty to respect the authority of those above me, just as those below me must respect mine. (Lawful)
- 3 **Independence.** I must prove that I can handle myself without the coddling of my family. (Chaotic)
- 4 **Power.** If I can attain more power, no one will tell me what to do. (Dark)
- 5 **Family.** Blood runs thicker than water. (Any)
- 6 **Noble Obligation.** It is my duty to protect and care for the people beneath me. (Light)

### d6 Bond

- 1 I will face any challenge to win the approval of my family.
- 2 My house's alliance with another noble family must be sustained at all costs.
- 3 Nothing is more important than the other members of my family.
- 4 I am in love with the heir of a family that my family despises.
- 5 My loyalty to my sovereign is unwavering.
- 6 The common folk must see me as a hero of the people.

### d6 Flaw

- 1 I secretly believe that everyone is beneath me.
- 2 I hide a truly scandalous secret that could ruin my family forever.
- 3 I too often hear veiled insults and threats in every word addressed to me, and I'm quick to anger.
- 4 I have an insatiable desire for carnal pleasures.
- 5 In fact, the world does revolve around me.
- 6 By my words and actions, I often bring shame to my family.

## NOMAD

You grew up in the wilds, far from civilization and the comforts of town and technology. You've witnessed the migration of herds larger than forests, survived weather more extreme than any city-dweller could comprehend, and enjoyed the solitude of being the only thinking creature for miles in any direction. The wilds are in your blood, whether you were a nomad, an explorer, a recluse, a hunter-gatherer, or even a marauder. Even in places where you don't know the specific features of the terrain, you know the ways of the wild.

**Skill Proficiencies:** Choose two from Animal Handling, Athletics, Medicine, and Survival

**Tool Proficiencies:** One type of musical instrument

**Languages:** One of your choice

**Equipment:** A walking stick, a hunting trap, a trophy from an animal you killed, a set of traveler's clothes, and a belt pouch containing 100 cr

### FEATURE: WANDERER

You have an excellent memory for maps and geography, and you can always recall the general layout of terrain, settlements, and other features around you. In addition, you can find food and fresh water for yourself and up to five other people each day, provided that the land offers berries, small game, water, and so forth.

### BACKGROUND FEAT

As a further embodiment of the experience and training of your background, you can choose from the following feats:

d8	Feat	d8	Feat
1	Animal Handler	5	Entertainer
2	Brawny	6	Linguist
3	Medic	7	Dungeon Delver
4	Survivalist	8	Observant

### SUGGESTED CHARACTERISTICS

Often considered rude and uncouth among civilized folk, nomads have little respect for the niceties of life in the cities. The ties of tribe, clan, family, and the natural world are the most important bonds to nomads.

### d8 Personality Trait

- 1 I'm driven by a wanderlust that led me away from home.
- 2 I watch over my friends as if they were a litter of newborn pups.
- 3 I once ran twenty-five miles without stopping to warn my clan of an approaching horde. I'd do it again if I had to.
- 4 I have a lesson for every situation, drawn from observing nature.
- 5 I place no stock in wealthy or well-mannered folk. Money and manners won't save you from a hungry rancor.
- 6 I'm always picking things up, absently fiddling with them, and sometimes accidentally breaking them.
- 7 I feel far more comfortable around animals than people.
- 8 I was, in fact, raised by wampas.

### d6 Ideal

- 1 **Change.** Life is like the seasons, in constant change, and we must change with it. (Chaotic)
- 2 **Greater Good.** It is each person's responsibility to make the most happiness for the whole tribe. (Light)
- 3 **Honor.** If I dishonor myself, I dishonor my whole clan. (Lawful)
- 4 **Might.** The strongest are meant to rule. (Dark)
- 5 **Nature.** The natural world is more important than all the constructs of civilization. (Neutral)
- 6 **Glory.** I must earn glory in battle, for myself and my clan. (Any)

### d6 Bond

- 1 My family, clan, or tribe is the most important thing in my life, even when they are far from me.
- 2 An injury to the unspoiled wilderness of my home is an injury to me.
- 3 I will bring terrible wrath down on the Darkdoers who destroyed my homeland.
- 4 I am the last of my tribe, and it is up to me to ensure their names enter legend.
- 5 I suffer awful visions of a coming disaster and will do anything to prevent it.
- 6 It is my duty to provide children to sustain my tribe.

### d6 Flaw

- 1 I am too enamored of ale, wine, and other intoxicants.
- 2 There's no room for caution in a life lived to the fullest.
- 3 I remember every insult I've received and nurse a silent resentment toward anyone who's ever wronged me.
- 4 I am slow to trust members of other species, tribes, and societies.
- 5 Violence is my answer to almost any challenge.
- 6 Don't expect me to save those who can't save themselves. It is nature's way that the strong thrive and the weak perish.

## OUTLAW

You are a notorious free adventurer who, due to unfortunate circumstances, has lost favor with the law. However, being of the common people, they protect you due to your just nature. A protector of the people, a thorn in the side of authorities.

**Skill Proficiencies:** Choose two from Acrobatics, Athletics, Insight, and Survival

**Tool Proficiencies:** Disguise kit

**Languages:** One of your choice

**Equipment:** A hunting trap, an iron pot, a set of traveler's clothes, and a pouch containing 150 cr

### DEFINING EVENT

Though you were once just a commoner, a specific event caused you to drastically change your lifestyle and take off for a life of dangerous wandering, or perhaps revenge. Choose or randomly determine a defining event that marked you as an outlaw.

#### d10 Defining Event

- 1 I stood up to a tyrant's agents.
- 2 I stole from a corrupt Lord to help the poor.
- 3 I broke into a tyrant's castle and stole weapons to arm the people.
- 4 I failed to assassinate a tyrant.
- 5 I loved a noble, and was caught in bed with them.
- 6 I robbed a bank with unfair interest rates.
- 7 I murdered a pedophilic priest to save local children.
- 8 I received a heroic calling from a mysterious creature.
- 9 I was framed for a crime I didn't commit.
- 10 Outlaw by choice.

### FEATURE: NOTORIOUS

Since you come from the ranks of the common folk, you fit among them with ease. You can find a place to hide, rest, or recuperate among other commoners, unless you've shown yourself to be a danger to them. They will shield you from the law or anyone else searching for you, though they will not risk their lives for you.

### BACKGROUND FEAT

As a further embodiment of the experience and training of your background, you can choose from the following feats:

d8	Feat	d8	Feat
1	Acrobat	5	Specialist
2	Brawny	6	Linguist
3	Empathic	7	Alert
4	Survivalist	8	Observant

### SUGGESTED CHARACTERISTICS

An outlaw is a hero for the common people who takes pride in his humble origins and revels in disrupting authority to help those he's close to.

#### d8 Personality Trait

- 1 I judge people by their actions, not their words.
- 2 If someone is in trouble, I'm always ready to lend help.
- 3 When I set my mind to something, I follow through no matter what gets in my way.
- 4 I have a strong sense of fair play and always try to find the most equitable solution to arguments.
- 5 I'm confident in my own abilities and do what I can to instill confidence in others.
- 6 Thinking is for other people. I prefer action.
- 7 I misuse long words in an attempt to sound smarter.
- 8 I get bored easily. When am I going to get on with my destiny?

#### d6 Ideal

- 1 **Respect.** People deserve to be treated with dignity and respect. (Light)
- 2 **Fairness.** No one should get preferential treatment before the law, and no one is above the law. (Lawful)
- 3 **Freedom.** Tyrants must not be allowed to oppress the people. (Chaotic)
- 4 **Might.** If I become strong, I can take what I want—what I deserve. (Dark)
- 5 **Sincerity.** There's no good in pretending to be something I'm not. (Neutral)
- 6 **Destiny.** Nothing and no one can steer me away from my higher calling. (Any)

#### d6 Bond

- 1 I have a family, but I have no idea where they are. One day, I hope to see them again.
- 2 I worked the land, I love the land, and I will protect the land.
- 3 A proud noble once gave me a horrible beating, and I will take my revenge on any bully I encounter.
- 4 My tools are symbols of my past life, and I carry them so that I will never forget my roots.
- 5 I protect those who cannot protect themselves.
- 6 I wish my childhood sweetheart had come with me to pursue my destiny.

#### d6 Flaw

- 1 The tyrant who rules my land will stop at nothing to see me killed.
- 2 I'm convinced of the significance of my destiny, and blind to my shortcomings and the risk of failure.
- 3 The people who knew me when I was young know my shameful secret, so I can never go home again.
- 4 I have a weakness for the vices of the city, especially hard drink.
- 5 Secretly, I believe that things would be better if I were a tyrant lording over the land.
- 6 I have trouble trusting in my allies.



## PIRATE

You are an experienced pirate. Banditry and raiding are common in the Outer Rim, and little negative stigma is given to pirates. Those that prey on the Empire are sometimes even held in high regard as bold warriors. However, you still have contacts within the criminal underworld and you're far closer than most people to the world of murder, theft, and violence that pervades the underbelly of civilization, and you have survived up to this point by flouting the rules and regulations of finer society.

**Skill Proficiencies:** Choose two from Athletics, Deception, Intimidation, and Piloting

**Tool Proficiencies:** One type of gaming set, your choice of demolitions kit, security kit, or slicer's kit

**Equipment:** One set of traveler's clothes, a gaming set you are proficient with, poorly wrought maps of Outer Rim worlds in your territory, a small piece of jewelry worth 100 cr from some exotic planet, and a pouch containing 50 cr

### FEATURE: GALACTIC SCOURGE

You've been from one end of the galaxy to the other. You know the most lucrative trade routes. You have expert knowledge of the various hyperlanes. In addition to this, you know a large number of the models and designs of common space ships that are found in the galaxy. Further, the bonds you formed with your crew are strong, and you can call on their aid even if you've been away from their side for some time. You can expect your former comrades to offer you passage aboard ship, reasonable aid, or shelter when you are in need. Keep in mind that this bond goes both ways, and they may come to you expecting the same.

### BACKGROUND FEAT

As a further embodiment of the experience and training of your background, you can choose from the following feats:

d8	Feat	d8	Feat
1	Brawny	5	Competitor
2	Silver-Tongued	6	Specialist
3	Threatening	7	Feigned Confidence
4	Ace Pilot	8	Force of Personality

### SUGGESTED CHARACTERISTICS

Despite the cutthroat nature of the business, pirates come in all shapes and personalities. Some are bloodthirsty brigands who leave no survivors, others are free spirits who believe in strength over weakness. The hardened warriors of deep space can be implacable foes who often form unshakable bonds with their crewmates. The same circumstances that give them their edge can also grind them down, leaving them vulnerable to greed, shame, and the scars of fear and horror left by battle.

### d8 Personality Trait

- 1 I respect my captain and trust my crew. It may be all that saves my life one day.
- 2 Whether the credits comes from the split of the spoils or from a side wager, I'll get my hands on it.
- 3 When my blood gets up, my swearing could boil the icy tundra of Hoth.
- 4 I enjoy spreading the tales of my exploits, no matter who hears.
- 5 I never let witnesses escape from a raid.
- 6 I take what I need, but I don't kill without reason.
- 7 I always have an exit planned.
- 8 I assume everyone else wants to take what I have.

### d6 Ideal

- 1 **Equal Shares.** All hands who spend sweat and blood earn their share of the credits. (Lawful)
- 2 **Adventure.** I'm far from home, and everything is strange and wonderful! (Chaotic)
- 3 **Greater Good.** I raid to weaken the Empire that threatens my people, but I don't steal from civilians. (Light)
- 4 **Strength.** The weak exist to feed the strong, and I am strong. (Dark)
- 5 **Crew.** A ship is nothing without her crew. Protect your mates. (Neutral)
- 6 **Ambition.** One day I will be so much more than a captain. (Any)

### d6 Bond

- 1 My band and I will be known across the world, and we'll never be forgotten.
- 2 My ill-gotten gains go to support my family.
- 3 Everything I do is for the good of my people.
- 4 My ship and many of her crew were lost to treachery, and I won't rest until I discover who was behind it.
- 5 My ship comes first, and all other loyalties simply pale in comparison.
- 6 A crew member of a ship we raided saved my life, and I don't know how to resolve that debt.

### d6 Flaw

- 1 I never back down from a fight.
- 2 When faced with a choice between money and my friends, I usually choose the money.
- 3 I was drunk on watch when my ship was lost to an ambush. I can't set the shame aside.
- 4 I feel I'm entitled to a greater share of the spoils, no matter the circumstances.
- 5 I won't let myself be captured. If a raid goes sour, I'm the first to run for cover.
- 6 I get lost in the thrill of the raid and can't focus on the details of a plan.

## SCIENTIST

Nothing excites you more than pushing the boundaries of scientific knowledge. Most of your time is spent in a lab performing experiments to further your interests. Few people understand the work you do. You can solve complex problems most people can't begin to wrap their heads around, and can solve simple problems in unexpected ways that surprise most people.

What is your scientific field of interest? Is it your insatiable curiosity, or a personal goal that drives you? Did you leave your lab voluntarily, or were you kicked out? One thing is for sure - there are too many interesting research ideas, and too little time.

**Skill Proficiencies:** Choose two from Lore, Medicine, Nature, and Technology

**Tool Proficiencies:** One of your choice

**Languages:** One of your choice

**Equipment:** A set of common clothes, a datapad, a book on your field of research, a pouch containing 100 cr

### FIELD OF RESEARCH

While scientist's are widely knowledgeable, they also choose a focus for their studies. Choose an option or roll on the table below to define your field of research.

d8	Field of Research	d8	Field of Research
1	Biology	5	Physics
2	Artificial Intelligence	6	the Force
3	Chemistry	7	Astrogation
4	Geology	8	Medicine

### FEATURE: SCIENTIFIC METHOD

You are well acquainted with your field of research from having read numerous journals or having attended scientific conferences. Concepts that are complicated, involving technical jargon that usually goes over most people's heads, are simple to you. You fully understand concepts, can recall key information, and know how to use equipment related to your field, unless the research was hidden from the public, in which case you may only partially understand it. You also recognize well-known figures in your field.

### BACKGROUND FEAT

As a further embodiment of the experience and training of your background, you can choose from the following feats:

d8	Feat	d8	Feat
1	Loremaster	5	Crafter
2	Medic	6	Linguist
3	Naturalist	7	Tech Dabbler
4	Techie	8	Keen Mind

### SUGGESTED CHARACTERISTICS

Scientists are interested in things most don't care about. Their research is their life, and drives their personality traits. Their flaws, ideals, and bond are a result of their hours spent researching.

### d8 Personality Trait

1	I look up to a renowned scientist in my field, and often talk about their work.
2	I constantly compare my current situation to my past experiments, many of which went terrifyingly wrong.
3	I believe scientific results always comes first.
4	I only speak in short incomplete and concise sentences, as they are optimized for efficient communication.
5	I often get lost in my own thoughts and contemplation, becoming oblivious to my surroundings.
6	I am unable to think logically under great stress, and begin to shout random scientific words.
7	I do not believe in etiquette and disregard social expectations.
8	I was, in fact, grown and raised in a laboratory.

### d6 Ideal

1	<b>Transparency.</b> All discoveries should be open to everyone. (Light)
2	<b>Logic.</b> Emotions must not cloud our sense of what is right and true, or our logical thinking. (Lawful)
3	<b>Greed.</b> I'm only in it for the money and fame. (Dark)
4	<b>Free Thinking.</b> Inquiry and curiosity are the pillars of progress. (Chaotic)
5	<b>Live and Let Live.</b> Meddling in the affairs of others only causes trouble. (Balanced)
6	<b>Aspiration.</b> I work hard to be the best there is at my craft. (Any)

### d6 Bond

1	My research is also my best companion.
2	I will get revenge on the criminals that stole my research.
3	The school I studied at is the most important place in the world to me.
4	One day I will return to my home planet and prove that I am the greatest scientist of them all.
5	I believe my research will be the key to saving the life of a loved one.
6	I owe my instructor a great debt for forging me into the person I am today.

### d6 Flaw

1	I believe only other scientists deserve my respect.
2	I fail to understand why people don't understand my technical jargon.
3	I experiment on myself without thinking about the long term consequences.
4	I am paranoid that people are out to steal my research.
5	I believe I work better when under the influence of intoxicants.
6	I work on my research to the point where I ignore my own bodily needs.

## SCOUNDREL

You have always had a way with people. You can tease out their heart's desires after a few minutes of conversation, and with a few leading questions you can read them like they were children's books. It's a useful talent, and one that you're perfectly willing to use for your advantage. You know what people want and you promise to deliver, coaxing people into otherwise foolish decisions. You make the improbable sound plausible, and come ahead on every deal.

**Skill Proficiencies:** Choose two from Deception, Insight, Performance, and Sleight of Hand

**Tool Proficiencies:** Disguise Kit, Forgery Kit

**Equipment:** A set of fine clothes, a disguise kit, a memento of a former con, and a belt pouch containing 150 cr

### FAVORITE SCHEMES

Every scoundrel has an angle they use in preference to other schemes. Choose a favorite scam or roll on the table below.

d6	Scam
1	I cheat at games involving chance.
2	I shave creds or forge documents.
3	I insinuate myself into people's lives to prey on their weakness and secure their fortunes.
4	I put on new identities like clothes.
5	I run sleight-of-hand cons on street corners.
6	I convince people that worthless junk is worth their hard-earned money.

### FEATURE: FALSE IDENTITY

You have created a second identity that includes documentation, established acquaintances, and disguises that allow you to assume that persona.

Additionally, you can forge documents including official papers and personal letters, as long as you have seen an example of the kind of document or the handwriting you are trying to copy.

### BACKGROUND FEAT

As a further embodiment of the experience and training of your background, you can choose from the following feats:

d8	Feat	d8	Feat
1	Silver-Tongued	5	Specialist
2	Empathic	6	Force of Personality
3	Performer	7	Snappy Interjection
4	Quick-Fingered	8	Actor

### SUGGESTED CHARACTERISTICS

Scoundrels are colorful characters who conceal their true selves behind the masks they construct. They reflect what people want to see, what they want to believe, and how they see the world. But their true selves are sometimes plagued by an uneasy conscience, an old enemy, or deep-seated trust issues.

### d8 Personality Trait

- 1 I fall in and out of love easily, and am always pursuing someone.
- 2 I have a joke for every occasion, especially occasions where humor is inappropriate.
- 3 Flattery is my preferred trick for getting what I want.
- 4 I'm a born gambler who can't resist taking a risk for a potential payoff.
- 5 I lie about almost everything, even when there's no good reason to.
- 6 Sarcasm and insults are my weapons of choice.
- 7 I keep multiple symbols on me and invoke whatever power might come in useful at any given moment.
- 8 I pocket anything I see that might have some value.

### d6 Ideal

- 1 **Independence.** I am a free spirit— no one tells me what to do. (Chaotic)
- 2 **Fairness.** I never target people who can't afford to lose a few creds. (Lawful)
- 3 **Charity.** I distribute the money I acquire to the people who really need it. (Light)
- 4 **Creativity.** I never run the same con twice. (Any)
- 5 **Friendship.** Material goods come and go. Bonds of friendship last forever. (Light)
- 6 **Aspiration.** I'm determined to make something of myself. (Any)

### d6 Bond

- 1 I fleeced the wrong person and must work to ensure that this individual never crosses paths with me or those I care about.
- 2 I owe everything to my mentor—a horrible person who's probably rotting in jail somewhere.
- 3 Somewhere out there, I have a child who doesn't know me. I'm making the world better for him or her.
- 4 I come from a noble family, and one day I'll reclaim my lands and title from those who stole them from me.
- 5 A powerful person killed someone I love. Some day soon, I'll have my revenge.
- 6 I swindled and ruined a person who didn't deserve it, and I seek to atone for my misdeeds.

### d6 Flaw

- 1 I can't resist a pretty face.
- 2 I'm always in debt. I spend my ill-gotten gains on decadent luxuries faster than I bring them in.
- 3 I'm convinced that no one could ever fool me the way I fool others.
- 4 I'm too greedy for my own good. I can't resist taking a risk if there's money involved.
- 5 I can't resist swindling people who are more powerful than me.
- 6 I hate to admit it and will hate myself for it, but I'll run and preserve my own hide if the going gets tough.



## SITH

You are an acolyte of the Sith Order: an ancient order of Force-wielders devoted to the dark side of the Force. Emerging as a divergent faction to the Jedi Order, the Sith are mortal enemies of the Jedi and fight against them. Driven by emotions such as hate, anger, and greed, the Sith are deceptive and ultimately obsessed with amassing power no matter the cost. You follow the Sith Code:

*"Peace is a lie. There is only passion.  
Through passion I gain strength.  
Through strength I gain power.  
Through power I gain victory.  
Through victory my chains are broken.  
The Force shall free me."*

**Skill Proficiencies:** Choose two from Deception, Insight, Intimidation, and Lore

**Tool Proficiencies:** Artificer's tools

**Languages:** One of your choice

**Equipment:** A copy of the Sith code, a set of common clothes including a robe, and a belt pouch containing 150 cr

### FEATURE: FEARED

As a Sith, you instill fear in those who are aware of your standing. When you are in a civilized environment, you can get away with minor criminal offenses, such as refusing to pay for food at a cantina or cutting through doors at a local shop, since most people will not report your activity to the authorities.

### BACKGROUND FEAT

As a further embodiment of the experience and training of your background, you can choose from the following feats:

d8	Feat	d8	Feat
1	Silver-Tongued	5	Linguist
2	Empathic	6	Crafter
3	Threatening	7	Force of Personality
4	Foremaster	8	Force-Sensitive

### SUGGESTED CHARACTERISTICS

Sith are shaped by their training. They study the Sith code and use it to oppress the weak and quell resistance. Their study of the Sith code affects their mannerisms and ideals. Their flaws might be some hidden hypocrisy or heretical idea, or an ideal or bond taken to an extreme.

### d8 Personality Trait

- 1 I idolize a particular Sith, and constantly refer to that person's deeds and example.
- 2 I seek power above all else.
- 3 I prefer using a lightsaber to solve my problems.
- 4 I have a plan for any situation.
- 5 I believe everyone is beneath me.
- 6 I prefer to let someone else do my dirty work.
- 7 Hatred and anger drive every decision I make.
- 8 Lying and scheming are second nature to me.

### d6 Ideal

- 1 **Patience.** I will defeat my enemies in the end, I'm in no rush. (Lawful)
- 2 **Disdain.** I never try to help those in need, regardless of how simple it would be. (Dark)
- 3 **Knowledge.** The path to power and self-improvement is through knowledge. (Neutral)
- 4 **Power.** I hope to one day rise to the rank of Dark Lord of the Sith. (Dark)
- 5 **Might.** If I become strong, I can take what I want—what I deserve. (Dark)
- 6 **Aspiration.** I'll succeed in my goals at any cost. (Any)

### d6 Bond

- 1 I would die to recover an ancient Sith relic that was lost long ago.
- 2 I care only about myself.
- 3 I owe my life to the Sith who took me in when my parents died.
- 4 My enemies will be defeated, even if it costs me my life.
- 5 Someone I love was killed. Some day soon, I'll have my revenge.
- 6 My loyalty to my master is unwavering.

### d6 Flaw

- 1 I am too merciful, and empathize with those I shouldn't.
- 2 I put too much trust in those who rule over me.
- 3 I will never fully trust anyone other than myself.
- 4 I am inflexible in my thinking.
- 5 My pride will probably lead to my destruction.
- 6 Failure frightens me, and I get desperate if I think I might fail.

## SMUGGLER

You have spent your life hiding in the darkness, making shady deals behind closed doors. What led you to engage in a life of crime? Do you crave the thrill of lawbreaking, or did you enter the profession to pay off a debt, risking your hide on behalf of a less than honorable noble? A smuggler is an individual trained in the art of acquisition, a professional thug who can deliver anything... for a price. Smugglers tend to be bolder criminals than most, preferring bribery or distraction over subterfuge and stealth.

**Skill Proficiencies:** Choose two from Deception, Piloting, Sleight of Hand, and Stealth

**Tool Proficiencies:** One type of gaming set and your choice of demolitions kit, security kit, or slicer's kit

**Equipment:** A fusion cutter, a set of dark common clothes including a hood, and a belt pouch containing 150 cr

### FEATURE: CAREFUL SELECTION

Some close brushes with the law have taught you that not every city guard can be bribed, and some people are simply too keen to miss minute discrepancies. This feature allows you to study a person and gain insight into whether or not they would accept a bribe, or to pick up on whether they are exceptionally more perceptive than you. It does not reveal how expensive a bribe may be for a given situation, however.

### BACKGROUND FEAT

As a further embodiment of the experience and training of your background, you can choose from the following feats:

d8	Feat	d8	Feat
1	Silver-Tongued	5	Competitor
2	Ace Pilot	6	Specialist
3	Quick-Fingered	7	Feigned Confidence
4	Stealthy	8	Force of Personality

### SUGGESTED CHARACTERISTICS

Smugglers might seem like villains on the surface, and many of them are nefarious to the core. But some have an abundance of endearing, if not redeeming, characteristics. There might be honor among thieves, but spies rarely show any respect for law or authority.

### d8 Personality Trait

- 1 I am extremely sociable, especially over a mug of ale.
- 2 I always keep my wares close to me, you never know who might stumble across them otherwise.
- 3 The best way to hide is out in the open.
- 4 I'm a terrible gossip.
- 5 Being seen with any unsavory figures is a sure way to undermine my work, which is why I work out of sight.
- 6 Deflecting questions has become second nature to me, so I rarely answer straight.
- 7 I have dozens of identities and live in constant fear of answering to the wrong name.
- 8 I act irrationally confident in the face of danger, nobody suspects anything when you seem like you're in charge.

### d6 Ideal

- 1 **Morals.** I only smuggle things to improve the lives of the common folk. (Light)
- 2 **Ruthless.** I will rise to the top of the heap by any means necessary. (Dark)
- 3 **Friendship.** My associates are dear to me, and I want them to rise with me when I hit it big. (Lawful)
- 4 **Dauntless.** No border crossing or bribe is too difficult—that's just the coward's way of saying exciting! (Chaotic)
- 5 **Greater Good.** I work for a greater cause, and ply my trade only in service to it. (Any)
- 6 **Unperturbed.** I only want to make a living for myself, and smuggling is just an edge I can use to do so. (Neutral)

### d6 Bond

- 1 A corrupt official shut me down back in my honest days. I aim to show him a thing or two about recovery.
- 2 I never wanted to be a criminal, but it pays the bills.
- 3 A bloodthirsty pirate stole a shipment from me and killed a dear friend of mine. I will have my vengeance.
- 4 Someone I cared about discovered my profession and has publicly denounced me, and I am caught between protecting my reputation and restoring our relationship.
- 5 My love interest is someone who once stole from right under my nose— but they have no idea who I am or how much I admire them for their accomplishment.
- 6 My business partners are closer to me than my family.

### d6 Flaw

- 1 "Trust nobody, not even yourself." I am plagued by paranoia.
- 2 I'm so charismatic that sometimes I woo myself. Who am I, Narcissus?
- 3 Money is my greatest motivator. I'll do almost anything given enough of it, even if I'll regret it later.
- 4 I would betray anyone to save my own skin.
- 5 I detach myself from the results of my actions in order to sleep better at night.
- 6 Someone who knows me well might call me "two-faced" but those who don't have no idea what hit 'em.

## SOLDIER

War has been your life for as long as you care to remember. You trained as a youth, studied the use of weapons and armor, learned basic survival techniques, including how to stay alive on the battlefield. You might have been part of a standing national army, a mercenary company, or perhaps a member of a local militia who rose to prominence during a recent war.

When you choose this background, work with your GM to determine which military organization you were a part of, how far through its ranks you progressed, and what kind of experiences you had during your military career. Was it a standing army, a town guard, a village militia, or perhaps a private company.

**Skill Proficiencies:** Choose two from Athletics, Intimidation, Persuasion, and Piloting

**Tool Proficiencies:** One type of gaming set

**Languages:** One of your choice

**Equipment:** An insignia of rank, a trophy taken from a fallen enemy, a gaming set (one of your choice), a set of common clothes, and a belt pouch containing 100 cr

### SPECIALTY

During your time as a soldier, you had a specific role to play in your unit or army. Roll a d8 or choose from the options in the table below to determine your role:

d8	Specialty	d8	Specialty
1	Officer	5	Quartermaster
2	Scout	6	Pilot
3	Infantry	7	Artisan
4	Medic	8	Support Staff

### FEATURE: MILITARY RANK

You have a military rank from your career as a soldier. Soldiers loyal to your former military organization still recognize your authority and influence, and they defer to you if they are of a lower rank. You can invoke your rank to exert influence over other soldiers and requisition simple equipment for temporary use. You can also usually gain access to friendly military encampments where your rank is recognized.

### BACKGROUND FEAT

As a further embodiment of the experience and training of your background, you can choose from the following feats:

d8	Feat	d8	Feat
1	Brawny	5	Competitor
2	Threatening	6	Linguist
3	Charmer	7	Weapon Expert
4	Ace Pilot	8	Healer

### SUGGESTED CHARACTERISTICS

The horrors of war combined with the rigid discipline of military service leave their mark on all soldiers, shaping their ideals, creating strong bonds, and often leaving them scarred and mentally vulnerable.

### d8 Personality Trait

1	I'm always polite and respectful.
2	I'm haunted by memories of war. I can't get the images of violence out of my mind.
3	I've lost too many friends, and I'm slow to make new ones.
4	I'm full of inspiring and cautionary tales from my military experience relevant to almost every combat situation.
5	I can stare down a hell hound without flinching.
6	I enjoy being strong and like breaking things.
7	I have a crude sense of humor.
8	I face problems head-on. A simple, direct solution is the best path to success.

### d6 Ideal

1	<b>Greater Good.</b> Our lot is to lay down our lives in defense of others. (Light)
2	<b>Responsibility.</b> I do what I must and obey just authority. (Lawful)
3	<b>Independence.</b> When people follow orders blindly, they embrace a kind of tyranny. (Chaotic)
4	<b>Might.</b> In life as in war, the stronger force wins. (Dark)
5	<b>Live and Let Live.</b> Ideals aren't worth killing over or going to war for. (Neutral)
6	<b>Nation.</b> My city, nation, or people are all that matter. (Any)

### d6 Bond

1	I would still lay down my life for the people I served with.
2	Someone saved my life on the battlefield. To this day, I will never leave a friend behind.
3	My honor is my life.
4	I'll never forget the crushing defeat my company suffered or the enemies who dealt it.
5	Those who fight beside me are those worth dying for.
6	I fight for those who cannot fight for themselves.

### d6 Flaw

1	The monstrous enemy we faced in battle still leaves me quivering with fear.
2	I have little respect for anyone who is not a proven warrior.
3	I made a terrible mistake in battle cost many lives—and I would do anything to keep that mistake secret.
4	My hatred of my enemies is blind and unreasoning.
5	I obey the law, even if the law causes misery.
6	I'd rather eat my armor than admit when I'm wrong.



## SPACER

Aboard a star ship in the cold vacuum of space is where you feel most at home. You've spent the majority of your life travelling the stars. Life aboard ships has given you a good understanding of their inner workings. You might be especially skilled as a ship mechanic, a pilot, or support staff.

**Skill Proficiencies:** Choose two from Insight, Investigation, Piloting, and Technology

**Tool Proficiencies:** Your choice of chef's kit, mechanic's kit, or one type of gaming set

**Languages:** One of your choice

**Equipment:** A set of tools or a gaming set (one of your choice), a set of common clothes, a small souvenir from your travels, and a belt pouch containing 100 cr

### SPECIALTY

During your time as a spacer, you had a specific role to play aboard the ship. Roll a d8 or choose from the options in the table below to determine your role:

d8	Specialty	d8	Specialty
1	Pilot	5	Ship Medic
2	Mechanic	6	Captain
3	Support Staff	7	Communications Officer
4	Guard	8	Ship Cook

### FEATURE: WELL-TRAVELED

As a spacer, you've been from one end of the galaxy to the other. You've traveled along many of the trade routes, and know the safest routes. You have expert knowledge of the various hyperlanes. In addition to this, you know a large number of the models and designs of common space ships that are found in the galaxy.

### BACKGROUND FEAT

As a further embodiment of the experience and training of your background, you can choose from the following feats:

d8	Feat	d8	Feat
1	Empathic	5	Specialist
2	Investigator	6	Competitor
3	Ace Pilot	7	Galvanizing Presence
4	Techie	8	Inspiring Leader

### SUGGESTED CHARACTERISTICS

Spacers come from all walks of life, and the responsibilities of life aboard a ship make them generally reliable as well. Spending so much time on their ship shapes their outlook and forms their most important attachments.

### d8 Personality Trait

- 1 My crewmates know they can rely on me, no matter what.
- 2 I work hard so that I can play hard when the work is done.
- 3 I enjoy traveling into new systems and making new friends over a drink.
- 4 I stretch the truth for the sake of a good story.
- 5 To me, a bar brawl is a nice way to get to know a new city.
- 6 I never pass up a friendly wager.
- 7 The best way to get me to do something is to tell me I can't do it.
- 8 I like a job well done, especially if I can convince someone else to do it.

### d6 Ideal

- 1 **Respect.** The thing that keeps a ship together is mutual respect between captain and crew. (Light)
- 2 **Fairness.** We all do the work, so we all share in the rewards. (Lawful)
- 3 **Freedom.** Space is freedom — the freedom to go anywhere and do anything. (Chaotic)
- 4 **Mastery.** I'm a predator, and the other ships we come across are my prey. (Dark)
- 5 **People.** I'm committed to my crewmates, not to ideals. (Neutral)
- 6 **Aspiration.** Someday, I'll own my own ship and chart my own destiny. (Any)

### d6 Bond

- 1 I'm loyal to my captain first, everything else second.
- 2 The ship is most important—crewmates and captains come and go.
- 3 I'll always remember my first ship.
- 4 I will become the greatest captain that ever lived.
- 5 I was cheated out of my fair share of the profits, and I want to get my due.
- 6 Ruthless space pirates murdered my captain and crewmates, stole all we owned, and left me to die. Vengeance will be mine.

### d6 Flaw

- 1 I follow orders, even if I think they're wrong.
- 2 I'll say anything to avoid having to do extra work.
- 3 Once someone questions my courage, I never back down no matter how dangerous the situation.
- 4 Once I start drinking, it's hard for me to stop.
- 5 I can't help but pocket loose coins and other trinkets I come across.
- 6 My pride will probably lead to my destruction.



## CHAPTER 5: EQUIPMENT

**T**HE MARKETPLACE OF A LARGE CITY TEEMS WITH BUYERS AND sellers of many sorts: Jawas peddling refurbished wares (or trying to steal from careless travelers), Ugnauts selling various technology scrap, Twi'lek armstechs and Mirialan synthweavers. In the largest cities, almost anything imaginable is offered for sale, from exotic spices and luxurious clothing to speeders and spaceships.

For an adventurer, the availability of armor, weapons, backpacks, rope, and similar goods is of paramount importance, since proper equipment can mean the difference between life and death in a stronghold or the untamed wilds. This chapter details the mundane and exotic merchandise that adventurers commonly find useful in the face of the threats that the worlds of D&D present.

### Variant: Starting Wealth by Class

Class	Funds	Class	Funds
Berserker	5d4 x 100 cr	Monk	4d4 x 100 cr
Consular	5d4 x 100 cr	Operative	7d4 x 100 cr
Engineer	6d4 x 100 cr	Scholar	6d4 x 100 cr
Fighter	8d4 x 100 cr	Scout	8d4 x 100 cr
Guardian	8d4 x 100 cr	Sentinel	6d4 x 100 cr

## WEALTH

Wealth generally appears in the form of credits. The Galactic Republic and Sith Empire have their own mints, but in most worlds, the chits are interchangeable. Other trade goods, gemstones, artifacts, and property can reflect your character's financial well-being. Members of the lower class trade in goods, bartering for what they need and paying taxes in raw materials. Members of the nobility trade either in legal rights, such as the rights to a mine, a port, or a company, or in high denomination credits. Only merchants, adventurers, and those offering professional services for hire commonly deal in credits.

## CURRENCY

Credits come in a variety of denominations: from a single chit to cards loaded with incredible value. While the Republic and Empire have their own currencies, in most worlds they can be used interchangeably.

With ten credits, a character can buy a power cell, a stylus, or a glowrod. A skilled (but not exceptional) artisan can earn ten credits a day. The credit is the standard unit of measure for wealth, even if the chit itself is not commonly used. When merchants discuss deals that involve goods or services worth hundreds or thousands of credits, the transactions don't usually involve the exchange of individual chits. Rather, the credit is a standard measure of value, and the actual exchange is in credit cards, letters of credit, or valuable goods.

A standard chit weighs about a third of an ounce, so fifty chits weigh a pound.

## SELLING TREASURE

Opportunities abound to find treasure, equipment, weapons, armor, and more in the dungeons you explore. Normally, you can sell your treasures and trinkets when you return to a town or other settlement, provided that you can find buyers and merchants interested in your loot.

### ARMS, ARMOR, AND OTHER EQUIPMENT

As a general rule, undamaged weapons, armor, and other equipment fetch half their cost when sold in a market. Used weapons and armor aren't always in good enough condition to sell.

### ENHANCED ITEMS

Selling enhanced items can be problematic. Finding someone to find an overtuned blaster isn't hard, but the most unique of items are beyond all but the wealthiest denizens. Likewise, aside from a few common enhanced items, you won't normally come across enhanced items to purchase. The value of special equipment is far beyond simple credits and should always be treated as such.

### GEMS, JEWELRY, AND ART OBJECTS

These items retain their full value in the marketplace, and you can either trade them in for credits or use them as currency for other transactions. For exceptionally valuable treasures, the GM might require you to find a buyer in a large city or even another planet.

### TRADE GOODS

In the Outer Rim, many people conduct transactions through barter. Like gems and art objects, trade goods—raw materials like bags of salt, livestock, and so on—retain their full value in the market and can be used as currency.

## AT HIGHER LEVELS

As characters progress to higher levels, there is an expectation of increased wealth, be it in the shape of coin or equipment. The below table serves as a target for how much each character should have earned at certain levels.

### Wealth by Level

Level	Wealth	Level	Wealth
1st	1,000 cr	11th	175,000 cr
2nd	2,000 cr	12th	250,000 cr
3rd	3,500 cr	13th	350,000 cr
4th	5,000 cr	14th	500,000 cr
5th	10,000 cr	15th	750,000 cr
6th	20,000 cr	16th	1,250,000 cr
7th	35,000 cr	17th	2,500,000 cr
8th	50,000 cr	18th	5,000,000 cr
9th	75,000 cr	19th	7,500,000 cr
10th	125,000 cr	20th	10,000,000 cr



## ARMOR AND SHIELDS

The different worlds of *Star Wars* are a vast tapestry made up of many different cultures, each with its own technology level. For this reason, adventurers have access to a variety of armor types, ranging from basic combat suits to heavy battle armor, with several other kinds of armor in between. The Armor table collects the most commonly available types of armor found in the game and separates them into three categories: light armor, medium armor, and heavy armor. Many warriors supplement their armor with a shield.

The Armor table shows the cost, weight, and other properties of the common types of armor worn in the worlds of *Star Wars*.



## ARMOR AND SHIELD PROFICIENCY

Anyone can put on a suit of armor or wield a shield. Only those proficient in the armor's use know how to wear it effectively, however. Your class gives you proficiency with certain types of armor. If you wear armor that you lack proficiency with, you have disadvantage on any ability check, saving throw, or attack roll that involves Strength or Dexterity, and you can't force- or tech-cast.

If you have proficiency in armor, you have proficiency in the appropriate shield as well.

### Variant: Equipment Sizes

In most campaigns, you can use or wear any equipment that you find on your adventures, within the bounds of common sense. For example, a burly wookiee won't fit in a Jawa's combat suit, and an Ugnaught would be swallowed up in a Gamorrean's hooded cloak.

The GM can impose more realism. For example, a suit of armor made for one human might not fit another one without significant alterations, and a guard's uniform might be visibly ill-fitting when an adventurer tries to wear it as a disguise.

Using this variant, when adventurers find armor, clothing, and similar items that are made to be worn, they might need to visit an armormech, synthweaver, or similar expert to make the item wearable. The cost for such work varies from 10 to 40 percent of the market price of the item. The GM can either roll 1d4x100 or determine the increase in cost based on the extent of the alterations required.

## ARMOR CLASS (AC)

Armor protects its wearer from attacks. The armor (and shield) you wear determines your armor class (AC).

## ARMOR PROPERTIES

Many armors and shields have special properties related to their use, as shown in the Armor table.

### BULKY

While wearing armor with the bulky property, you have disadvantage on Dexterity (Stealth) checks that rely on sound.

### OBTRUSIVE

While wielding a shield with the obtrusive property, you have disadvantage on Dexterity (Stealth) checks that rely on sight.

### STRENGTH

While wearing armor or wielding a shield with the strength property, your speed is reduced by 10 unless you meet the strength requirement.

## LIGHT ARMOR

Made from supple and thin materials, light armor favors agile adventurers since it offers some protection without sacrificing mobility. If you wear light armor, you add your Dexterity modifier to the base number from your armor type to determine your Armor Class.

### COMBAT SUIT

Combat suits are seen all over the galaxy, and can be found for sale by almost any merchant who dealt in weapons and armor. Many such suits are used by military organizations, such as the Galactic Republic's military, as well as by mercenaries, criminals, bounty hunters and even some Jedi.

The suit itself offers decent protection from most types of attacks while maintaining maximum flexibility and minimum weight. However this armor is only recommended for light skirmishes.

### FIBER ARMOR

Fiber armor is a type of armor that offers more protection than the lighter combat suit. Fiber armor is heavier overall than combat suits, and not quite as flexible, but many consider the trade-offs worthwhile. It is a good source of defense from physical attacks and light blaster fire.

## MEDIUM ARMOR

Medium armor offers more protection than light armor, but it also impairs movement more. If you wear medium armor, you add your Dexterity modifier, to a maximum of +2, to the base number from your armor type to determine your Armor Class.

### MESH ARMOR

Providing solid protection for a minimal cost, mesh armor is considered excellent protection for entrenched troops or guards. However, this protection comes at a cost of mobility, limiting its uses by rapidly advancing infantry. Still, it provides more mobility than battle armor.

### WEAVE ARMOR

Weave armor was constructed from a mesh of metal or composite plates and a padded jumpsuit. Variants of the armor included less plates and more padding for a lighter, though less protective armor, and heavier plating with molded pieces to fit the wearer. Though the armor was available unmodified, most users personalized their armor.

### COMPOSITE ARMOR

Composite armor is a type of armored suit that offers a good balance of mobility and protection against most types of weapons. The micro-hydraulics of this type of powered armor provide the operator with protection, but are more bulky than mesh or weave armors. This type of armor is rarely seen outside of professional mercenaries' and soldiers' use.



## HEAVY ARMOR

Of all the armor categories, heavy armor offers the best protection. These suits of armor cover the entire body and are designed to stop a wide range of attacks. Only proficient warriors can manage their weight and bulk. Heavy armor doesn't let you add your Dexterity modifier to your Armor Class, but it also doesn't penalize you if your Dexterity modifier is negative.

### BATTLE ARMOR

Battle armor is an armor that reduced weight, but restricts movement. The armor is commonly used by mercenaries, bounty hunters, soldiers, and civilians that live in dangerous areas.

### ASSAULT ARMOR

Assault armor improved on battle armor, with the benefit of micro-hydraulics that boost the efficacy of the operator. It offers better protection, but increased weight.

### HEAVY EXOSKELETON

Heavy exoskeletons are virtually the heaviest armor acquirable during the Galactic War. It is ideal for extreme combat situations that involved direct damage and also offers a very good level of protection in sacrifice of dexterity. Some consider it claustrophobic but that was the trade-off for safety.

## SHIELDS

Shields come in varying weights, sizes, and materials. Light shields are smaller and mounted to the forearm, while medium and heavy shields are held in hand. You can only benefit from one shield at a time.

**Physical Shields.** Physical shields are made entirely of physical materials. They are cheaper than their generator counterparts, but heavier.

**Shield Generators.** Shield generators are made almost entirely of energy barriers. Medium and heavy shield generators have a physical handheld component from which the barrier emanates; medium shield generators are orbs that are slightly larger than a fist, while heavy shield generators project from a large cross.

### LIGHT SHIELDS

A light shield is generally affixed to the forearm. While a light shield does not fill the hand, you gain no benefit from it while the hand is full. You gain no benefit from a light shield while wielding a weapon with the heavy property.

### MEDIUM SHIELDS

A medium shield is a common defensive technology that protects the user from blaster fire, the elements, or other hazards. Medium shields are used in conjunction with any one-handed weapon.

### HEAVY SHIELDS

Heavy shields are much larger and more cumbersome, but they offer more protection than their smaller counterparts. Their unwieldy size, however, requires the use of a one-handed weapon with the light property in the other hand.

## ARMOR AND SHIELDS

Name	Cost	Armor	Weight	Properties
<i>Light Armor</i>				
Combat suit	100 cr	11 + Dex modifier	10 lb	—
Fiber armor	450 cr	12 + Dex modifier	13 lb	—
<i>Medium Armor</i>				
Mesh armor	500 cr	13 + Dex modifier (max 2)	20 lb	—
Weave armor	1,000 cr	14 + Dex modifier (max 2)	25 lb	—
Composite armor	2,500 cr	15 + Dex modifier (max 2)	45 lb	Bulky
<i>Heavy Armor</i>				
Battle armor	750 cr	16	55 lb	Bulky, strength 13
Assault armor	2,000 cr	17	60 lb	Bulky, strength 15
Heavy exoskeleton	9,000 cr	18	65 lb	Bulky, strength 17
<i>Shield</i>				
Light physical shield	50 cr	+1	6 lb	—
Light shield generator	125 cr	+1	2 lb	—
Medium physical shield	150 cr	+2	18 lb	Strength 13
Medium shield generator	375 cr	+2	6 lb	—
Heavy physical shield	500 cr	+3	36 lb	Obtrusive, strength 15
Heavy shield generator	1,250 cr	+3	12 lb	—

### GETTING INTO AND OUT OF ARMOR

The time it takes to don or doff armor depends on the armor's category. If you have help, you can reduce the time it takes to don or doff armor by half.

**Don.** This is the time it takes to put on armor or wield your shield. You benefit from the armor only if you take the full time to don the suit of armor.

**Doff.** This is the time it takes to remove armor or store your shield.

### DONNING AND DOFFING ARMOR

Category	Don	Doff
Light armor	1 minute	1 minute
Medium armor	5 minutes	1 minute
Heavy armor	10 minutes	5 minutes
Light shield	1 reaction	1 reaction
Medium shield	1 bonus action	1 bonus action
Heavy shield	1 action	1 action





## WEAPONS

Your class grants proficiency in certain weapons, reflecting both the class's focus and the tools you are most likely to use. Whether you favor a vibroweapon or a blaster, your weapon and your ability to wield it effectively can mean the difference between life and death while adventuring. The Weapons tables show the most common weapons used in the worlds of *Star Wars*, their price and weight, the damage they deal when they hit, and any special properties they possess. Every weapon is classified as a blaster, lightweapon, or vibroweapon. A vibroweapon or lightweapon is used to attack a target within 5 feet of you, whereas a blaster is used to attack a target at a distance. Lightweapons are generally used in melee, but due to their nature require separate proficiency.

### WEAPON PROFICIENCY

Your species, class, and feats can grant you proficiency with certain weapons or categories of weapons. The two categories are simple and martial. Most people can use simple weapons, which are commonly seen in the hands of the unspecialized, with proficiency. Martial weapons, such as vibroswords or sniper rifles, require more specialized training to use effectively. Most warriors use martial weapons because these weapons put their fighting style and training to best use. Proficiency with a weapon allows you to add your proficiency bonus to the attack roll for any attack you make with that weapon. If you make an attack roll using a weapon with which you lack proficiency, you do not add your proficiency bonus to the attack roll.

### IMPROVISED WEAPONS

Sometimes characters don't have their weapons and have to attack with whatever is close at hand. An improvised weapon includes any object you can wield in one or two hands, such as broken glass, a table leg, a frying pan, a wagon wheel, or a dead jawa.

In many cases, an improvised weapon is similar to an actual weapon and can be treated as such. At the GM's discretion, a character proficient with a weapon can use a similar object as if it were that weapon and use his or her proficiency bonus.

An object that bears no resemblance to a weapon deals 1d4 kinetic damage. If a character uses a ranged weapon to make a melee attack, or throws a melee weapon that does not have the thrown property, it also deals 1d4 damage. An improvised thrown weapon has a normal range of 20 feet and a long range of 60 feet.

### WEAPON PROPERTIES

Many weapons have special properties related to their use, as shown in the Weapons table.

#### AMMUNITION

You can use a weapon that has the ammunition property to make a ranged attack only if you have ammunition to fire from the weapon. Each time you attack with the weapon, you expend one piece of ammunition. If you use a weapon that has the ammunition property to make a melee attack, you treat the weapon as an improvised weapon.

#### AUTO

Automatic weapons can only fire in burst or rapid modes. If the weapon has both burst and rapid properties, you choose which mode to use. You can only use one mode at a time.

#### BURST

When you would make a ranged weapon attack with a weapon with the burst property, you can instead spray a 10-foot-cube area within range with shots, consuming ammunition equal to the burst number. Each creature in the area must make a Dexterity saving throw (DC = 8 + your bonus to attacks with the weapon) or take the weapon's normal damage. If the targeted area is beyond normal range but within long range, affected targets have advantage on the save.

#### DEXTERITY

A weapon with this special property requires more skill to control. While wielding it, you have disadvantage on attack rolls unless you meet the Dexterity requirement.

#### DISGUISED

You have advantage on Charisma (Deception) checks made to hide the nature of a disguised weapon.

#### DOUBLE

This weapon can be used with one or two hands. A damage value in parentheses appears with the property—the damage when the weapon is used with Double-Weapon Fighting. See the rules for Double-Weapon Fighting in chapter 9.

#### FINESSE

When making an attack with a finesse weapon, you use your choice of your Strength or Dexterity modifier for the attack and damage rolls. You must use the same modifier for both rolls.

#### FIXED

A weapon with the fixed property does not fill the hand, but you can't use the weapon while the hand is full. Additionally, you have a +10 bonus to ability checks and saving throws to avoid being disarmed of this weapon.

#### HEAVY

When you hit with an attack roll using Strength with this weapon, you deal additional damage equal to half your Strength modifier (rounded up, minimum of +1).

#### HIDDEN

You have advantage on Dexterity (Sleight of Hand) checks made to conceal a hidden weapon.

#### LIGHT

A light weapon is small and easy to handle, making it ideal for use when engaging in Double- or Two-Weapon Fighting. See the rules for Double- and Two-Weapon Fighting in chapter 9.

#### LUMINOUS

A weapon with the luminous property sheds dim light in a 5-foot radius while activated. Additionally, Dexterity (Stealth) checks made while the weapon is activated have disadvantage.

### RANGE

A weapon that can be used to make a ranged attack has a range shown in parentheses after the ammunition or thrown property. The range lists two numbers. The first is the weapon's normal range in feet, and the second indicates the weapon's maximum range. When attacking a target beyond normal range, you have disadvantage on the attack roll. You can't attack a target beyond the weapon's long range.

### RAPID

When you would make a ranged weapon attack with a weapon with the rapid property, you can instead unload on a single target, consuming ammunition equal to the rapid number. The target must make a Dexterity saving throw (DC = 8 + your bonus to attacks with the weapon). On a failed save, roll the weapon's damage dice twice and add them together, adding relevant modifiers as normal. If the target is beyond normal range but within long range, it has advantage on the save.

### REACH

This weapon adds 5 feet to your reach with it.

### RELOAD

A limited number of shots can be made with a weapon that has the reload property. A character must then reload it using an action or a bonus action (the character's choice). You must have one free hand to reload.

### RETURNING

When you throw a weapon with the returning property, it automatically returns to your hand after the attack is complete, whether you hit or miss.

### SPECIAL

A weapon with the special property has unusual rules governing its use, explained in the weapon's description (see "Special Weapons" later in this section).

### STRENGTH

A weapon with this special property has a heavy kickback. While wielding it, you have disadvantage on attack rolls unless you meet the Strength requirement. If the weapon has the burst or rapid property, you must meet the Strength requirement to use this feature.

### THROWN

If a weapon has the thrown property, you can throw the weapon to make a ranged attack. If the weapon is a melee weapon, you use the same ability modifier for that attack roll and damage roll that you would use for a melee attack with the weapon.

### TWO-HANDED

This weapon requires two hands to use.

### VERSATILE

This weapon can be used with one or two hands. A damage value in parentheses appears with the property—the damage when the weapon is used with two hands to make a melee attack.

### SPECIAL WEAPONS

Weapons with special rules are described below.

#### NEEDLER

The needler includes a specialized compartment for poison. One dose of poison, when installed in this compartment, retains its potency for 1 hour before drying. One dose of poison is effective for the next 10 shots fired by the weapon.

#### NET

A Large or smaller creature hit by a net is restrained until it is freed. A net has no effect on formless or Huge or larger creatures. A creature can use its action to make a DC 13 Strength check, freeing itself or another creature within its reach on a success. The net has an AC of 10, 5 hit points, and immunity to all damage not dealt by melee weapons. Destroying the net frees the creature without harming it and immediately ends the net's effects. While a creature is restrained by a net, you can make no further attacks with it.

#### TRANQUILIZER RIFLE

The tranquilizer rifle includes a specialized compartment for poison. One dose of poison, when installed in this compartment, retains its potency for 1 hour before drying. One dose of poison is effective for the next 4 shots fired by the weapon.

#### VIBRODART


Due to their diminutive size, vibrodarts make ineffective melee weapons. Melee attack rolls made with them are made at disadvantage.

#### VIBROLANCE

You have disadvantage when you use a vibrolance to attack a target within 5 feet of you. Also, a lance requires two hands to wield when you aren't mounted.

#### WRIST LAUNCHER

Rather than traditional power cells, the wrist launcher fires specialized projectiles in the form of darts, small missiles, or specialized canisters.



## BLASTERS

Name	Cost	Damage	Weight	Properties
<i>Simple Blasters</i>				
Blaster carbine	300 cr	1d6 energy	8 lb	Ammunition (range 60/240), reload 16, two-handed
Bowcaster	400 cr	1d10 energy	16 lb	Ammunition (range 50/200), burst 4, reload 4, strength 11, two-handed
Ion carbine	300 cr	1d3 ion	8 lb	Ammunition (range 60/240), reload 16, two-handed
Light pistol	350 cr	1d4 energy	2 lb	Ammunition (range 40/160), light, reload 12
Light repeater	900 cr	1d6 energy	12 lb	Ammunition (range 60/240), auto, burst 8, reload 16, two-handed
Light slugpistol	250 cr	1d4 kinetic	2 lb	Ammunition (range 40/160), hidden, light, reload 8
Hold-out	250 cr	1d4 energy	1 lb	Ammunition (range 30/120), hidden, light, reload 6
Needler	275 cr	1d4 kinetic	3 lb	Ammunition (range 40/160), rapid 10, reload 20, special
Scattergun	200 cr	1d6 kinetic	3 lb	Ammunition (range 20/80), burst 4, reload 4
Shotgun	350 cr	2d4 kinetic	12 lb	Ammunition (range 30/120), burst 2, reload 4, strength 11, two-handed
Slugpistol	100 cr	1d6 kinetic	3 lb	Ammunition (range 40/160), rapid 8, reload 16, strength 11
Tranquilizer rifle	200 cr	1d4 kinetic	10 lb	Ammunition (range 100/400), reload 4, two-handed, special
Wristblaster	250 cr	1d4 energy	1 lb	Ammunition (range 30/120), disguised, fixed, light, reload 12
Wrist launcher	450 cr	—	1 lb	Ammunition (range 30/120), fixed, reload 1, special



Name	Cost	Damage	Weight	Properties
<i>Martial Blasters</i>				
Assault cannon	500 cr	1d10 energy	24 lb	Ammunition (range 80/320), burst 4, reload 8, strength 11, two-handed
Blaster cannon	1,600 cr	1d12 energy	36 lb	Ammunition (range 100/400), auto, burst 2, reload 4, strength 15, two-handed
Blaster pistol	200 cr	1d6 energy	3 lb	Ammunition (range 40/160), reload 16
Blaster rifle	400 cr	1d8 energy	11 lb	Ammunition (range 100/400), reload 12, two-handed
Carbine rifle	800 cr	1d8 energy	10 lb	Ammunition (range 80/320), auto, rapid 3, reload 12, two-handed
Chaingun	1,500 cr	1d10 energy	42 lb	Ammunition (range 60/240), auto, rapid 6, reload 12, strength 15, two-handed
Cycler rifle	450 cr	1d8 kinetic	10 lb	Ammunition (range 100/400), rapid 2, reload 8, two-handed
Heavy bowcaster	1,100 cr	1d12 energy	26 lb	Ammunition (range 60/240), burst 4, reload 8, strength 15, two-handed
Heavy pistol	300 cr	1d8 energy	4 lb	Ammunition (range 40/160), reload 12, strength 11
Heavy repeater	1,200 cr	2d4 energy	16 lb	Ammunition (range 80/320), auto, burst 4, rapid 2, reload 8, strength 15, two-handed
Heavy shotgun	400 cr	2d4 kinetic	16 lb	Ammunition (range 30/120), burst 4, reload 12, strength 13, two-handed
Heavy slugpistol	750 cr	1d8 kinetic	5 lb	Ammunition (range 40/160), rapid 2, reload 8, strength 13
Hunting rifle	600 cr	1d12 kinetic	12 lb	Ammunition (range 150/600), reload 2, strength 13, two-handed
Ion pistol	200 cr	1d3 ion	3 lb	Ammunition (range 40/160), reload 16
Ion rifle	400 cr	1d4 ion	11 lb	Ammunition (range 100/400), reload 12, two-handed
Repeating blaster	1,200 cr	2d4 energy	18 lb	Ammunition (range 80/320), auto, burst 4, rapid 4, reload 8, strength 13, two-handed
Revolver	750 cr	1d8 kinetic	4 lb	Ammunition (range 30/120), rapid 6, reload 6, strength 11
Slugthrower	350 cr	1d8 kinetic	14 lb	Ammunition (range 100/400), burst 6, reload 12, two-handed
Sniper rifle	750 cr	1d12 energy	12 lb	Ammunition (range 150/600), reload 2, strength 13, two-handed
Subrepeater	1,200 cr	1d6 energy	4 lb	Ammunition (range 30/120), auto, rapid 8, light, reload 16



## LIGHTWEAPONS

Name	Cost	Damage	Weight	Properties
<i>Simple Lightweapons</i>				
Lightclub	150 cr	1d10 energy	5 lb	Luminous, two-handed
Lightdagger	100 cr	1d4 energy	1 lb	Finesse, hidden, light, luminous, thrown (range 20/60)
Lightsaber	200 cr	1d6 energy	3 lb	Hidden, luminous, versatile (1d8)
Shotosaber	500 cr	1d6 energy	2 lb	Finesse, hidden, light, luminous
<i>Martial Lightweapons</i>				
Doublesaber	1,400 cr	1d8 energy	4 lb	Double (1d8 energy), finesse, luminous
Doubleshoto	1,250 cr	1d6 energy	4 lb	Double (1d6 energy), finesse, light, luminous
Greetsaber	1,000 cr	2d6 energy	4 lb	Dexterity 11, luminous, two-handed
Lightfoil	500 cr	1d8 energy	2 lb	Finesse, hidden, luminous
Light ring	500 cr	1d6 energy	3 lb	Finesse, hidden, luminous, returning, thrown (range 30/90)
Lightsaber pike	400 cr	1d10 energy	6 lb	Dexterity 11, luminous, reach, two-handed
Martial lightsaber	300 cr	1d8 energy	2 lb	Hidden, luminous, versatile (1d10)
Saberspear	450 cr	2d4 energy	2 lb	Luminous
Saberwhip	300 cr	1d4 energy	2 lb	Finesse, hidden, luminous, reach



## VIBROWEAPONS

Name	Cost	Damage	Weight	Properties
<i>Simple Vibroweapons</i>				
Techaxe	75 cr	1d6 kinetic	2 lb	Light, thrown (range 20/60)
Vibrodagger	50 cr	1d4 kinetic	1 lb	Finesse, light, thrown (range 20/60)
Vibrodart	5 cr	1d4 kinetic	1/4 lb	Finesse, special, thrown (range 20/60)
Vibroknuckler	60 cr	1d6 kinetic	2 lb	Hidden, light
Vibromace	80 cr	1d8 kinetic	12 lb	Heavy, two-handed
Vibrostaff	100 cr	1d6 kinetic	4 lb	Versatile (2d4)
Vibrospear	120 cr	1d6 kinetic	3 lb	Thrown (range 20/60), versatile (1d8)
<i>Martial Vibroweapons</i>				
Chakram	250 cr	1d6 kinetic	3 lb	Finesse, returning, thrown (range 30/90)
Doubleblade	625 cr	1d6 kinetic	5 lb	Double (1d6 kinetic), finesse, light
Doublesword	700 cr	1d8 kinetic	5 lb	Double (1d8 kinetic), finesse
Hidden blade	200 cr	1d4 kinetic	1 lb	Finesse, fixed, hidden, light
Net	100 cr	—	3 lb	Light, finesse, special, thrown (range 15)
Techblade	250 cr	1d6 kinetic	3 lb	Finesse, light
Techstaff	600 cr	2d4 kinetic	8 lb	Double (2d4 kinetic)
Vibroaxe	300 cr	1d10 kinetic	11 lb	Dexterity 11, heavy, two-handed
Vibrobaton	225 cr	2d4 kinetic	4 lb	—
Vibroblade	150 cr	1d8 kinetic	2 lb	Versatile (1d10)
Vibrolance	100 cr	1d12 kinetic	6 lb	Reach, special
Vibropike	200 cr	1d10 kinetic	6 lb	Dexterity 11, reach, two-handed
Vibrorapier	250 cr	1d8 kinetic	2 lb	Finesse
Vibrosword	500 cr	2d6 kinetic	6 lb	Dexterity 11, two-handed
Vibrowhip	150 cr	1d4 kinetic	3 lb	Finesse, reach

## ADVENTURING GEAR

This section describes items that have special rules or require further explanation.

### EQUIPMENT PACKS

The starting equipment you get from your class includes a collection of useful adventuring gear, put together in a pack. The contents of these packs are listed here. If you are buying your starting equipment, you can purchase a pack for the price shown, which might be cheaper than buying the items individually.

#### BURGLAR'S PACK

Costs 290 credits. Includes a backpack, two glow rods, a hydrosponder, a fusion cutter, a chronometer, a grappling hook, 5 days of field rations, and a canteen.

#### DIPLOMAT'S PACK

Costs 330 credits. Includes a chest, a set of fine clothes, a datapad, 5 datacards, a stylus, 5 days of field rations, and a canteen.

#### DUNGEONEER'S PACK

Costs 320 credits. Includes a backpack, five glow rods, a fusion cutter, a grappling hook, a chronometer, 10 days of field rations, a canteen, and 50 feet of fibercord cable strapped to the side of it.

#### ENTERTAINER'S PACK

Costs 420 credits. Includes a backpack, a bedroll, two costumes, two glowrods, 5 days of field rations, a canteen, and a disguise kit.

#### EXPLORER'S PACK

Costs 250 credits. Includes a backpack, a bedroll, a blanket, a mess kit, two glowrods, a commlink, 10 days of field rations, a canteen, and 50 feet of fibercord cable strapped to the side of it.

#### PRIEST'S PACK

Costs 275 credits. Includes a backpack, a blanket, two glowrods, a datapad, a traumakit, 5 days of field rations, and a canteen.

#### SCHOLAR'S PACK

Costs 290 credits. Includes a backpack, a datapad, 5 datacards, a stylus, a holorecorder, 5 days of field rations, and a canteen.

#### TECHNOLOGIST'S PACK

Costs 670 credits. Includes a backpack, chronometer, respirator, datapad, holocomm, commlink, bedroll, canteen, and 5 days of field rations.

### AMMUNITION

#### DART

This wrist launcher ammunition deals 1d6 kinetic damage on a hit.

Item	Cost	Weight
<i>Ammunition</i>		
Dart	5 cr	—
Missile, fragmentation	100 cr	1/2 lb
Power cell	10 cr	1 lb
Projector canister, cryo	350 cr	2 lb
Projector canister, incendiary	325 cr	2 lb
Slug cartridge	2 cr	—

#### MISSILE, FRAGMENTATION

This wrist launcher ammunition deals 1d6 kinetic damage on a hit. Additionally, hit or miss, the missile then explodes. The target and each creature within 5 feet must make a DC 14 Dexterity saving throw, taking 1d10 kinetic damage on a failed save or half as much on a successful one.

#### POWER CELL

Power cells fuel blaster weapons that deal energy or ion damage. Additionally, power cells are used to energize certain tools.

#### PROJECTOR CANISTER, CRYO

When triggered, this wrist launcher ammunition produces a beam of carbonite energy in a line 15 feet long and 5 feet wide or a 15-foot cone. A single fuel canister holds enough fuel for three attacks in a line or a single attack in a cone. Each creature must make a DC 14 Constitution saving throw. On a failed save, a creature takes 1d4 cold damage and gains 1 slowed level until the end of your next turn. On a successful save, a creature takes half damage and isn't slowed. If this damage reduces a creature to 0 hit points, that creature is frozen in carbonite for 1 hour. If you lack proficiency in the wrist launcher, you must roll the damage dice twice and take the lesser total.

#### PROJECTOR CANISTER, INCENDIARY

When triggered, this wrist launcher ammunition produces a burst of flame in a line 15 feet long and 5 feet wide or a 15-foot cone. A single fuel canister holds enough fuel for three attacks in a line or a single attack in a cone. Each creature must make a DC 14 Dexterity saving throw, taking 1d8 fire damage or half as much on a successful one. The fire spreads around corners. It ignites flammable objects in the area that aren't being worn or carried. If you lack proficiency in the wrist launcher, you must roll the damage dice twice and take the lesser total.

#### SLUG CARTRIDGE

Slug cartridges are ammunition for blaster weapons that deal kinetic damage. When you reload a weapon that uses cartridges, you can reload any number of cartridges up to the weapon's reload number as a part of the same action.



## COMMUNICATIONS

### COMMLINK

Commlinks are standard handheld communication devices, fitted with microphones and receivers. Standard, personal commlinks have a range of up to 30 miles, but are reduced in dense, urban areas or areas of high level interference.

### COMM JAMMER

A comm jammer is a device used to scramble communications. A comm jammer can block transmissions from unenhanced communications devices in a 100 foot radius.

### HEADCOMM

A headcomm can be installed in a helmet or worn independently. It functions as a hands-free commlink.

### HOLOCOMM

A holocomm is a communications unit that utilizes the HoloNet. It enables users to send and receive messages through holographic-based transmission networks.

### HOLOTRACE DEVICE

A holotrace device is a wrist-worn gadget that can be used to trace a holographic transmission back to its source.

### POCKET SCRAMBLER

A pocket scrambler is a simple add-on to any commlink that automatically encodes any messages sent out. The transmitted message can only be read by a device equipped with a matched scrambler.

## DATA RECORDING AND STORAGE

### CODE CYLINDER

Code cylinders are security devices in the shape of short cylinders that contain coded information about their bearers and grant them access to secure areas.

### DATACARD


A datacard or data disk is a flat, hand-held device used in conjunction with a datapad to store information.

### DATACRON

A datacron is a type of holocron that can be accessed by non-Force-sensitives and are mainly used to store encrypted data. They are complete with an interactive projection to access the information.

### DATAPAD

A datapad is a small electronic device used for the input, storage and displaying of information. It features a holoprojective surface for 3D viewing.



Item	Cost	Weight
<i>Communications</i>		
Commlink	50 cr	1/2 lb
Comm jammer	450 cr	3 lb
Headcomm	200 cr	1 lb
Holocomm	300 cr	2 lb
Holotrace device	1,000 cr	5 lb
Pocket scrambler	800 cr	1 lb
<i>Data Recording and Storage</i>		
Code cylinder	20 cr	1/2 lb
Datacard	5 cr	—
Datatron	1,000 cr	2 lb
Datapad	100 cr	1/2 lb
Holocron	1,000 cr	2 lb
Holorecorder	100 cr	1 lb
Stylus pen	10 cr	1/2 lb
Wristpad	600 cr	2 lb

### HOLOCRON

Holocrons are information-storage devices used by force wielders that contain ancient lessons or valuable information in holographic form. They appear as palm-sized, glowing polyhedrons of crystalline material and hardware, and can only be activated and used through the power of the Force.



### HOLORECORDER

A holorecorder is a device used to record and project holograms. Some droid models are equipped with internal holorecorders.

### STYLUS PEN

A stylus pen is designed to write on both solid surfaces and touch screen interfaces.

### WRISTPAD

A wristpad is a harness with an integrated datapad and holoprojector interface that fits on the forearm and includes self-charging battery packs.



## EXPLOSIVES

### GRENADE, FRAGMENTATION

Grenades can be set to detonate on impact or with a timer that causes them to explode on initiative count 20 (losing all initiative ties). As an action, you can throw a grenade at a point you can see within 30 feet + your Strength modifier x 5. Each creature within 10 feet must make a DC 14 Dexterity saving throw. A creature takes 2d10 kinetic damage on a failed save, or half as much as on a successful one.

### GRENADE, GAS

Grenades can be set to detonate on impact or with a timer that causes them to explode on initiative count 20 (losing all initiative ties). As an action, you can throw a grenade at a point you can see within 30 feet + your Strength modifier x 5. The grenade explodes, filling the air in a 10-foot-radius sphere with yellow-green fog for 1 minute. The fog spreads around corners, and its area is heavily obscured. It lasts for 1 minute or until a wind of at least 10 miles per hour disperses it.

When a creature enters the fog or starts its turn there, it creature must make a DC 14 Constitution saving throw. The creature takes 2d6 poison damage on a failed save, or half as much damage on a successful one. Additionally, on a failed save, the creature is poisoned while it is in the cloud. Droids, constructs and humanoids wearing appropriate protective equipment are unaffected.

### GRENADE, ION

Grenades can be set to detonate on impact or with a timer that causes them to explode on initiative count 20 (losing all initiative ties). As an action, you can throw a grenade at a point you can see within 30 feet + your Strength modifier x 5. Each creature within 10 feet must make a DC 14 Dexterity saving throw. A creature takes 2d6 ion damage on a failed save, or half as much as on a successful one. Any electronics within the blast radius are disabled until rebooted.

### GRENADE, PLASMA

Grenades can be set to detonate on impact or with a timer that causes them to explode on initiative count 20 (losing all initiative ties). As an action, you can throw a grenade at a point you can see within 30 feet + your Strength modifier x 5. Each creature within 10 feet must make a DC 14 Dexterity saving throw. A creature takes 2d10 energy damage on a failed save, or half as much as on a successful one.

### MINE, FRAGMENTATION

Mines can be set to detonate when a creature comes within up to 15 feet of it or paired with a remote detonator. As an action, you can prime and set a mine on a surface you can reach, which arms at the start of your next turn. When detonated, each creature within 15 feet of it must make a DC 14 Dexterity saving throw. A creature takes 2d10 kinetic damage on a failed save, or half as much as on a successful one.

### MINE, GAS

Mines can be set to detonate when a creature comes within up to 15 feet of it or paired with a remote detonator. As an action, you can prime and set a mine

Item	Cost	Weight
<i>Explosives</i>		
Grenade, fragmentation	100 cr	1 lb
Grenade, gas	300 cr	1 lb
Grenade, ion	250 cr	1 lb
Grenade, plasma	125 cr	1 lb
Mine, fragmentation	200 cr	2 lb
Mine, gas	625 cr	2 lb
Mine, incendiary	550 cr	2 lb
Thermal detonator	2,000 cr	1 lb



on a surface you can reach, which arms at the start of your next turn. When detonated, the mine sets fills the air in a 15-foot-radius sphere with yellow-green fog for 1 minute. The fog spreads around corners, and its area is heavily obscured. It lasts for 1 minute or until a wind of at least 10 miles per hour disperses it.

When a creature enters the fog or starts its turn there, it creature must make a DC 14 Constitution saving throw. The creature takes 2d6 poison damage on a failed save, or half as much damage on a successful one. Additionally, on a failed save, the creature is poisoned while it is in the cloud. Droids, constructs and humanoids wearing appropriate protective equipment are unaffected.

### MINE, INCENDIARY

Mines can be set to detonate when a creature comes within up to 15 feet of it or paired with a remote detonator. As an action, you can prime and set a mine on a surface you can reach, which arms at the start of your next turn. When detonated, the mine sets the ground in a 15-foot radius ablaze for 1 minute. The fire ignites any flammable objects in the area that aren't being worn or carried.

When a creature enters the fire or starts its turn there, it creature must make a DC 14 Dexterity saving throw. The creature takes 2d8 fire damage on a failed save, or half as much damage on a successful one.

### THERMAL DETONATOR

Thermal detonators are unique in that can only be turned off by whoever turned them on. They can be set to detonate on impact or with a timer that causes them to explode on initiative count 20 (losing all initiative ties). As an action, you can throw a grenade at a point you can see within 30 feet + your Strength modifier x 5. Each creature within 20 feet must make a DC 14 Dexterity saving throw. A creature takes 2d6 fire and 2d10 kinetic damage on a failed save, or half as much as on a successful one. Additionally, on a failed save, the creature is knocked prone.

## LIFE SUPPORT

### AQUATIC REBREATHER

Aquatic breathers are breath masks designed to operate underwater. While worn, the wearer can breathe both air and water.

### ENVIRO-SUIT

Environment suits, atmospheric suits, or EVA suits, are pressure suits that enabled wearers to survive and operate in zero gravity space and other dangerous conditions.

### FLIGHT SUIT

Flight suits, or jumpsuits, are a type of outfit worn by pilots. They are worn in conjunction with flight helmets. They come in a variety of different colors and provide life support, and protect from hostile environments.

### RESPIRATOR

A respirator, or breath mask, is a portable device that allowed an oxygen-breather to survive in low-oxygen atmospheres. Although not suitable for use in outer-space, these hands-free masks were essential equipment for deep-space travel that might require activity outside of a starship.

## MEDICAL SUPPLIES

### ANTITOXKIT

An antitoxkit contained a variety of wide-spectrum antidote hypospray injectors that were designed to neutralize all known poisons. A kit has five charges. As an action, you can administer a charge of the kit to cure a target of one poison affecting them or to give them advantage on saving throws against poison for 1 hour. It confers no benefit to droids or constructs.

### EMERGENCY BATTERY

All non-expendable droids need recharging as they are used. The battery has ten uses. As an action, you can expend one use of the battery to stabilize a droid that has 0 hit points, without needing to make an Intelligence (Technology) check.

### MEDPAC

A medpac is a quick-acting syringe filled with a concentrated dose of kolto. As an action, you can use this medpac to restore hit points to a beast or humanoid within 5 feet. The creature rolls one die equal to the size of their Hit Die and regains hit points equal to the amount rolled + their Constitution modifier (minimum of one hit point). If the creature has Hit Dice of different sizes, use whichever Hit Die size they have the most of.

### POISON

As an action, you can use the poison in this vial to coat one vibroweapon, one slug cartridge, or one wrist launcher dart. A creature hit by the poisoned weapon must make a DC 14 Constitution saving throw, taking 2d4 poison damage on a failed save or half as much on a successful one. Once applied, the poison retains potency for 1 minute before drying.

### REPAIR KIT

A repair kit included the basic tools needed to repair a droid after being damaged in combat. The kit has three

Item	Cost	Weight
<i>Life Support</i>		
Aquatic rebreather	100 cr	2 lb
Enviro-suit	2,000 cr	15 lb
Flight suit	1,000 cr	5 lb
Respirator	200 cr	1 lb
<i>Medical</i>		
Antitoxkit	600 cr	4 lb
Emergency battery	70 cr	5 lb
Traumakit	50 cr	3 lb
Medpac	300 cr	1/2 lb
Poison	125 cr	1/2 lb
Repair kit	750 cr	3 lb
<i>Storage</i>		
Backpack	50 cr	5 lb
Canteen	10 cr	3 lb
Crate	20 cr	70 lb
Chest	50 cr	25 lb
Pouch	5 cr	1 lb



uses. As an action, you can expend one use of the kit to restore hit points to a droid or construct within 5 feet. The creature rolls one die equal to the size of their Hit Die and regains hit points equal to the amount rolled + their Constitution modifier (minimum of one hit point). If the creature has Hit Dice of different sizes, use whichever Hit Die size they have the most of.

### TRAUMAKIT

A common traumakit can be stocked with bacta packs, and contains spray-bandages, bone stabilizers, antiseptics, and other essentials for the treatment of wounds. As an action, you can expend a use of the kit to stabilize a creature that has 0 hit points, without needing to make a Wisdom (Medicine) check. A traumakit can be used to stabilize 5 times before it must be restocked at its original cost.

## STORAGE

### BACKPACK

A backpack stores 30 lb., not exceeding 1 cubic foot.

### CANTEEN

A canteen stores 4 pints of liquid.

### CRATE

A crate stores 40 gallons of liquid or 4 cubic feet of solid.

### CHEST

A chest stores 300 lb., not exceeding 12 cubic feet.

### POUCH

A pouch stores 6 lb., not exceeding 1/5 cubic foot.

## UTILITIES

### BINDERS

Binders can be used to restrain a Small or Medium creature with appropriate appendages. Applying binders takes an action, and the target must make a DC 14 Strength or Dexterity saving throw (the target chooses the ability to use). A hostile creature makes this save with advantage. Breaking the binders requires a DC 20 Strength check. Escaping them requires a DC 20 Dexterity check. A set of binders comes with one key. Without the key, unlocking the binders requires a DC 15 security kit to force open. Binders have an AC of 10 and 15 hit points. Destroying the binders frees the creature without harming it.

### CHRONOMETER

A chronometer is a device that measures and keeps linear time.

### FIELD RATIONS (ONE DAY'S)

Ration packs consist of dry foods suitable for extended travel, and are used when other food is scarce. Each pack is divided into portions and can provide enough food for one person per day.

### FUSION CUTTER

A fusion cutter is a handheld cutting tool popular among technicians. It cut through almost any reinforced material, given enough time. The internal power cell supplies an hour's worth of continuous operation.

### GLOWROD

Glowrods create a beam of light illuminating the area around you in bright light for a 20-foot radius and dim light for an additional 20 feet. The glowrod lasts for 10 hours and can be recharged by connecting to a power source or by replacing the power cell.

### GRAPPLING HOOK

A grappling hook allows a user to climb or ascend large objects. It can be mounted to a blaster, belt, or elsewhere. It has a 50-foot length.

### HEAT GENERATOR

Heat generators are special devices typically worn on belts that function as a portable, personal heat supply. Activating or deactivating the generator requires a bonus action and, while active, you are adapted to cold climates, as described in chapter 5 of the *Dungeon Master's Guide*. The generator lasts for 10 minutes and can be recharged by a power source or replacing the power cell.

### HOMING BEACON

A homing beacon is a device used to track starships or any other entity being transported. Homing beacons transmit using non-mass HoloNet transceivers able to be tracked through hyperspace. Homing beacons are small enough that they can easily be hidden inside a ship, or tucked into some crevice on its exterior.

### MACROBINOCULARS

Macrobinoculars are handheld viewing devices that allow users to observe distant objects. Some models are able to see into space from the surface of a planet.

Item	Cost	Weight
<i>Utilities</i>		
Bedroll	10 cr	7 lb
Blanket	5 cr	3 lb
Binders	50 cr	6 lb
Chronometer	100 cr	1 lb
Fibercord cable, 50 ft (rolled)	20 cr	2 lb
Field rations (one day's)	5 cr	1 lb
Fusion cutter	25 cr	2 lb
Glowrod	10 cr	2 lb
Grappling hook	50 cr	4 lb
Heat generator	400 cr	4 lb
Homing beacon	450 cr	1 lb
Hydrospanner	10 cr	2 lb
Macrobinoculars	750 cr	1 lb
Mess kit	20 cr	1 lb
Mirror	50 cr	1/2 lb
Ram, portable	40 cr	35 lb
Restraining bolt	350 cr	1 lb
Shovel	7 cr	5 lb
Tent, two-person	20 cr	5 lb

### MESS KIT

This box contains a cup and simple cutlery. The box clamps together, and one side can be used as a cooking pan and the other as a plate or shallow bowl.

### RAM, PORTABLE

You can use a portable ram to break down doors. When doing so, you gain a +4 bonus on the Strength check. One other character can help you use the ram, giving you advantage on this check.

### RESTRAINING BOLT

Restraining bolts are small, cylindrical devices that can be affixed to a droid in order to limit its functions and enforce its obedience. When inserted, a restraining bolt restricts the droid from any movement its master does not desire, and also forced it to respond to signals produced by a hand-held control unit.

Installing a restraining bolt takes 1 minute. The droid must make a DC 14 Constitution saving throw. A hostile droid makes this save with advantage. On a successful save, the restraining bolt overloads and is rendered useless. On a failed save, the restraining bolt is correctly installed, and the control unit can be used to actively control the droid. While the control unit is inactive, the droid can act freely but it can not attempt to remove the restraining bolt.



## WEAPON AND ARMOR ACCESSORIES

### BANDOLIER


A bandolier is worn across the chest. It has 12 pockets that can each hold a single item that weighs less than 2 lb, such as a vibrodagger, a fragmentation grenade, or a power cell. Once per turn, drawing an item from a bandolier does not require your object interaction.

### BIPOD

A bipod is a device mounted to a two-handed blaster weapon to offer increased stability while prone. As an action, you can deploy or collapse the bipod. While deployed, you ignore the Strength requirement on ranged weapons with the strength property while you are prone, and your speed is reduced to 0. Additionally, while deployed and prone, you have a +10 bonus to ability checks and saving throws to avoid being disarmed of the weapon.

### FRICTION-GRIP GEAR

A special set of gloves and boots that allow the wearer to stick to and climb surfaces. While wearing these items, you gain the ability to move along vertical surfaces and ceilings while leaving your hands free. You also gain a climbing speed equal your walking speed.

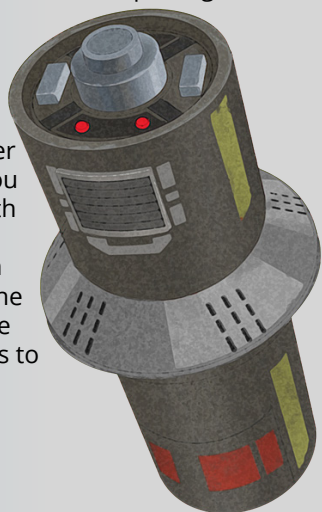


### JETPACK

Jetpacks are personal aerial transportation devices that allow the operator to fly into and through the air with great mobility. Activating or deactivating the jetpack requires a bonus action and, while active, you have a flying speed of 30 feet. The jetpack last for 1 minute per power cell (to a maximum of 10 minutes) and can be recharged by a power source or replacing the power cells.

### REMOTE DETONATOR

A small handheld device with a single button, used to activate explosives. Over the course of 1 minute, you can pair the detonator with up to two mines within 10 feet. As an action, you can remotely detonate all of the paired mines. You must be within 30 feet of the mines to detonate them.



### Item

### Cost Weight

#### Weapon and Armor Accessories

Bandolier	100 cr	2 lb
Bipod	200 cr	2 lb
Friction-grip gear	2,000 cr	12 lb
Jetpack	4,500 cr	20 lb
Remote detonator	150 cr	1 lb
Rocket boots	2,500 cr	3 lb
Stealth field generator	8,000 cr	3 lb
Tracker utility vest	150 cr	3 lb
Tripod	450 cr	16 lb

### ROCKET BOOTS

Rocket boots are a form of rocket propulsion system affixed to a pair of boots instead of being worn on the back like a standard jetpack. Activating or deactivating the boots requires a bonus action and, while active, you have a flying speed of 25 feet. The rocket boots last for 1 minute and can be recharged by a power source or replacing the power cells.

### STEALTH FIELD GENERATOR

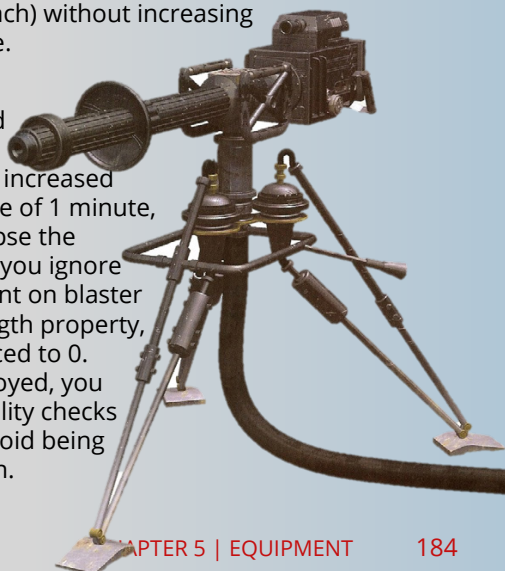
Stealth field generators are special devices typically worn on belts that function as a portable, personal cloaking device. Activating or deactivating the generator requires a bonus action and, while active, you have advantage on Dexterity (Stealth) ability checks that rely on sight. The generator lasts for 1 minute and can be recharged by a power source or replacing the power cell. This effect ends early if you make an attack or cast a force- or tech- power.

### TRACKER UTILITY VEST

A utility vest is a sleeveless item of clothing that includes several evenly-distributed pockets, popular among hunters, smugglers, and adventurers. The vest is made of leathery, hide material to resist rips, corrosion and water. The wearer can carry up to 10 light items (up to 1 lb each) without increasing their total encumbrance.

### TRIPOD

A tripod is a device used to mount a two-handed blaster weapon to offer increased stability. Over the course of 1 minute, you can deploy or collapse the tripod. While deployed, you ignore the Strength requirement on blaster weapons with the strength property, and your speed is reduced to 0. Additionally, while deployed, you have a +10 bonus to ability checks and saving throws to avoid being disarmed of the weapon.



## ADVENTURING GEAR

Item	Cost	Weight
<i>Ammunition</i>		
Dart	5 cr	—
Missile, fragmentation	100 cr	1/2 lb
Power cell	10 cr	1 lb
Projector canister, cryo	350 cr	2 lb
Projector canister, incendiary	325 cr	2 lb
Slug cartridge	2 cr	—
<i>Clothing</i>		
Clothes, common	5 cr	3 lb
Clothes, costume	50 cr	4 lb
Clothes, dress uniform	100 cr	8 lb
Clothes, fine	150 cr	6 lb
Clothes, traveler's	20 cr	4 lb
<i>Communications</i>		
Commlink	50 cr	1/2 lb
Comm jammer	450 cr	3 lb
Headcomm	200 cr	1 lb
Holocomm	300 cr	2 lb
Holotrace device	1,000 cr	5 lb
Pocket scrambler	800 cr	1 lb
<i>Data Recording and Storage</i>		
Code cylinder	20 cr	1/2 lb
Datacard	5 cr	—
Datacron	1,000 cr	2 lb
Datapad	100 cr	1/2 lb
Holocron	1,000 cr	2 lb
Holorecorder	100 cr	1 lb
Stylus pen	10 cr	1/2 lb
Wristpad	600 cr	2 lb
<i>Explosives</i>		
Grenade, fragmentation	100 cr	1 lb
Grenade, gas	300 cr	1 lb
Grenade, ion	250 cr	1 lb
Grenade, plasma	125 cr	1 lb
Mine, fragmentation	200 cr	2 lb
Mine, gas	625 cr	2 lb
Mine, incendiary	550 cr	2 lb
Thermal detonator	2,000 cr	1 lb
<i>Life Support</i>		
Aquatic rebreather	100 cr	2 lb
Enviro-suit	2,000 cr	15 lb
Flight suit	1,000 cr	5 lb
Respirator	200 cr	1 lb

Item	Cost	Weight
<i>Medical</i>		
Antitoxkit	600 cr	4 lb
Emergency battery	70 cr	5 lb
Traumakit	50 cr	3 lb
Medpac	300 cr	1/2 lb
Poison	125 cr	1/2 lb
Repair kit	750 cr	3 lb
<i>Storage</i>		
Backpack	50 cr	5 lb
Canteen	10 cr	3 lb
Chest	50 cr	25 lb
Crate	20 cr	70 lb
Pouch	5 cr	1 lb
<i>Utilities</i>		
Bedroll	10 cr	7 lb
Blanket	5 cr	3 lb
Binders	50 cr	6 lb
Chronometer	100 cr	1 lb
Fibercord cable, 50 ft (rolled)	20 cr	2 lb
Field rations (one day's)	5 cr	1 lb
Fusion cutter	25 cr	2 lb
Glowrod	10 cr	2 lb
Grappling hook	50 cr	4 lb
Heat generator	400 cr	4 lb
Homing beacon	450 cr	1 lb
Hydrospanner	10 cr	2 lb
Macrobinoculars	750 cr	1 lb
Mess kit	20 cr	1 lb
Mirror	50 cr	1/2 lb
Ram, portable	40 cr	35 lb
Restraining bolt	350 cr	1 lb
Shovel	7 cr	5 lb
Tent, two-person	20 cr	5 lb
<i>Weapon and Armor Accessories</i>		
Bandolier	100 cr	2 lb
Bipod	200 cr	2 lb
Friction-grip gear	2,000 cr	12 lb
Jetpack	4,500 cr	20 lb
Remote detonator	150 cr	1 lb
Rocket boots	2,500 cr	3 lb
Stealth field generator	8,000 cr	3 lb
Tracker utility vest	150 cr	3 lb
Tripod	450 cr	16 lb

## TOOLS

A tool helps you to do something you couldn't otherwise do, such as craft or repair an item, pick a lock, or slice into a computer. Your species, class, background, or feats give you proficiency with certain tools, which lets you add your proficiency bonus to any ability check you make using that tool. Tool use is not tied to a single ability, since proficiency with a tool represents broader knowledge of its use. Like skills, proficiency with a tool allows you to add your proficiency bonus to checks you make with it. Unlike skills, you must have your tools present in order to make an ability check with them.

The table shows examples of some of the most common types of tools. Each tool falls under one of four categories: artisan's implements, gaming sets, musical instruments, or specialist's kits. Each tool requires a separate proficiency.

### ARTISAN'S IMPLEMENTS

Artisan's implements are predominantly designed for building and crafting things of permanent nature. Each set of implements focuses on a specific craft.

**Armormech's Implements.** Armormech's implements are for crafting and repairing armor and shields.

**Armstech's Implements.** Armstech's implements are for crafting and repairing blasters and vibroweapons.

**Artificer's Implements.** Artificer's implements are for creating lightweapons.

**Artist's Implements.** Artist's implements encompass any set of tools designed to create art.

**Astrotech's Implements.** Astrotech's implements are for crafting and modifying droids.

**Biotech's Implements.** Biotech's implements are used to create cybernetic augmentations.

**Constructor's Implements.** Constructor's implements are for creating and fortifying structures.

**Cybertech's Implements.** Cybertech's implements are used for crafting and modifying wristpads.

**Gadgeteer's Implements.** Gadgeteer's implements are used for crafting many types of adventuring gear, such as jet packs or friction-grip gear.

**Jeweler's Implements.** Jeweler's implements are used to appraise gemstones and create jewelry.

**Surveyor's Implements.** Surveyor's implements are used to create both physical and digital maps.

**Synthweaver's Implements.** Synthweaver's implements create and modify articles of clothing.

**Tinker's Implements.** Tinker's implements are general use tools that can craft small and versatile trinkets.

### GAMING SETS

This item encompasses a wide range of game pieces, including dice and/or decks of cards. A few common examples appear on the Tools table, but other kinds of gaming sets exist.

### MUSICAL INSTRUMENTS

Several of the most common types of musical instruments are shown on the table as examples. Musical instruments can often be used in place of—or in addition to—a performance.

### SPECIALIST'S KITS

Like artisan's implements, specialist's kits are need to pursue a craft or trade. Some specialist's kits are used to craft items that are impermanent, such as grenades, medpacs, or poisons while other tools are used to achieve a specific purpose, such as picking locks or creating a disguise.

**Biochemist's Kit.** Biochemist's kits are used to create and enhance medpacs and other healing implements.

**Chef's Kit.** Chef's kits are used to prepare food and identify food that might be spoiled or tampered with.

**Demolitions Kit.** Demolitions kits are used to create, enhance, and disarm explosives.

**Disguise Kit.** Disguise kits are used to modify a creature's appearance, to hide their appearance or to mimic the appearance of others.

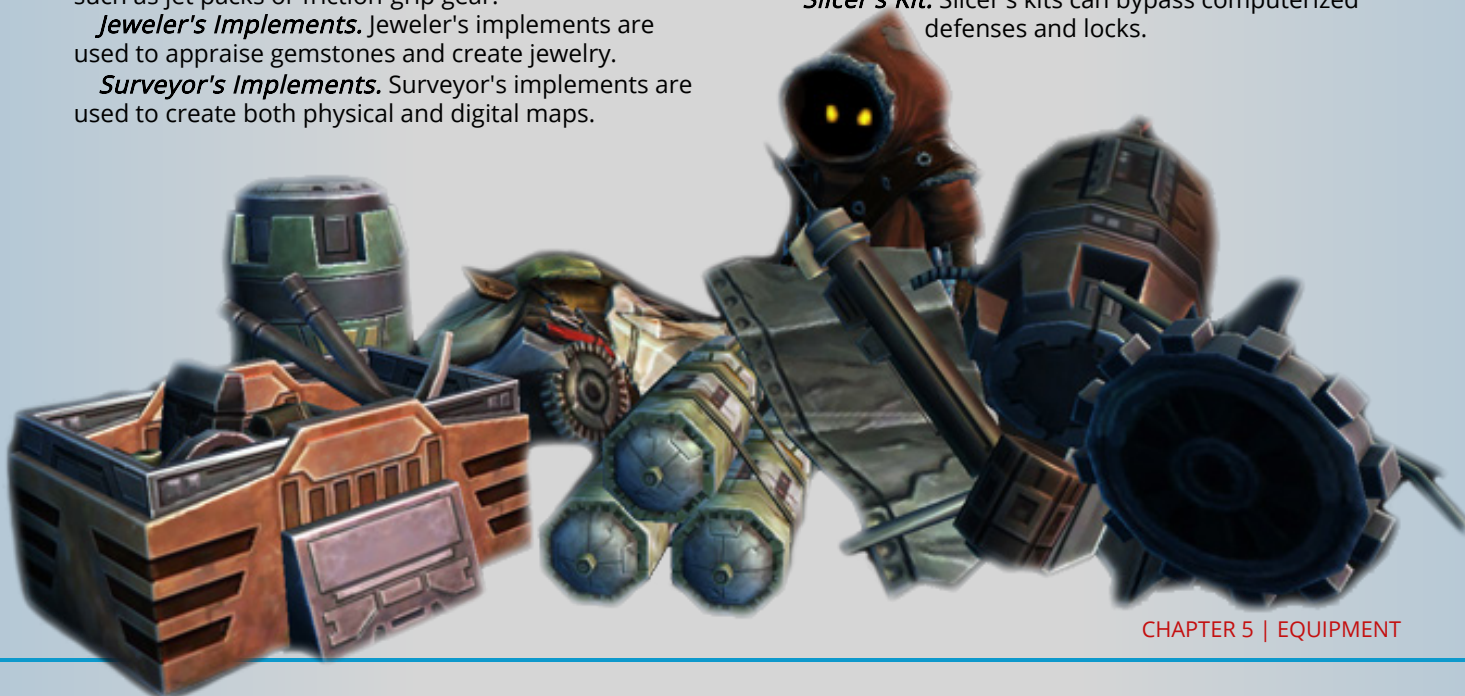
**Forgery Kit.** Forgery kits create false document and certifications, both physical and digital.

**Mechanic's Kit.** Mechanic's kits are used to craft and repair vehicles and starships.

**Poisoner's Kit.** Poisoner's kits are designed to create and identify poisons.

**Security Kit.** Security kits are used to bypass physical locks.

**Slicer's Kit.** Slicer's kits can bypass computerized defenses and locks.





## Tools

Item	Cost	Weight
<i>Artisan's implements</i>		
Armormech's implements	200 cr	8 lb
Armstech's implements	250 cr	9 lb
Artificer's implements	300 cr	5 lb
Artist's implements	100 cr	5 lb
Astrotech's implements	400 cr	12 lb
Biotech's implements	450 cr	6 lb
Constructor's implements	100 cr	7 lb
Cybertech's implements	500 cr	10 lb
Gadgeteer's implements	350 cr	7 lb
Jeweler's implements	250 cr	2 lb
Surveyor's implements	500 cr	6 lb
Synthweaver's implements	250 cr	2 lb
Tinker's implements	500 cr	10 lb
<i>Gaming set</i>		
Chance cubes	1 cr	—
Dejarik set	300 cr	8 lb
Pazaak deck	100 cr	—
Sabacc deck	150 cr	—
<i>Musical instrument</i>		
Bandfill	300 cr	2 lb
Chindinkalu horn	120 cr	7 lb
Drum	60 cr	3 lb
Fanfar	220 cr	4 lb
Fizz	160 cr	3 lb
Flute	20 cr	1 lb
Kloo horn	330 cr	2 lb
Lute	350 cr	2 lb
Mandoviol	425 cr	1 lb
Ommni box	250 cr	10 lb
Slitherhorn	120 cr	2 lb
Shawm	20 cr	1 lb
Traz	300 cr	6 lb
Valahorn	340 cr	4 lb
Xantha	170 cr	7 lb
<i>Specialist's kit</i>		
Biochemist's kit	500 cr	8 lb
Chef's kit	70 cr	8 lb
Demolitions kit	400 cr	4 lb
Disguise kit	250 cr	3 lb
Forgery kit	150 cr	5 lb
Mechanic's kit	650 cr	25 lb
Poisoner's kit	500 cr	2 lb
Security kit	650 cr	3 lb
Slicer's kit	800 cr	6 lb

## TRADE GOODS

Trade is an essential part of the galactic economy. Many spacers make their living buying and selling goods along hyperspace routes that connect the galaxy's major worlds.

A merchant may be chartered by an individual or a corporation to deliver goods to a certain port, or move goods along a specified route. During times of war, opportunities abound in the shipping of ammunition and medical supplies. Some traders, seeking to earn a quick profit, may resort to smuggling illegal or restricted cargo on behalf of one of the galaxy's many crime syndicates. The Trade Goods table shows the value of commonly exchanged goods.

### Trade Goods

Cost	Goods
100 cr	Animal, common
500 cr	Animal, livestock
2,000 cr	Animal, uncommon
100 cr	Art. common
1,000 cr	Art. quality
10,000 cr	Art, precious
400 cr	Bacta, 1 gal
10 cr	Food, common (5 lbs)
20 cr	Food. quality (5 lbs)
50 cr	Food. exotic (5 lbs)
10,000 cr	Gems, exotic (1 carat)
100 cr	Gems, semiprecious (1 carat)
1,000 cr	Gems, precious (1 carat)
10 cr	Holovid
2,500 cr	Metal, common (1 ton)
100 cr	Metal, semi-precious (1 lb)
5,000 cr	Metal, precious (1 lb)
1,500 cr	Ore. common (1 ton)
2,000 cr	Spice, common (1 lb)
5,000 cr	Spice, precious (1 lb)
10,000 cr	Spice, illicit (1 lb)



## DROIDS

One common way to spend wealth is to purchase droids. Some droids are built for scouting, while others offer advanced skillsets. Protocol droids help communicate with foreign bodies, and combat droids can help supplement a budding force. The Droids table offers some choices for purchase.

Droid Designation	Cost
3PO Series Protocol Droid	5,500 cr
B1-A Battle Droid	1,300 cr
B1-X Battle Droid	2,600 cr
Destroyer Droid	84,000 cr
DUM Series Pit Droid	650 cr
ID9 Seeker Droid	150 cr
IG-86 Assassin Droid	22,400 cr
HK Series Assassin Droid	212,000 cr
R2 Series Astromech Droid	2,800 cr

## MOUNTS AND VEHICLES

Mounts and vehicles are the two most common types of on-planet transport.

### MOUNTS

A good mount can help you move more quickly through the wilderness, but its primary purpose is to carry the gear that would otherwise slow you down. The Mounts and Other Animals table shows each animal's speed and base carrying capacity.

An animal pulling a cart or wagon can move weight up to five times its base carrying capacity, including the weight of the vehicle. If multiple animals pull the same vehicle, they can add their carrying capacity together.

Mounts other than those listed here are available in the worlds of *Star Wars*, but they are rare and not normally available for purchase, like aihwas from Kamino. Acquiring such a mount is often an adventure in-and-of itself.

Mounts are governed by Animal Handling proficiency.

### BARDING

Barding is armor designed to protect an animal's head, neck, chest, and body. Any type of armor shown on the Armor table in this chapter can be purchased as barding. The cost and weight of barding varies based on the size of the creature, as shown in the Tack, Harness, and Drawn Vehicles table.

### SADDLES

A military saddle braces the rider, helping you keep your seat on an active mount in battle. It gives you advantage on any check you make to remain mounted. An exotic saddle is required for riding an exotic mount.

## Mounts and Other Animals

Item	Cost	Speed	Carrying Capacity
Tauntaun	500 cr	50 ft.	480 lb
Kaadu	450 cr	40 ft.	620 lb
Rancor	2,000 cr	40 ft.	3,320 lb
Sleen	500 cr	40 ft.	740 lb
Varactyl	750 cr	60 ft.	2,200 lb
Bantha	1,200 cr	40 ft.	8,000 lb
Dewback	900 cr	50 ft.	1,140 lb

## Tack, Harness, and Drawn Vehicles


Item	Cost	Weight
Barding (Tiny)	x 1/3	x 1/2
Barding (Small or Medium)	x 1	x 1
Barding (Large)	x 3	x 2
Barding (Huge)	x 9	x 4
Barding (Gargantuan)	x 27	x 8
Bit and bridle	20 cr	1 lb
Cart	150 cr	200 lb
Feed (per day)	1 cr	10 lb
Saddle		
Exotic	600 cr	40 lb
Military	200 cr	30 lb
Pack	50 cr	15 lb
Riding	100 cr	25 lb
Saddlebags	40 cr	8 lb
Stabling (per day)	5 cr	—
Wagon	350 cr	400 lb

## VEHICLES

Vehicles are more common on civilized planets than animal mounts. Vehicles do not have access to barding and do not require saddles. Vehicles vary greatly based on price, speed, carrying capacity, personnel capacity, and armaments (if any). Below are some base costs for standard types of speeders. Vehicles are governed by Piloting proficiency.

### Vehicles

Item	Cost	Speed
Airspeeder	14,500 cr	750 mph
Landspeeder	10,000 cr	220 mph
Speederbike	6,000 cr	300 mph



## EXPENSES

When not descending into the depths of the earth, exploring ruins for lost treasures, or waging war against the encroaching darkness, adventurers face more mundane realities. Even in a fantastical world, people require basic necessities such as shelter, sustenance, and clothing. These things cost money, although some lifestyles cost more than others.

### LIFESTYLE EXPENSES

Lifestyle expenses provide you with a simple way to account for the cost of living in a fantasy world. They cover your accommodations, food and drink, and all your other necessities. Furthermore, expenses cover the cost of maintaining your equipment so you can be ready when adventure next calls.

At the start of each week or month (your choice), choose a lifestyle from the Expenses table and pay the price to sustain that lifestyle. The prices listed are per day, so if you wish to calculate the cost of your chosen lifestyle over a thirty-day period, multiply the listed price by 30. Your lifestyle might change from one period to the next, based on the funds you have at your disposal, or you might maintain the same lifestyle throughout your character's career.

Your lifestyle choice can have consequences. Maintaining a wealthy lifestyle might help you make contacts with the rich and powerful, though you run the risk of attracting thieves. Likewise, living frugally might help you avoid criminals, but you are unlikely to make powerful connections.

#### Lifestyle Expenses

Lifestyle	Price/Day
Wretched	—
Squalid	1 cr
Poor	2 cr
Modest	10 cr
Comfortable	20 cr
Wealthy	40 cr
Aristocratic	at least 100 cr

#### WRETCHED

You live in inhumane conditions. With no place to call home, you shelter wherever you can, sneaking into barns, huddling in old crates, and relying on the good graces of people better off than you. A wretched lifestyle presents abundant dangers. Violence, disease, and hunger follow you wherever you go. Other wretched people covet your armor, weapons, and adventuring gear, which represent a fortune by their standards. You are beneath the notice of most people.

#### SQUALID

You live in a leaky stable, a mud-floored hut just outside town, or a vermin-infested boarding house in the worst part of town. You have shelter from the elements, but you live in a desperate and often violent environment, in places rife with disease, hunger, and

misfortune. You are beneath the notice of most people, and you have few legal protections. Most people at this lifestyle level have suffered some terrible setback. They might be disturbed diseased.

#### POOR

A poor lifestyle means going without the comforts available in a stable community. Simple food and lodgings, threadbare clothing, and unpredictable conditions result in a sufficient, though probably unpleasant, experience. Your accommodations might be a room in a flophouse or in the common room above a cantina. You benefit from some legal protections, but you still have to contend with violence, crime, and disease. People at this lifestyle level tend to be unskilled laborers, peddlers, thieves, mercenaries, and other disreputable types.

#### MODEST

A modest lifestyle keeps you out of the slums and ensures that you can maintain your equipment. You live in an older part of town, renting a room in a boarding house, inn, or temple. You don't go hungry or thirsty, and your living conditions are clean, if simple. Ordinary people living modest lifestyles include soldiers with families, laborers, students, and the like.

#### COMFORTABLE

Choosing a comfortable lifestyle means that you can afford nicer clothing and can easily maintain your equipment. You live in a small domicile in a middle-class neighborhood or in a private room at a fine establishment. You associate with merchants, skilled tradespeople, and military officers.

#### WEALTHY

Choosing a wealthy lifestyle means living a life of luxury, though you might not have achieved the social status associated with the old money of nobility or royalty. You live a lifestyle comparable to that of a highly successful merchant, a favored servant of the royalty, or the owner of a few small businesses. You have respectable lodgings, usually a spacious home in a good part of town or a comfortable suite at a fine inn. You likely have a small staff of servants.

#### ARISTOCRATIC

You live a life of plenty and comfort. You move in circles populated by the most powerful people in the community. You have excellent lodgings, perhaps a townhouse in the nicest part of town or rooms in the finest inn. You dine at the best restaurants, retain the most skilled and fashionable tailor, and have servants attending to your every need. You receive invitations to the social gatherings of the rich and powerful, and spend evenings in the company of the affluent. You must also contend with the highest levels of deceit and treachery. The wealthier you are, the greater the chance you will be drawn into political intrigue as a pawn or participant.



## FOOD, DRINK, AND LODGING

The Food, Drink, and Lodging table gives prices for individual food items and a single night's lodging. These prices are included in your total lifestyle expenses.

### Food, Drink, and Lodging

Item	Cost
<i>Ale</i>	
Gallon	2 cr
Mug	1 cr
Banquet (per person)	100 cr
Bread, loaf	1 cr
<i>Caf</i>	
Cup	2 cr
Pitcher	8 cr
Cheese, hunk	1 cr
<i>Inn stay (per day)</i>	
Squalid	2 cr
Poor	4 cr
Modest	7 cr
Comfortable	15 cr
Wealthy	30 cr
Aristocratic	80 cr
<i>Meals (per day)</i>	
Squalid	1 cr
Poor	2 cr
Modest	3 cr
Comfortable	7 cr
Wealthy	15 cr
Aristocratic	30 cr
Meat, chunk	3 cr
<i>Wine</i>	
Common (pitcher)	2 cr
Fine (bottle)	100 cr

### Self-Sufficiency

The expenses and lifestyles described in this chapter assume that you are spending your time between adventures in cities, availing yourself of whatever services you can afford—paying for food and shelter, paying townspeople to repair your equipment, and so on. Some characters, though, might prefer to spend their time away from civilization, sustaining themselves in the wild by hunting, foraging, and repairing their own gear.

Maintaining this kind of lifestyle doesn't require you to spend any coin, but it is time-consuming. If you spend your time between adventures practicing a profession, as described in chapter 8, you can eke out the equivalent of a poor lifestyle. Proficiency in the Survival skill lets you live at the equivalent of a comfortable lifestyle.

## SERVICES

Adventurers can pay nonplayer characters to assist them or act on their behalf in a variety of circumstances. Most such hirelings have fairly ordinary skills, while others are masters of a craft or art, and a few are experts with specialized adventuring skills.

Some of the most basic types of hirelings appear on the Services table. Other common hirelings include any of the wide variety of people who inhabit a typical town or city, when the adventurers pay them to perform a specific task. For example, a fighter might commission an armstech to craft a special vibroblade, while a scholar might pay a tailor to make exquisite clothing for an upcoming meeting with a senator.

Other hirelings provide more expert or dangerous services. Mercenary soldiers paid to help the adventurers take on a trandoshan army are hirelings, as are sages hired to research ancient or esoteric lore. If a high-level adventurer establishes a stronghold of some kind, he or she might hire a whole staff of servants and agents to run the place, from a castellan or steward to menial laborers to keep the facilities clean. These hirelings often enjoy a long-term contract that includes a place to live within the stronghold as part of the offered compensation.

### Services

Service	Cost
<i>Speeder</i>	
Between towns	3 cr per mile
Within a city	2 cr
<i>Hireling</i>	
Skilled	20 cr per day
Untrained	2 cr per day
Messenger	1 cr per mile
Tolls	1 cr
Interplanetary Travel	100 cr per day per person



## CHAPTER 6: CUSTOMIZATION OPTIONS

**T**HE COMBINATION OF ABILITY SCORES, SPECIES, CLASS, AND background defines your character's capabilities in the game, and the personal details you create set your character apart from every other character. Even within your class and species, you have options to fine-tune what your character can do. But this chapter is for players who—with the GM's permission—want to go a step further.

This chapter defines two optional sets of rules for customizing your character: multiclassing and feats. Multiclassing lets you combine classes together, and feats are special options you can choose instead of increasing your ability scores as you gain levels. Your GM decides whether these options are available in a campaign.

Additionally, this chapter covers three other customization options: fighting styles, fighting masteries, and lightsaber forms. All three options enable a new way to engage with weapons. Lightsaber forms are restricted to forcecasters.

### MULTICLASSING

Multiclassing allows you to gain levels in multiple classes. Doing so lets you mix the abilities of those classes to realize a character concept that might not be reflected in one of the standard class options.

With this rule, you have the option of gaining a level in a new class whenever you advance in level, instead of gaining a level in your current class. Your levels in all your classes are added together to determine your character level. For example, if you have three levels in consular and two in fighter, you're a 5th-level character.

As you advance in levels, you might primarily remain a member of your original class with just a few levels in another class, or you might change course entirely, never looking back at the class you left behind. You might even start progressing in a third or fourth class. Compared to a single-class character of the same level, you'll sacrifice some focus in exchange for versatility.

#### MULTICLASSING EXAMPLE

Drew is playing a 4th-level fighter. When his character earns enough experience points to reach 5th level, Drew decides that his character will multiclass instead of continuing to progress as a fighter. Drew's fighter has been spending a lot of time with Rickey's scout, and has even been doing some jobs on the side for the Bounty Broker's Association as a bounty hunter. Drew decides that his character will multiclass into the operative class, and thus his character becomes a 4th-level fighter and 1st-level operative (written as fighter 4/operative 1).

When Drew's character earns enough experience to reach 6th level, he can decide whether to add another fighter level (becoming a fighter 5/operative 1), another operative level (becoming a fighter 4/operative 2), or a level in a third class, perhaps dabbling in the Force thanks to a Sith holocron he acquired (becoming a fighter 4/operative 1/consular 1).

### PREREQUISITES

To qualify for a new class, you must meet the ability score prerequisites for both your current class and your new one, as shown in the Multiclassing Prerequisites table. For example, a fighter who decides to multiclass into the consular class must have either Strength or Dexterity and Wisdom scores of 13 or higher. Without the full training that a beginning character receives, you must be a quick study in your new class, having a natural aptitude that is reflected by higher-than-average ability scores.

#### Multiclassing Prerequisites

Class	Ability Score Minimum
Berserker	Strength 13
Consular	Wisdom or Charisma 13
Engineer	Intelligence 13
Fighter	Strength or Dexterity 13
Guardian	Constitution 13, Wisdom or Charisma 13
Monk	Dexterity 13, Wisdom or Charisma 13
Operative	Dexterity 13
Scholar	Intelligence 13
Scout	Strength or Dexterity 13, Intelligence 13
Sentinel	Dexterity 13, Wisdom or Charisma 13

### EXPERIENCE POINTS

The experience point cost to gain a level is always based on your total character level, as shown in the Character Advancement table in chapter 1, not your level in a particular class. So, if you are a consular 6/fighter 1, you must gain enough XP to reach 8th level before you can take your second level as a fighter or your seventh level as a consular.

### HIT POINTS AND HIT DICE

You gain the hit points from your new class as described for levels after 1st. You gain the 1st-level hit points for a class only when you are a 1st-level character.

You add together the Hit Dice granted by all your classes to form your pool of Hit Dice. If the Hit Dice are the same die type, you can simply pool them together. For example, both the fighter and the guardian have a d10, so if you are a fighter 5/guardian 5, you have ten d10 Hit Dice. If your classes give you Hit Dice of different types, keep track of them separately. If you are a fighter 5/operative 5, for example, you have five d10 Hit Dice and five d8 Hit Dice.

### PROFICIENCY BONUS

Your proficiency bonus is always based on your total character level, as shown in the Character Advancement table in chapter 1, not your level in a particular class. For example, if you are a fighter 3/operative 2, you have the proficiency bonus of a 5th-level character, which is +3.

If a feature or feat allows you to forgo your proficiency bonus, you may only do so once.

## PROFICIENCIES

When you gain a level in a class other than your first, you gain only some of that class's starting proficiencies, as shown in the Multiclassing Proficiencies table.

### Multiclassing Proficiencies

Class	Proficiencies Gained
Berserker	Light armor, all vibroweapons
Consular	Simple lightweapons
Fighter	Light armor, medium armor, all blasters, all vibroweapons
Engineer	Light armor, one skill from the class's skill list, one tool from the class's list
Guardian	Light armor, medium armor, all lightweapons, all vibroweapons
Operative	Light armor, any one skill, one tool from the class's list
Monk	Techblades
Scout	Light armor, medium armor, all blasters, all vibroweapons, one skill from the class's list
Scholar	Light armor, one skill from the class's list
Sentinel	Light armor, simple lightweapons, one skill from the class's list

## CLASS FEATURES

When you gain a new level in a class, you get its features for that level. A few features, however, have additional rules when you're multiclassing: Extra Attack, Superiority Die, Unarmored Defense, and Force- or Tech-casting.

### EXTRA ATTACK

If you gain the Extra Attack class feature from more than one class, the features don't add together. You can't make more than two attacks with this feature unless it says you do.

### SUPERIORITY DICE

If you have levels in multiple classes that have superiority dice, you track the size and quantity of your superiority dice for each class separately, but you can use either classes' superiority dice to fuel the other classes' maneuvers.

### UNARMORED DEFENSE

If you already have the Unarmored Defense feature, you can't gain it again from another class.

### FORCE- AND TECH-CASTING

Your capacity for force- and tech-casting depends partly on your combined levels in all your force- or tech-casting classes and partly on your individual levels in those classes. Once you have the force- or tech-casting feature from more than one class, use the rules below. If you multiclass but have the force- or tech-

casting feature from only one class, you follow the rules as described in that class.

### POWERS KNOWN

You determine what powers you know and can prepare for each class individually, as if you were a single-classed member of that class. If you are a scout 4/consular 3, for example, you know 6 tech powers of no higher than 1st-level. As a 3rd-level consular, you know 11 force powers of no higher than 2nd-level.

Each power you know is associated with one of your classes, and you use the force- or tech-casting ability of that class when you cast the power.

### FORCE AND TECH POINTS

You determine your available force or tech points by adding together the amount given by each class, but you only add your casting modifier once.

If you have both force and tech points, you keep your pools separate, and they can only be used to fuel force or tech powers, respectively.

### MAX POWER LEVEL

When multiclassing, you determine your Max Power Level by dividing each class's potential Max Power Level by 9, multiplying the result by the number of levels in that class, adding the results for each class together (rounding down the final result), and consulting the Multiclass Max Power Level table below.

For instance, if you have four levels in Marauder Approach berserker (1.77) and three levels in guardian (1.67), you count as a 3rd-level character when determining your Max Power Level, which is 2. While you don't know any 2nd-level powers, you can cast powers you know at that level.

If you have both force- and tech-casting, you determine your Max Power Levels separately, and they can only be used to cast force or tech powers, respectively.

### Multiclass Max Power Level

Caster Level	Slot Level	Caster Level	Slot Level
1st	1st	11th	6th
2nd	1st	12th	6th
3rd	2nd	13th	7th
4th	2nd	14th	7th
5th	3rd	15th	8th
6th	3rd	16th	8th
7th	4th	17th	9th
8th	4th	18th	9th
9th	5th	19th	9th
10th	5th	20th	9th

### HIGH-LEVEL CASTING

When determining the number of higher level powers you can cast before needing a long rest, consult the rules for casting in the class in which you have the most levels.



## FEATS

A feat represents a talent or an area of expertise that gives character special capabilities. It embodies training, experience, and abilities beyond what a class provides. At certain levels, your class gives you the Ability Score Improvement feature. Using the optional feats rule, you can forgo taking that feature to take a feat of your choice instead. You can take each feat only once, unless the feat's description says otherwise.

You must meet any prerequisite specified in a feat to take that feat. If you ever lose a feat's prerequisite, you can't use that feat until you regain the prerequisite. For example, the Inspiring Leader feat requires you to have a Charisma of 13 or higher. If your Charisma is reduced below 13 somehow—perhaps by a withering curse—you can't benefit from the Inspiring Leader feat until your Charisma is restored.

### ACE PILOT

You're quite experienced both on land and in the air, be it from time in a navy, as a mercenary, or perhaps even piracy. You gain the following benefits:

- Increase your Intelligence score by 1, to a maximum of 20.
- You gain proficiency in the Piloting skill. If you are already proficient in it, you instead gain expertise in it.
- Whenever you make an Intelligence (Investigation) or Wisdom (Perception) check related to vehicles or ships, you are considered to have expertise in the Investigation or Perception skill.

### ACROBAT

You become more nimble, gaining the following benefits:

- Increase your Dexterity score by 1, to a maximum of 20.
- You gain proficiency in the Acrobatics skill. If you are already proficient in it, you instead gain expertise in it.
- As a bonus action, you can make a DC 15 Dexterity (Acrobatics) check. If you succeed, difficult terrain doesn't cost you extra movement until the end of the current turn.

### ACTOR

Skilled at mimicry and dramatics, you gain the following benefits:

- Increase your Charisma score by 1, to a maximum of 20.
- You have advantage on Charisma (Deception) and Charisma (Performance) checks when trying to pass yourself off as a different person.
- You can mimic the speech of another person or the sounds made by other creatures. You must have heard the person speaking, or heard the creature make the sound, for at least 1 minute. A successful Wisdom (Insight) check contested by your Charisma (Deception) check allows a listener to determine that the effect is faked.

### ALERT

Always on the lookout for danger, you gain the following benefits:

- You gain a +5 bonus to initiative.
- You can't be surprised while you are conscious.
- Other creatures don't gain advantage on attack rolls against you as a result of being unseen by you.

### ANIMAL HANDLER

You master the techniques needed to train and handle animals. You gain the following benefits:

- Increase your Wisdom score by 1, to a maximum of 20.
- You gain proficiency in the Animal Handling skill. If you are already proficient in it, you instead gain expertise in it.
- You can use a bonus action on your turn to command one friendly beast within 60 feet of you that can hear you and that isn't currently following the command of someone else. You decide now what action the beast will take and where it will move during its next turn, or you issue a general command that lasts for 1 minute, such as to guard a particular area.

### ATHLETE

You have undergone extensive physical training to gain the following benefits:

- Increase your Strength or Dexterity score by 1, to a maximum of 20.
- When you are prone, standing up uses only 5 feet of your movement.
- Climbing doesn't halve your speed.
- You can make a running long jump or a running high jump after moving only 5 feet on foot, rather than 10 feet.

### BATTLE SCARRED

You've spent a lifetime fighting, with the scars to prove it. You gain the following benefits:

- Increase your Constitution score by 1, to a maximum of 20.
- When you roll a 19 or a 20 on the d20 for a death saving throw, you regain 1 hit point.
- When you are reduced to 0 hit points but not killed outright, you can drop to 1 hit point instead. Once you've used this ability, you must complete a long rest before you can use it again.

## BOUNTIFUL LUCK

**Prerequisite:** 4th level, Lucky feat

Your people have extraordinary luck, which you have learned to lend to your companions when you see them falter. You're not sure how you do it; you just wish it, and it happens. Surely a sign of fortune's favor!

When an ally you can see within 30 feet of you rolls a 1 on the d20 for an attack roll, an ability check, or a saving throw, you can use your reaction and expend 1 luck point to let the ally reroll the die. The ally must use the new roll.

When you use this ability, you can't use luck points before the end of your next turn.

## BRAWNY

You become stronger, gaining the following benefits:

- Increase your Strength score by 1, to a maximum of 20.
- You gain proficiency in the Athletics skill. If you are already proficient in it, you instead gain expertise in it.
- Your carrying capacity and the weight you can push, drag, or lift doubles. If it would already double, it instead triples.

## CHARMER

You've master the art of charming those around you, gaining the following benefits:

- Increase your Charisma score by 1, to a maximum of 20.
- You gain proficiency in the Persuasion skill. If you are already proficient in it, you instead gain expertise in it.
- If you spend 1 minute talking to someone who can understand what you say, you can make a Charisma (Persuasion) check contested by the creature's Wisdom (Insight) check. If you or your companions are fighting the creature, your check automatically fails. If your check succeeds, the target is charmed by you as long as it remains within 60 feet of you and for 1 minute thereafter.

## COMPETITOR

You have a strong aptitude for competing. Select one gaming set. You gain the following benefits:

- Increase an ability score of your choice by 1, to a maximum of 20.
- You gain proficiency in the chosen gaming set. If you are already proficient with it, you instead gain expertise with it.
- As long as you spend at least 1 minute using your gaming set, you can't have disadvantage on Intelligence checks you make to use the gaming set, Charisma (Deception) checks you make to bluff with the gaming set, or Wisdom (Insight) checks you make to read an opponent with whom you are competing with the gaming set.

You can select this feat multiple times. Each time you do so, you must choose a different gaming set.

## CRAFTER

You have a knack for crafting; you work with greater efficiency and produce goods of higher quality. Select one type of artisan's implements. You gain the following benefits:

- Increase an ability score of your choice by 1, to a maximum of 20.
- You gain proficiency with the chosen tool. If you are already proficient with it, you instead gain expertise with it.
- When you craft something with the chosen tool, the total market value you can craft increases 50 cr per day. If you have expertise with it, the market value instead increases by 100 cr per day.
- If you use the tool you've selected to practice a profession during downtime, you can support a lifestyle one higher than you would normally be able to.

You can select this feat multiple times. Each time you do so, you must choose a different set of artisan's implements.

## DUNGEON DELVER

Alert to the hidden traps and secret doors found in many dungeons, you gain the following benefits:

- Increase your Intelligence or Wisdom score by 1, to a maximum of 20.
- You have advantage on Wisdom (Perception) and Intelligence (Investigation) checks made to detect the presence of secret doors.
- You have advantage on saving throws made to avoid or resist traps.
- You have resistance to the damage dealt by traps.
- You can search for traps while traveling at a normal pace, instead of only at a slow pace.

## DURABLE

Hardy and resilient, you gain the following benefits:

- Increase your Constitution score by 1, to a maximum of 20.
- When you roll a Hit Die to regain hit points, the minimum number of hit points you can regain from the roll equals twice your Constitution modifier (minimum of 2).
- Your hit point maximum increases by an amount equal to twice your level when you gain this feat. Whenever you gain a level thereafter, your hit point maximum increases by an additional 2 hit points.

## EMPATHIC

You possess keen insight into how other people think and feel. You gain the following benefits:

- Increase your Wisdom score by 1, to a maximum of 20.
- You gain proficiency in the Insight skill. If you are already proficient in it, you instead gain expertise in it.
- You can use your action to try to get uncanny insight about one humanoid you can see within 30 feet of you. Make a Wisdom (Insight) check contested by the target's Charisma (Deception) check. On a success, you have advantage on attack rolls and ability checks against the target until the end of your next turn.

## ENTERTAINER

You have a natural gift for performing. Select one musical instrument. You gain the following benefits:

- Increase an ability score of your choice by 1, to a maximum of 20.
- You gain proficiency in the chosen musical instrument. If you are already proficient with it, you instead gain expertise with it.
- While playing your chosen musical instrument, you can always readily read the emotions of those paying attention to you. During this time, and for up to one minute after completing, you have advantage on Wisdom (Insight) checks to read the emotions of those you performed for.

You can select this feat multiple times. Each time you do so, you must choose a different musical instrument.

## FANATIC

**Prerequisite:** 4th level

Every blow that hits your enemies make you feel closer to victory, making you shake in excitement. You gain the following benefits:

- When you score a critical hit with an attack roll or reduce a creature to 0 hit points, you can make one weapon attack as a bonus action.
- Whenever a creature you can see within 30 feet is reduced to 0 hit points, you go into a fervor gaining temporary hit points equal to 1d4 + your Constitution modifier.

## FEIGNED CONFIDENCE

You've spent years pretending you know what you're doing, gaining the following benefits:

- Increase your Charisma score by 1, to a maximum of 20.
- When you would make an ability check with a skill or tool that doesn't add your proficiency bonus, you can first make a DC 15 Charisma (Deception) check. On a success, you can add your proficiency bonus to the initial ability check. You can use this feature a number of times equal to your Charisma modifier (a minimum of once). You regain all expended uses when you finish a short or long rest.

## FIGHTING MASTER

**Prerequisite:** 4th level

You've mastered a particular style of fighting. Choose one of the fighting mastery options, detailed later in this chapter. You can select this feat multiple times.

## FIGHTING STYLIST

**Prerequisite:** 4th level

You adopt a particular style of fighting as your specialty, gaining the following benefits:

- Increase your Strength, Dexterity, or Constitution score by 1, to a maximum of 20.
- Choose one of the fighting style options, detailed later in this chapter.

You can select this feat multiple times.

## FORCE GUIDANCE

**Prerequisite:** The ability to cast force powers

You've learned to utilize your gift with the Force in a specific, unique way. You gain the following benefits

- Increase your Wisdom or Charisma score by 1, to a maximum of 20.
- Choose a skill or tool in which you are proficient. When you make an ability check with the chosen skill or tool, you can add half your Wisdom or Charisma modifier (your choice, rounded down, minimum of one) to the check if it doesn't already include that modifier. You can use this feature a number of times equal to your Wisdom or Charisma modifier (your choice, a minimum of once). You regain all expended uses when you complete a long rest.

You can select this feat multiple times. Each time you do so, you must choose a different skill or tool.

## FORCE OF PERSONALITY

Rooms never go unalerted to your presence, and the strength of your personality make others lose focus on their own social game. Powers and other effects infrequently override your force of will. You gain the following benefits:

- Increase your Charisma score by 1, to a maximum of 20.
- You can use your Charisma modifier instead of your Wisdom modifier when making Insight checks.
- When you would make a Wisdom saving throw, you can instead make a Charisma saving throw. You can use this feature a number of times equal to your proficiency bonus. You regain all expended uses of this feature when you complete a long rest.

## FORCE-SENSITIVE

**Prerequisite:** Type humanoid

You know two at-will force powers. When you reach 3rd level, you learn one 1st-level force power, which you can cast once per long rest. When you reach 5th level, you learn one 2nd-level force power, which you can once per long rest. Your forcecasting ability is Wisdom or Charisma (depending on power alignment). Additionally, you lose the Force-Insensitive special trait if you have it.

## FORCEFUL VIGOR

Your strength and virility rarely go unnoticed, often to the point of distraction. You gain the following benefits:

- Increase your Strength score by 1, to a maximum of 20.
- You can use your Strength modifier instead of your Constitution modifier when making Constitution checks.
- When you would make a Constitution saving throw, you can instead make a Strength saving throw. You can use this feature a number of times equal to your proficiency bonus. You regain all expended uses of this feature when you complete a long rest.



## **GALVANIZING PRESENCE**

Your presence on the battlefield is a source of inspiration. You gain the following benefits:

- Increase your Charisma score by 1, to a maximum of 20.
- As a bonus action, you let out a rallying war cry, ending the frightened or charmed condition on yourself and a number of allies that can hear you equal to your Charisma modifier (minimum of one). Once you've used this ability, you must complete a short or long rest before you can use it again.

## **HAGGLER**

Your skills at bartering have granted you the following benefits:

- Increase your Charisma score by 1 up to a maximum of 20.
- You have advantage on Charisma (Persuasion) and Charisma (Deception) checks when attempting to barter or trade.
- You are always aware of the current monetary value for any unenhanced or common enhanced item. Whenever you identify an item, you gain a rough estimate of its current monetary value.

## **HEALER**

You are an able medic, allowing you to mend wounds quickly and get your allies back in the fight. You gain the following benefits:

- Increase your Intelligence or Wisdom score by 1, to a maximum of 20.
- When you use a traumakit to stabilize a dying creature, that creature also regains 1 hit point.
- As an action, you can spend one use of a traumakit to tend to a creature and restore 1d6 + 4 hit points to it, plus additional hit points equal to the creature's maximum number of Hit Dice. The creature can't regain hit points again in this way until it finishes a short or long rest.

## **HEAVILY ARMORED**

**Prerequisite:** Proficiency with medium armor

You have trained to master the use of heavy armor, gaining the following benefits:

- Increase your Strength, Dexterity, or Constitution score by 1, to a maximum of 20.
- You gain proficiency with heavy armor. If you are already proficient with heavy armor, instead while you are wearing heavy armor, critical hits made against you are treated as normal hits.

You can take this feat twice.

## **INSPIRING LEADER**

**Prerequisite:** Charisma 13

You can spend 10 minutes inspiring your companions, shoring up their resolve to fight. When you do so, choose up to six friendly creatures (which can include yourself) within 30 feet of you who can see or hear you and who can understand you. Each creature can gain temporary hit points equal to your level + your Charisma modifier. A creature can't gain temporary hit points from this feat again until it has finished a short or long rest.

## **INVESTIGATOR**

You have an eye for detail and can pick out the smallest clues. You gain the following benefits:

- Increase your Intelligence score by 1, to a maximum of 20.
- You gain proficiency in the Investigation skill. If you are already proficient in it, you instead gain expertise in it.
- You can take the Search action as a bonus action.

## **KEEN MIND**

You have a mind that can track time, direction, and detail with uncanny precision. You gain the following benefits:

- Increase your Intelligence score by 1, to a maximum of 20.
- You always know which way is north.
- You always know the number of hours left before the next sunrise or sunset.
- You can accurately recall anything you have seen or heard within the past month.

## **LIGHTLY ARMORED**

You have trained to master the use of light armor, gaining the following benefits:

- Increase your Strength, Dexterity, or Constitution score by 1, to a maximum of 20.
- You gain proficiency with light armor. If you are already proficient with light armor, instead while you are wearing light armor, your speed increases by 5 feet.

You can take this feat twice.

## **LINGUIST**

You have studied languages and codes, gaining the following benefits:

- Increase your Intelligence score by 1, to a maximum of 20.
- You learn three languages of your choice.
- You can ably create written ciphers. Others can't decipher a code you create unless you teach them, they succeed on an Intelligence check (DC = your Intelligence score + your proficiency bonus), or they use a power to decipher it.

## LOREMASTER

Your study of history rewards you with the following benefits:

- Increase your Intelligence score by 1, to a maximum of 20.
- You gain proficiency in the Lore skill. If you are already proficient in it, you instead gain expertise in it.
- When you take the Help action to aid another creature's ability check, you can make a DC 15 Intelligence (Lore) check. On a success, that creature's check gains a bonus equal to your proficiency bonus, as you share pertinent advice and historical examples. To receive this bonus, the creature must be able to understand what you're saying.

## LUCKY

**Prerequisite:** 4th level

You have inexplicable luck that seems to kick in at just the right moment.

You have 3 luck points. Whenever you make an attack roll, an ability check, or a saving throw, you can spend one luck point to roll an additional d20. You can choose to spend one of your luck points after you roll the die, but before the outcome is determined. You choose which of the d20s is used for the attack roll, ability check, or saving throw.

You can also spend one luck point when an attack roll is made against you. Roll a d20, and then choose whether the attack uses the attacker's roll or yours. If more than one creature spends a luck point to influence the outcome of a roll, the points cancel each other out; no additional dice are rolled.

You regain your expended luck points when you finish a long rest.

## MEDIC

You master the physician's arts, gaining the following benefits:

- Increase your Wisdom score by 1, to a maximum of 20.
- You gain proficiency in the Medicine skill. If you are already proficient in it, you instead gain expertise in it.
- During a short rest, you can clean and bind the wounds of up to six willing beasts and humanoids. Make a DC 15 Wisdom (Medicine) check for each creature. On a success, if a creature spends a Hit Die during this rest, that creature can forgo the roll and instead regain the maximum number of hit points the die can restore. A creature can do so only once per rest, regardless of how many Hit Dice it spends.

## MOBILE

**Prerequisite:** 4th level

You are exceptionally speedy and agile. You gain the following benefits:

- Your speed increases by 10 feet.
- When you use the Dash action, difficult terrain doesn't cost you extra movement on that turn.
- When you make a melee attack against a creature, you don't provoke opportunity attacks from that creature for the rest of the turn, whether you hit or not.

## MODERATELY ARMORED

**Prerequisite:** Proficiency with light armor

You have trained to master the use of medium armor, gaining the following benefits:

- Increase your Strength, Dexterity, or Constitution score by 1, to a maximum of 20.
- You gain proficiency with medium armor. If you are already proficient with medium armor, instead while you are wearing medium armor, you can add 3, rather than 2, to your AC if you have a Dexterity of 16 or higher, and you ignore the bulky property of medium armor.

You can take this feat twice.

## NATURALIST

Your extensive study of nature rewards you with the following benefits:

- Increase your Intelligence score by 1, to a maximum of 20.
- You gain proficiency in the Nature skill. If you are already proficient in it, you instead gain expertise in it.
- You learn the *toxin scan* tech power. You can cast it once, using supplies scavenged around you, without the use of a wristpad and without spending tech points, and you regain the ability to do so when you finish a long rest.

## OBSERVANT

Quick to notice details of your environment, you gain the following benefits:

- Increase your Intelligence or Wisdom score by 1, to a maximum of 20.
- If you can see a creature's mouth while it is speaking a language you understand, you can interpret what it's saying by reading its lips.
- You are considered to have advantage when determining your passive Wisdom (Perception) and passive Intelligence (Investigation) scores.

## PERCEPTIVE

You hone your senses until they become razor sharp. You gain the following benefits:

- Increase your Wisdom score by 1, to a maximum of 20.
- You gain proficiency in the Perception skill. If you are already proficient in it, you instead gain expertise in it.
- Being in a lightly obscured area doesn't impose disadvantage on your Wisdom (Perception) checks if you can both see and hear.

## PERFORMER

---

You master performance so that you can command any stage. You gain the following benefits:

- Increase your Charisma score by 1, to a maximum of 20.
- You gain proficiency in the Performance skill. If you are already proficient in it, you instead gain expertise in it.
- While performing, you can try to distract one humanoid you can see who can see and hear you. Make a Charisma (Performance) check contested by the humanoid's Wisdom (Insight) check. If your check succeeds, you grab the humanoid's attention enough that it makes Wisdom (Perception) and Intelligence (Investigation) checks with disadvantage until you stop performing.

## POWER ADEPT

---

**Prerequisite:** 4th level, the ability to cast force or tech powers

When you gain this feat, choose one of the following damage types: acid, cold, fire, force, lightning, or necrotic. Powers you cast ignore resistance to damage of the chosen type. In addition, when you roll damage for a power you cast that deals damage of that type, you can treat any 1 on a damage die as a 2.

You can select this feat multiple times. Each time you do so, you must choose a different damage type.

## PRACTICED

---

You have acquired skills over your career, gaining the following benefits:

- Increase an ability score of your choice by 1, to a maximum of 20.
- You gain proficiency in any combination of two skills or tools of your choice.

## PROMISING COMMANDER

---

You've trained relentless to lead your allies on the field of battle, gaining the following benefits:

- Increase your Charisma score by 1, to a maximum of 20.
- As an action, you can gain tactical insight. For one minute, once per turn you can utter a special command or warning whenever an ally you can see within 30 feet makes an attack roll or saving throw. This creature can add a d4 to the roll provided it can hear and understand you. A creature can only benefit from one such die at a time. Once you've used this feature, you must complete a short or long rest before you can use it again.

## QUICK-FINGERED

---

Your nimble fingers and agility let you perform sleight of hand. You gain the following benefits:

- Increase your Dexterity score by 1, to a maximum of 20.
- You gain proficiency in the Sleight of Hand skill. If you are already proficient in it, you instead gain expertise in it.

- As a bonus action, you can make a Dexterity (Sleight of Hand) check to plant something on someone else, conceal an object on a creature, lift a purse, or take something from a pocket.

## QUICK-WITTED

---

Great ideas come to you naturally, often when your life depends on it. You always have a plan, or at least parts of it. You gain the following benefits:

- Increase your Intelligence score by 1, to a maximum of 20.
- You can use your Intelligence modifier instead of your Dexterity modifier when making initiative checks.
- When you would make a Dexterity saving throw, you can instead make an Intelligence saving throw. You can use this feature a number of times equal to your proficiency bonus. You regain all expended uses of this feature when you complete a long rest.

## RESILIENT

---

**Prerequisite:** 4th level

Choose one ability score. You gain the following benefits:

- Increase the chosen ability score by 1, to a maximum of 20.
- You gain proficiency in saving throws using the chosen ability.

## SILVER-TONGUED

---

You develop your conversational skill to better deceive others. You gain the following benefits:

- Increase your Charisma score by 1, to a maximum of 20.
- You gain proficiency in the Deception skill. If you are already proficient in it, you instead gain expertise in it.
- When you take the Attack action, you can replace one attack with an attempt to deceive one humanoid you can see within 30 feet of you that can see and hear you. Make a Charisma (Deception) check contested by the target's Wisdom (Insight) check. If your check succeeds, your movement doesn't provoke opportunity attacks from the target and your attack rolls against it have advantage; both benefits last until the end of your next turn or until you use this ability on a different target. If your check fails, the target can't be deceived by you in this way for 1 hour.

## SNAPPY INTERJECTION

---

You've mastered a quick tongue to aid your allies. You gain the following benefits:

- Increase your Charisma score by 1, to a maximum of 20.
- Once per short or long rest, when an ally makes an attack roll, an ability check or a saving throw, you can spend your reaction to give them advantage on the roll.



## SPECIALIST

---

You have focused training with a specific tool. Select one type of specialist's kit. You gain the following benefits:

- Increase an ability score of your choice by 1, to a maximum of 20.
- You gain proficiency with the chosen kit. If you are already proficient with it, you instead gain expertise with it.
- You can attempt ability checks with the chosen kit without the kit present, but you have disadvantage on the check when you do so.
- Whenever you make an ability check with the chosen kit and you don't have disadvantage on the check, you can treat a d20 roll of 9 or lower as a 10, as long as you spend at least 1 minute on the check.

You can select this feat multiple times. Each time you do so, you must choose a different specialist's kit.

## STEALTHY

---

You know how best to hide, gaining the following benefits:

- Increase your Dexterity score by 1, to a maximum of 20.
- You gain proficiency in the Stealth skill. If you are already proficient in it, you instead gain expertise in it.
- If you are hidden, you can move up to 10 feet in the open without revealing yourself if you end the move in a position where you're not clearly visible.

## SUPREME ACCURACY

---

**Prerequisite:** 4th level; Dexterity, Intelligence, Wisdom, or Charisma 13

You have uncanny aim with attacks that rely on precision. You gain the following benefits:

- Increase your Dexterity, Intelligence, Wisdom, or Charisma score by 1, to a maximum of 20.
- Whenever you have advantage on an attack roll using Dexterity, Intelligence, Wisdom, or Charisma you can reroll one of the dice once.

## SURVIVALIST

---

You master wilderness lore, gaining the following benefits:

- Increase your Wisdom score by 1, to a maximum of 20.
- You gain proficiency in the Survival skill. If you are already proficient in it, you instead gain expertise in it.
- You learn the *alarm* tech power. You can cast it once, using supplies scavenged around you, without the use of a wristpad and without spending tech points, and you regain the ability to do so when you finish a long rest.

## TECH DABBLER

---

You know two at-will tech powers. When you reach 3rd level, you learn and can cast one 1st-level tech power once per long rest. When you reach 5th level, you learn and can cast one 2nd-level tech power once per long

rest. Your techcasting ability is Intelligence. You require use of a wristpad for these powers. Additionally, you lose the Tech-Impaired special trait if you have it.

## TECHIE

---

You master the theory and practice of technology, gaining the following benefits:

- Increase your Intelligence score by 1, to a maximum of 20.
- You gain proficiency in the Technology skill. If you are already proficient in it, you instead gain expertise in it.
- You learn the *repair droid* tech power. You can cast it once, using supplies scavenged around you, without the use of a wristpad and without spending tech points, and you regain the ability to do so when you finish a long rest.

## THREATENING

---

You become fearsome to others, gaining the following benefits:

- Increase your Charisma score by 1, to a maximum of 20.
- You gain proficiency in the Intimidation skill. If you are already proficient in it, you instead gain expertise in it.
- When you take the Attack action, you can replace one attack with an attempt to demoralize one humanoid you can see within 30 feet of you that can see and hear you. Make a Charisma (Intimidation) check contested by the target's Wisdom (Insight) check. If your check succeeds, the target is frightened until the end of your next turn. If your check fails, the target can't be frightened by you in this way for 1 hour.

## TOUGH

---

**Prerequisite:** 4th level, Durable feat

You have the blood of heroes flowing through your veins. You gain the following benefits:

- Increase your Constitution score by 1, to a maximum of 20.
- Whenever you take the Dodge action in combat, you can spend one Hit Die to heal yourself. Roll the die, add your Constitution modifier, and regain a number of hit points equal to the total (minimum of one).

## WEAPON EXPERT

---

You have practiced extensively with a variety of weapons, gaining the following benefits:

- Increase your Strength, Dexterity, or Constitution score by 1, to a maximum of 20.
- You gain proficiency with all blasters, lightweapons, and vibroweapons. If you are already proficient with all blasters, lightweapons or vibroweapons, instead once per turn when you would roll damage for a weapon attack using a weapon from a category in which you are proficient with all weapons, you can choose to have advantage.

You can take this feat twice.

## FIGHTING STYLES

Certain class features, or the Fighting Stylist feat, offer you choice of fighting style.

You may choose your fighting style from the following options or roll on the table below to determine it randomly.

d24 Fighting Style	d24 Fighting Style
1 Akimbo	13 Great Weapon
2 Berserk	14 Guerrilla
3 Brawler	15 Gunning
4 Covert	16 Mounted
5 Defense	17 Onslaught
6 Disruption	18 Sentinel
7 Dual Wield	19 Sharpshooter
8 Duelist	20 Shield
9 Equilibrium	21 Snapshot
10 Explosives	22 Throwing
11 Formation	23 Twin-Blade
12 Formfighting	24 Versatile

### AKIMBO STYLE

You are skilled at fighting with two blasters. While you are wielding separate weapons in each hand with which you are proficient, you gain the following benefits:

- When you engage in Two-Weapon Fighting, you can add your ability modifier to the damage roll of your Two-Weapon Fighting attack as long as it doesn't already include that modifier.
- Reloading a weapon no longer requires a free hand.

### BERSERK STYLE

You are skilled at returning pain to those who deliver it. You gain the following benefits:

- When you hit with a melee weapon attack using Strength, you deal additional damage equal to your Strength modifier if that creature dealt damage to you since the start of your last turn.
- When you choose to let an attack that would miss you hit you instead, the creature rolls the damage as normal instead of choosing the maximum.

### BRAWLER STYLE

You are skilled at using your weight to your advantage. You gain the following benefits:

- You are proficient with improvised weapons.
- Your damage die for your unarmed strikes and natural weapons increases by one step (from 1 to d4, d4 to d6, or d6 to d8).
- When you take the Attack action and attempt to grapple, shove, or trip a creature, or make an attack against a creature with an unarmed strike or a weapon wielded in one hand on your turn, you can use your bonus action to make an unarmed strike, grapple, shove, or trip against the same creature.

### COVERT STYLE

You are skilled at fighting from unseen angles. You gain the following benefits:

- You can take the Hide action as a bonus action. If you could already take the Hide action as a bonus action, you can instead take it as a reaction on your turn.
- Creatures you've dealt damage to since the start of your last turn have disadvantage on Wisdom (Perception) checks made to find you.

### DEFENSE STYLE

You are skilled at the art of defending yourself. While you are wearing medium or heavy armor with which you are proficient, you gain the following benefits:

- You can use your bonus action to mark a target within 30 feet that you can see until the end of your next turn. When you do so, damage dealt to you by the target is reduced by an amount equal to half your Strength or Constitution modifier (your choice, rounded up, minimum of 1) while marked. You can only have one creature marked in this way at a time.
- You have advantage on Strength checks and Strength saving throws to avoid being moved.

### DISRUPTION STYLE

Choose one from force- or tech-casting. You are skilled at fighting and interfering with casters of the chosen type. You gain the following benefits:

- When you force a creature to make a Constitution saving throw to maintain concentration on your turn, and they succeed on the save, you can use your bonus action to force them to reroll the save. They must use the new roll.
- Once per round, when a hostile creature attempts to cast a power while within 5 feet of you, they must first make a Constitution saving throw as if to maintain concentration (DC = 10 + the power's level). On a failure, the power isn't cast and any points are wasted.

### DUAL WIELD STYLE

You are skilled at fighting with two weapons. While you are wielding separate weapons in each hand with which you are proficient, you gain the following benefits:

- When you engage in Two-Weapon Fighting, you can add your ability modifier to the damage roll of your Two-Weapon Fighting attack as long as it doesn't already include that modifier.
- When you make an opportunity attack, you can attack with both of your weapons.



### DUELIST STYLE

You are skilled in the art of fighting with a single weapon. While you are wielding a weapon in one hand with which you are proficient and no other weapons, you gain the following benefits:

- You can use your bonus action to feint. If you do so, you must make a Charisma (Deception) check contested by the target's Wisdom (Insight) check. On a success, you have advantage on the first attack roll you make against them before the start of your next turn.
- When you miss with a weapon attack on your turn, you can use your bonus action to repeat the attack against the same target. Any modifications to the original attack roll, such as advantage, disadvantage, or without your proficiency bonus, also affect this attack roll.
- Once on each of your turns, drawing or stowing a one-handed weapon no longer requires your object interaction.

### EQUILIBRIUM STYLE

You are skilled at fighting without the confines of armor. While you are wearing light or no armor and not wielding a shield, you gain the following benefits:

- You can use your bonus action to mark a target within 30 feet that you can see until the end of your next turn. When you do so, you gain a bonus to AC and Dexterity saving throws against effects the target controls equal to half your Dexterity modifier (rounded up, minimum of +1) while marked. You can only have one creature marked in this way at a time.
- You have advantage on Dexterity checks and Dexterity saving throws to avoid being moved.

### EXPLOSIVES STYLE

You are skilled at fighting with explosives. You gain the following benefits:

- You can throw grenades with your bonus action, instead of your action. If you could already throw grenades as a bonus action, you can instead do so as a reaction on your turn.
- When a creature rolls a 1 on the saving throw against an ammunition or explosive you control, they treat the effect's damage as if it had rolled the maximum.

### FORMATION STYLE

You are skilled at fighting with a partner. While an ally is within 5 feet of you, you gain the following benefits:

- You can take the Guard action as a bonus action. If you could already take the Guard action as a bonus action, you can instead take it as a reaction on your turn.
- When you move on your turn, you can use a bonus action to allow a willing ally within 5 feet of you to move with you (no action required by the ally). The ally must end this movement within 5 feet of you, and this movement can't exceed the ally's speed.
- When you choose to let an attack that would hit a guarded ally hit you instead, the creature rolls the damage as normal instead of choosing the maximum.

### FORMFIGHTING STYLE

**Prerequisite:** *The ability to cast force powers*

You are skilled at the basics of the known forms of lightsaber combat. You gain the following benefits:

- You learn three lightsaber forms, detailed later in this chapter.
- Once on each of your turns, you can draw or stow a lightweapon without using your object interaction.

### GREAT WEAPON STYLE

You are skilled at putting the weight of a weapon to your advantage. While you are wielding a light- or vibro-weapon with the two-handed property with which you are proficient, you gain the following benefits:

- When you roll a 1 or 2 on a weapon damage die, you can reroll the die and must use the new roll, even if the new roll is a 1 or 2.
- Grasping a two-handed weapon you are wielding in only one hand with your other hand no longer requires your object interaction.

### GUERRILLA STYLE

You are skilled at maneuvering across the battlefield. You gain the following benefits:

- You can take the Disengage action as a bonus action. If you could already take the Disengage action as a bonus action, you can instead take it as a reaction on your turn.
- When you take the Disengage action, you ignore unenhanced difficult terrain, and you have advantage on the first ability check or saving throw to avoid an effect that impairs your movement speed or forces you to move before the start of your next turn.

### GUNNING STYLE

You are skilled at using blasters in unique ways. While you are wielding a blaster weapon with which you are proficient, you gain the following benefits:

- When a creature rolls a 1 on the saving throw against the burst or rapid property, or a specialized power cell or slug cartridge, that you control, they treat the effect's damage as if it had rolled the maximum.
- When you use the burst property of a weapon, you can instead spray a line 20 feet long and 5 feet wide within range with shots.
- When you use the rapid property of a weapon, when you roll the weapon's damage dice twice, you can double one set of the weapon's damage dice and forgo the other instead of adding them together.

### MOUNTED STYLE

You are skilled at fighting while mounted. You gain the following benefits:

- Mounting a vehicle or beast only uses 5 feet of your movement, provided you can reach it.
- You can force an attack targeted at your mount to target you instead, provided you are a valid target for that attack.



### ONSLAUGHT STYLE

You are skilled at using your momentum to your advantage. You gain the following benefits:

- You can take the Dash action as a bonus action. If you could already take the Dash action as a bonus action, you can instead take it as a reaction on your turn.
- When you attempt to trip a creature, instead of making a Strength (Athletics) check, you can make an attack roll against the target's AC. If you are wielding your weapon in two hands, you make this attack roll with advantage.

### SENTINEL STYLE

You are skilled at techniques that take advantage of every drop in any enemy's guard. While you are wielding a light- or vibro-weapon with which you are proficient, you gain the following benefits:

- Creatures provoke an opportunity attack when they move to within your reach or move 5 feet or greater while within your reach.
- When you hit a creature that is no more than one size larger than you with an opportunity attack, the creature gains 4 slowed levels until the end of the current turn.

### SHARPSHOOTER STYLE

You are skilled with blaster weapons and can make shots that others find difficult. While you are wielding a blaster weapon with which you are proficient, you gain the following benefits:

- You can use your bonus action to mark a target 30 feet or greater from you. If you do so, and that target moves at least 5 feet before the start of your next turn, they provoke an opportunity attack from you, and you can use a blaster weapon for that opportunity attack.
- Your ranged weapon attacks ignore one-quarter and half cover against targets 30 feet or greater from you.
- Grasping a two-handed weapon you are wielding in only one hand with your other hand no longer requires your object interaction.

### SHIELD STYLE

You are skilled at using your shield to defend your allies as well as yourself. While you are wielding a shield with which you are proficient, you gain the following benefits:

- If you are wielding a heavy shield, you are no longer required to wield a weapon with the light property in the other hand.
- You can use a bonus action to try to shove or trip a creature within 5 feet of you with your shield.
- When you use a shield as an improvised weapon, you are considered proficient in it.

### SNAPSHOT STYLE

You are skilled at getting up close and personal with blaster weapons. While you are wielding a blaster weapon with which you are proficient, you gain the following benefits:

- When making a ranged weapon attack while you are within 5 feet of a hostile creature, you do not have disadvantage on the attack roll.

- Your ranged weapon attacks ignore one-quarter and half cover against targets within 30 feet of you.
- When you roll a 1 on a blaster weapon damage die against a creature within 30 feet, you can reroll the die and must use the new roll, even if the new roll is a 1.
- Grasping a two-handed weapon you are wielding in only one hand with your other hand no longer requires your object interaction.

### THROWING STYLE

You are skilled with the techniques of throwing weapons. While you are wielding a weapon with the thrown property with which you are proficient, you gain the following benefits:

- Whenever you make a ranged attack with a thrown weapon, you can immediately draw another weapon as part of the attack.
- Whenever you make a ranged attack with a thrown weapon, you can move up to 5 feet without provoking opportunity attacks.
- When you miss with a ranged attack with a thrown weapon, you can use your bonus action to repeat the attack against a creature within 15 feet and behind your initial target. Any modifications to the original attack roll, such as advantage, disadvantage, or without your proficiency bonus, also affect this attack roll.

### TWIN-BLADE STYLE

You are skilled at fighting with double-bladed weapons. While you are wielding a weapon with the double property with which you are proficient, you gain the following benefits:

- When you engage in Double-Weapon Fighting, you can add your ability modifier to the attack roll of your Double-Weapon Fighting attack.
- When you attempt to shove a creature, instead of making a Strength (Athletics) check, you can make an attack roll against the target's AC. If you are wielding your weapon in two hands, you make this attack roll with advantage.

### VERSATILE STYLE

You are skilled at using weapons in different ways. While you are wielding a melee weapon with the versatile property with which you are proficient and no other weapons, you gain the following benefits:

- When you miss with a melee weapon attack on your turn while wielding a weapon in two hands, you can use your bonus action to repeat the attack roll against the same target using one hand. Any modifications to the original attack roll, such as advantage, disadvantage, or without your proficiency bonus, also affect this attack roll.
- When you miss with a melee weapon attack on your turn while wielding a weapon in one hand, you can use your bonus action to attempt to shove or trip that creature. Any modifications to the original attack roll, such as advantage, disadvantage, or without your proficiency bonus, also affect this ability check.
- Grasping a versatile weapon you are wielding in only one hand with your other hand no longer requires your object interaction.

## FIGHTING MASTERIES

Certain class features, or the Fighting Master feat, offer your choice of fighting mastery.

You may choose your fighting mastery from the following options or roll on the table below to determine it randomly.

d24 Fighting Mastery	d24 Fighting Mastery
1 Akimbo	13 Great Weapon
2 Berserk	14 Guerrilla
3 Brawler	15 Gunning
4 Covert	16 Mounted
5 Defense	17 Onslaught
6 Disruption	18 Sentinel
7 Dual Wield	19 Sharpshooter
8 Duelist	20 Shield
9 Equilibrium	21 Snapshot
10 Explosives	22 Throwing
11 Formation	23 Twin-Blade
12 Formfighting	24 Versatile

### AKIMBO MASTERY

You've mastered fighting with two blasters, unleashing a volley of shots. While you are wielding separate weapons in each hand with which you are proficient, you gain the following benefits:

- When you roll the maximum on a weapon damage die against a creature, that creature suffers a -1 penalty on the first attack roll it makes before the start of your next turn.
- You can engage in Two-Weapon Fighting even when the weapons you are wielding lack the light property.
- You can reload two weapons when you would normally only be able to reload only one.
- When you take the Attack action, you can choose to attack swiftly at the expense of accuracy. Your weapon attack is made without the aid of your proficiency bonus, but you can use your reaction to attack with a different weapon that you're holding in the other hand, also without your proficiency bonus. If you would make more than one attack when you take the Attack action, only one attack is made without your proficiency bonus.

### BERSERK MASTERY

You've mastered returning pain to those who deliver it, becoming a scourge on the battlefield. You gain the following benefits:

- When a creature within 5 feet of you deals damage to you with a weapon or unarmed strike, you can use your reaction to make a melee weapon attack or unarmed strike against that creature. On a hit, you deal additional damage equal to your proficiency bonus.

- When a creature scores a critical hit against you, you have advantage on the first attack you make against that creature before the end of your next turn. If you would already have advantage, you can instead reroll one of the dice once.
- You have advantage on saving throws that would force you to act against your will, be frightened, or prevent you from attacking a creature.

### BRAWLER MASTERY

You've mastered using your weight to your advantage, easily wrangling targets around. You gain the following benefits:

- Your improvised weapons use a d6 for damage and gain the versatile (2d4) property.
- Your damage die for your unarmed strikes and natural weapons increases by one step (from 1 to d4, d4 to d6, or d6 to d8).
- Your speed isn't halved by carrying a grappled creature who is the same size category as you or smaller.
- Once per turn, when you hit a creature with an unarmed strike or a weapon wielded in one hand on your turn, you can make an additional unarmed strike against the same target without the aid of your proficiency bonus (no action required).

### COVERT MASTERY

You've mastered fighting from unseen angles, gaining an advantage over your foes. You gain the following benefits:

- You can try to hide when you are lightly obscured from the creature from which you are hiding.
- Dim light doesn't impose disadvantage on your Wisdom (Perception) checks that rely on sight.
- When you are hidden from a creature and miss it with an unarmed strike or weapon attack, making the attack doesn't automatically reveal your position.
- Once per turn, when you deal damage to a creature with an unarmed strike or weapon attack while hidden from it, you deal additional damage equal to your proficiency bonus.



## DEFENSE MASTERY

You've mastered the art of defending yourself, treating your armor as a second skin. While you are wearing medium or heavy armor with which you are proficient, you gain the following benefits:

- Damage that you take from weapons is reduced by an amount equal to your proficiency bonus. If this would reduce the damage to 0, the damage is instead reduced to 1.
- When a creature makes a melee attack against you while within your reach, whether the attack hits or misses, you can use your reaction to attempt to shove that creature up to 10 feet directly away from you.
- The time it takes for you to don and doff armor is reduced by half.

## DISRUPTION MASTERY

Choose one from force- or tech-casting. You've mastered fighting and interfering with casters of the chosen type, confounding their concentration. You gain the following benefits:

- When a creature within 30 feet of you that you can see casts a power, they provoke an opportunity attack from you.
- Whenever you force a creature to make a saving throw to maintain concentration, the DC for the saving throw increases by an amount equal to your proficiency bonus.
- You have advantage on saving throws against powers cast by creatures you can see if you've dealt damage to them since the start of your last turn.

## DUAL WIELD MASTERY

You've mastered fighting with two weapons, becoming a flurry of motion. While you are wielding separate weapons in each hand with which you are proficient, you gain the following benefits:

- When you use your bonus action to engage in Two-Weapon Fighting, you can choose to forgo one or more attacks. For each attack you forgo, you gain a +1 bonus to AC until the start of your next turn.
- You can engage in Two-Weapon Fighting even when the weapons you are wielding lack the light property.
- You can draw or stow two weapons when you would normally be able to draw or stow only one.
- When you use your bonus action to engage in Two-Weapon Fighting, you can choose to forgo your proficiency bonus. If you do so, you can make an additional attack with that weapon, also without your proficiency bonus. If you would normally make more than one attack with your bonus action, only one attack is made without your proficiency bonus.

## DUELIST MASTERY

You've mastered the art of fighting with a single weapon, making one weapon feel like many. While you are wielding a weapon in one hand with which you are proficient and no other weapons, you gain the following benefits:

- When you take the Attack action, you can choose to attack with haste at the expense of accuracy. Your weapon attack is made without the aid of your proficiency bonus, but you can use your reaction to make an additional weapon attack, also without your proficiency bonus. If you would make more than one attack when you take the Attack action, only one attack is made without your proficiency bonus.
- When a creature hits you with a melee attack, you can use your reaction to add your proficiency bonus to your AC for that attack, potentially causing the attack to miss you.
- You have advantage on ability checks and saving throws to avoid being disarmed.

## EQUILIBRIUM MASTERY

You've mastered fighting without the confines of armor, treating combat as an elegant dance. While you are wearing light or no armor and not wielding a shield, you gain the following benefits:

- When a creature misses you with a weapon attack, you can use your reaction to make an unarmed strike or weapon attack against that creature without your proficiency bonus.
- When a creature hits you with a weapon attack, you can use your reaction to impose a penalty to the attack roll equal to your proficiency bonus, potentially causing the attack to miss.
- If you are disarmed, you can use your reaction to immediately catch the weapon.





## EXPLOSIVES MASTERY

You've mastered fighting with explosives, causing untold destruction. You gain the following benefits:

- When determining the save DC of an ammunition or explosive you control, you can use 8 + your proficiency bonus + your Intelligence modifier, if it would be higher than the item's DC.
- When using an ammunition or explosive that requires a saving throw and deals damage, you can take a penalty to the save DC equal to your proficiency bonus. If you do so, the item's damage increases by an amount equal to your proficiency bonus.
- You have advantage on saving throws against ammunition and explosive you control.

## FORMATION MASTERY

You've mastered fighting with a partner, learning to move and act as a single unit. While an ally is within 5 feet of you, you gain the following benefits:

- When a creature misses an ally within 5 feet of you with a weapon attack, you can use your reaction to make a weapon attack against that creature without your proficiency bonus.
- When a creature hits an ally within 5 feet of you with a weapon attack, you can use your reaction to impose a penalty to the attack roll equal to your proficiency bonus, potentially causing the attack to miss.
- When you take the Guard action, the guarded ally has advantage on Dexterity saving throws that would affect only them while guarded.

## FORMFIGHTING MASTERY

**Prerequisite:** *The ability to cast force powers*

You've mastered the basics of the known forms of lightsaber combat, wielding your weapon with unparalleled grace. You gain the following benefits:

- You learn three lightsaber forms, detailed later in this chapter. If you already know at least three lightsaber forms, you instead learn the remaining forms.
- Once on each of your turns, before you make a melee weapon attack, you can choose to forgo your proficiency bonus. If you do so, you can engage in one of your lightsaber forms without using your bonus action. If that form lets you make an attack, that attack is also made without your proficiency bonus.
- Once on each of your turns, before you make a melee weapon attack, you can choose to forgo your proficiency bonus. If you do so, and the attack hits, you can choose another creature within 5 feet of it. If the original attack roll would hit the second creature, it takes damage equal to twice your proficiency bonus.

## GREAT WEAPON MASTERY

You've mastered putting the weight of a weapon to your advantage, letting its momentum empower your strikes. While you are wielding a light- or vibro-weapon with the two-handed property with which you are proficient, you gain the following benefits:

- On your turn, when you score a critical hit or reduce a creature to 0 hit points with a melee weapon attack, you can make one melee weapon attack as a bonus action.

- When you miss with a melee weapon attack, you can use your bonus action to repeat the attack against the same target. Any modifications to the original attack roll, such as advantage, disadvantage, or without your proficiency bonus, also affect this attack roll. On a hit, this attack deals kinetic damage equal to your Strength modifier.
- Before you make a melee weapon attack, you can choose to forgo your proficiency bonus. If the attack hits, you add twice your proficiency bonus to the attack's damage.
- While wielding the weapon in two hands, you have advantage on ability checks and saving throws to avoid being disarmed.

## GUERRILLA MASTERY

You've mastered maneuvering across the battlefield, sliding through openings that others might not see. You gain the following benefits:

- You can move through a hostile creature's space regardless of that creature's size.
- When you hit a creature with an opportunity attack, you can move up to half your speed (no action required) without provoking opportunity attacks from that creature.
- Once per turn, when you hit a creature with a weapon attack, another enemy of the creature is within 5 feet of it, and that enemy isn't incapacitated, you can deal additional damage equal to twice your proficiency bonus.
- When a hostile creature moves to within 5 feet of you, you can use your reaction to Disengage and move up to half your speed. If you could already use your reaction to Disengage and move up to half your speed, you can instead move up to your full speed.



### GUNNING MASTERY

You've mastered using blasters in unique ways, controlling the battlefield. While you are wielding a blaster weapon with which you are proficient, you gain the following benefits:

- When a creature succeeds on the saving throw against the burst or rapid property of your weapon, they take damage equal to the weapon's governing ability modifier.
- When you use the burst property of a weapon, you can choose to forgo your proficiency bonus to the save DC. If you do so, each creature that fails the save takes additional damage equal to your proficiency bonus.
- When you use the rapid property of a weapon, you can choose to forgo your proficiency bonus to the save DC. If you do so, and the target fails the save, they take additional damage equal to twice your proficiency bonus.
- You treat the strength number of weapons as one step lower (19 to 17, 17 to 15, 15 to 13, or 13 to 11). If the strength number is 11, you ignore it entirely.

### MOUNTED MASTERY

You've mastered the art of fighting while mounted, moving seamlessly with your companion. While you are mounted on a vehicle or controlled beast, you gain the following benefits:

- Once per turn, you can choose to have advantage on a melee weapon attack roll against an unmounted creature that is smaller than your mount. If the attack hits, you deal additional damage equal to your proficiency bonus.
- If your mount is subjected to an effect that allows it to make a Dexterity saving throw to take only half damage, you can use your reaction to have it instead take no damage if it succeeds on the saving throw, and only half damage if it fails.
- While mounted on a vehicle, you can use your bonus action instead of your action to take one of the vehicle's actions available to you. You can't take the same action twice in one turn.



- While mounted on a controlled beast, you can use your bonus action to have your mount make a single attack against a creature within its range.

### ONSLAUGHT MASTERY

You've mastered using your momentum to your advantage, effectively pummeling creatures into submission and keeping them down once they fall. You gain the following benefits:

- When a creature falls prone within 5 feet of you, they provoke an opportunity attack from you.
- When you would have advantage on a melee weapon attack due to a creature being prone, you can reroll one of the dice once.
- When a prone creature within 5 feet of you attempts to stand, they provoke an opportunity attack from you.
- Once on each of your turns, if you move at least 10 feet in a straight line towards a creature immediately before hitting it with a melee weapon attack, you can deal additional damage equal to your proficiency bonus.

### SENTINEL MASTERY

You've mastered techniques to take advantage of every drop in any enemy's guard; in tight spaces you are indomitable. While you are wielding a light- or vibro-weapon with which you are proficient, you gain the following benefits:

- Creatures within your reach provoke opportunity attacks from you even if they take the Disengage action.
- You can use a bonus action to enter a defensive stance that lasts until the start of your next turn. While in your defensive stance, you have a number of special reactions equal to your proficiency bonus that you can only use to make opportunity attacks. You can only take one reaction per turn.
- When you take the Dodge action, once per round, you can take two reactions on the same turn, instead of only one.

### SHARPSHOOTER MASTERY

You've mastered blaster weapons and can easily make shots that others find impossible. While you are wielding a blaster weapon with which you are proficient, you gain the following benefits:

- Attacking at long range doesn't impose disadvantage on your ranged weapon attack rolls.
- Your ranged weapon attacks ignore one-quarter and half cover against targets 30 feet or greater from you. If your ranged weapon attacks would already ignore one-quarter and half cover against targets 30 feet or greater from you, they now also ignore three-quarters cover.
- Before you make an attack with a blaster weapon against a target 30 feet or greater from you, you can choose to forgo your proficiency bonus. If the attack hits, you add twice your proficiency bonus to the attack's damage.



### SHIELD MASTERY

You've mastered using a shield to defend your allies as well as yourself, strategically imposing your shield to capitalize on its protection. While you are wielding a shield with which you are proficient, you gain the following benefits:

- If you aren't incapacitated, you can add your shield's AC bonus to any Dexterity saving throw you make against a power or other harmful effect.
- When a creature you can see damages you, you can use your reaction to reduce the damage by an amount equal to your proficiency bonus.
- When you are subjected to an effect that allows you to make a Dexterity saving throw to take only half damage, and you succeed on the saving throw, you can use your reaction to take no damage.

### SNAPSHOT MASTERY

You've mastered getting up close and personal with blaster weapons, maintaining both rate of fire and accuracy. While you are wielding a blaster weapon with which you are proficient, you gain the following benefits:

- When you take the Attack action targeting a creature within 30 feet, you can choose to attack rapidly at the expense of accuracy. Your ranged weapon attack is made without the aid of your proficiency bonus, but you can use your bonus action to make an additional ranged weapon attack, also without your proficiency bonus. If you would make more than one attack when you take the Attack action, only one attack is made without your proficiency bonus.
- Your ranged weapon attacks ignore one-quarter and half cover against targets within 30 feet of you. If your ranged weapon attacks would already ignore one-quarter and half cover against targets within 30 feet of you, they now also ignore three-quarters cover.
- Other creatures provoke an opportunity attack from you when they move to within 30 feet of you, and you can make ranged weapon attacks with blaster weapons when making opportunity attacks.

### THROWING MASTERY

You've mastered the techniques of throwing weapons, readily blending the weapons with your movements. While you are wielding a weapon with the thrown property with which you are proficient, you gain the following benefits:

- Attacking at long range doesn't impose disadvantage on your ranged weapon attack rolls with thrown weapons.
- Once on each of your turns, you can make a ranged weapon attack with a thrown weapon against a target within the weapon's normal range without the aid of your proficiency bonus (no action required).
- When you hit a creature with a ranged attack with a thrown weapon, you have advantage on your next melee weapon attack against that creature before the end of your next turn.
- Once per turn, you can draw a weapon with the thrown property without using your object interaction.

### TWIN-BLADE MASTERY

You've mastered fighting with double-bladed weapons, using both ends to devastating effect. While you are wielding a weapon with the double property with which you are proficient, you gain the following benefits:

- Whenever you roll the maximum on a weapon damage die against a creature, you gain a +1 bonus to the next attack roll you make against that creature before the end of your next turn.
- You can engage in Double-Weapon Fighting even when the weapon you are wielding lacks the light property.
- Grasping a double weapon you are wielding in only one hand with your other hand no longer requires your object interaction.
- Before you make a melee weapon attack, you can choose to forgo your proficiency bonus. If the attack hits, you add your proficiency bonus to the attack's damage.

### VERSATILE MASTERY

You've mastered using weapons in different ways, altering your attack patterns mid-swing. While you are wielding a light- or vibro-weapon with the versatile property with which you are proficient and no other weapons, you gain the following benefits:

- When you are the target of a melee weapon attack, you can immediately use your reaction to make a melee weapon attack against the target without your proficiency bonus. On a hit, the target suffers the attack's normal effects, and you impose disadvantage on the triggering roll.
- Once per turn, when you make an attack roll while wielding a weapon in two hands, you can attempt to follow up on the attack. If the attack hits, the creature must make a Strength saving throw (DC = 8 + your bonus to attacks with the weapon). On a failed save, the creature is pushed back 5 feet, and you can immediately move into the space it just vacated without provoking opportunity attacks.
- Once per turn, when you make an attack roll while wielding a weapon in one hand, the target is wielding a shield, and your other hand is empty, you can use your other hand to pull down the shield (no action required). If you do so, the creature gains no benefit to armor class from its shield for that attack.





## LIGHTSABER FORMS

Certain class features, Formfighting Style, or Formfighting Mastery, offer your choice of lightsaber forms.

You may choose your lightsaber forms from the following options or roll on the table below to determine them randomly.

d12 Lightsaber Form	d12 Lightsaber Form
1 Ataru	7 Shien
2 Djem So	8 Shii-Cho
3 Jar'Kai	9 Soresu
4 Juyo	10 Sokan
5 Makashi	11 Trakata
6 Niman	12 Vaapad

Each known form can be adopted on your turn by using your bonus action.

### ATARU FORM

As a part of the bonus action to adopt this form, you can leap up to 15 feet to an unoccupied space you can see.

### DJEM SO FORM

Before the end of your next turn, you can add half your Wisdom or Charisma modifier (your choice, rounded down, minimum of +1) to one ability check or attack roll you make using Strength.

### JAR'KAI FORM

As a part of the bonus action to adopt this form, if you took the Attack action, you can engage in Double- or Two-Weapon Fighting.

Each time you hit with an attack on this turn, you can move up to 5 feet without provoking opportunity attacks from the creature you hit.

### JUYO FORM

Until the start of your next turn, your critical hit range with weapons increases by 1.

### MAKASHI FORM

Until the start of your next turn, when a creature makes a melee weapon attack against you and misses, you can use your reaction to make one melee weapon attack against that creature.

### NIMAN FORM

As a part of the bonus action to adopt this form, if you took the Attack action, you can engage in Double- or Two-Weapon Fighting.

Until the end of your next turn, you can use Wisdom or Charisma instead of Strength or Dexterity for the attack and damage rolls of your melee weapon attacks. You must use the same modifier for both rolls.

### SORESU FORM

The first time you take kinetic, energy, or ion damage from a weapon before the end of your next turn, that damage is reduced by half.

### SHIEN FORM

Before the end of your next turn, you can add half your Wisdom or Charisma modifier (your choice, rounded down, minimum of +1) to one your AC against one attack.

### SHII-CHO FORM

As a part of the bonus action to adopt this form, if you took the Attack action, you can engage in Double- or Two-Weapon Fighting.

Additionally, the first time you hit a creature within 5 feet of you with a weapon attack before the end of your next turn, you can force the target to make a Strength saving throw (DC = 8 + your bonus to attacks with the weapon). On a failed save, it is pushed back 5 feet, and you can immediately move into the space it just vacated without provoking opportunity attacks.

### SOKAN FORM


Until the start of your next turn, you ignore difficult terrain. Additionally, when an opponent makes a melee weapon attack against you, you can use your reaction to move to another space within 5 feet of that opponent without provoking opportunity attacks, imposing disadvantage on the triggering roll.

### TRAKATA FORM

As a part of the bonus action to adopt this form, you can flourish your weapon to attempt to distract an enemy you can see. Make a Dexterity (Sleight of Hand) check contested by a Wisdom (Perception) check of one creature that you can see within 5 feet of you. On a success, that creature has disadvantage on the next attack roll it makes against you.

### VAAPAD FORM

Once before the start of your next turn, if you would have advantage on a melee weapon attack, you can choose to forgo the advantage. If you do so, you can make one melee weapon attack against the same target (no action required).



# CHAPTER 7: USING ABILITY SCORES

**S**IX ABILITIES PROVIDE A QUICK DESCRIPTION OF every creature's physical and mental characteristics:

**Strength**, measuring physical power

**Dexterity**, measuring agility

**Constitution**, measuring endurance

**Intelligence**, measuring reasoning and memory

**Wisdom**, measuring awareness and intuition

**Charisma**, measuring force of personality

Is a character muscle-bound and insightful? Brilliant and charming? Nimble and hardy? Ability scores define these qualities—a creature's assets as well as weaknesses.

The three main rolls of the game—the ability check, the saving throw, and the attack roll—rely on the six ability scores. The book's introduction describes the basic rule behind these rolls: roll a d20, add an ability modifier derived from one of the six ability scores, and compare the total to a target number.

This chapter focuses on how to use ability checks and saving throws, covering the fundamental activities that creatures attempt in the game. Rules for attack rolls appear in chapter 9.

## ABILITY SCORES AND MODIFIERS

Each of a creature's abilities has a score, a number that defines the magnitude of that ability. An ability score is not just a measure of innate capabilities, but also encompasses a creature's training and competence in activities related to that ability.

A score of 10 or 11 is the normal human average, but adventurers and many monsters are a cut above average in most abilities. A score of 18 is the highest that a person usually reaches. Adventurers can have scores as high as 20, and monsters and villains can have scores as high as 30.

Each ability also has a modifier, derived from the score and ranging from -5 (for an ability score of 1) to +10 (for a score of 30). The Ability Scores and Modifiers table notes the ability modifiers for the range of possible ability scores, from 1 to 30.

To determine an ability modifier without consulting the table, subtract 10 from the ability score and then divide the total by 2 (round down).

Because ability modifiers affect almost every attack roll, ability check, and saving throw, ability modifiers come up in play more often than their associated scores.

## ADVANTAGE AND DISADVANTAGE

Sometimes a special ability or power tells you that you have advantage or disadvantage on an ability check, a saving throw, or an attack roll. When that happens, you roll a second d20 when you make the roll. Use the higher of the two rolls if you have advantage, and use the lower roll if you have disadvantage. For example, if you have disadvantage and roll a 17 and a 5, you use the 5. If you instead have advantage and roll those numbers, you use the 17.

### Ability Scores and Modifiers

Score	Modifier	Score	Modifier
1	-5	16-17	+3
2-3	-4	18-19	+4
4-5	-3	20-21	+5
6-7	-2	22-23	+6
8-9	-1	24-25	+7
10-11	+0	26-27	+8
12-13	+1	28-29	+9
14-15	+2	30	+10

If multiple situations affect a roll and each one grants advantage or imposes disadvantage on it, you don't roll more than one additional d20. If two favorable situations grant advantage, for example, you still roll only one additional d20.

If circumstances cause a roll to have both advantage and disadvantage, you are considered to have neither of them, and you roll one d20. This is true even if multiple circumstances impose disadvantage and only one grants advantage or vice versa. In such a situation, you have neither advantage nor disadvantage.

When you make a roll with advantage or disadvantage, only the d20 is rolled twice. Any additional dice, such as the d4 granted by the *resistance* force power, are only rolled once.

When you have advantage or disadvantage and something in the game, such as the iktotchi's Precognition trait, lets you reroll the d20, you can reroll only one of the dice. You choose which one. For example, if an iktotchi has advantage on an ability check and rolls a 1 and a 13, the iktotchi could use the Precognition trait to reroll the 1.

You usually gain advantage or disadvantage through the use of special abilities, actions, or powers. Inspiration (see chapter 4) can also give a character advantage on checks related to the character's personality, ideals, or bonds. The GM can also decide that circumstances influence a roll in one direction or the other and grant advantage or impose disadvantage as a result.

### ADVANTAGE ON OTHER ROLLS

Though less common, advantage and disadvantage can occur on other types of rolls as well. When you have advantage or disadvantage on a roll, as with a d20, you roll the dice twice, using the higher of the two results with advantage, and using the lower of the two results if you have disadvantage. If a roll has multiple dice, you roll the dice together and treat the results separately.

For instance, the second bullet of the Weapon Expert feat grants conditional advantage on a weapon's damage roll once per turn, provided you meet the criteria for that advantage. If any additional dice would be added to the damage roll, such as the operative's Sneak Attack feature or the scout's Ranger's Quarry, those additional dice are only rolled once.

## PROFICIENCY BONUS

Characters have a proficiency bonus determined by level, as detailed in chapter 1. Monsters also have this bonus, which is incorporated in their stat blocks. The bonus is used in the rules on ability checks, saving throws, and attack rolls.

Your proficiency bonus can't be added to a single die roll or other number more than once. For example, if two different rules say you can add your proficiency bonus to a Wisdom saving throw, you nevertheless add the bonus only once when you make the save.

Occasionally, your proficiency bonus might be multiplied or divided (doubled or halved, for example) before you apply it. If a circumstance suggests that your proficiency bonus applies more than once to the same roll, you still add it only once and multiply or divide it only once.

By the same token, if a feature or effect allows you to multiply your proficiency bonus when making an ability check that wouldn't normally benefit from your proficiency bonus, you still don't add the bonus to the check. For that check your proficiency bonus is 0, given the fact that multiplying 0 by any number is still 0. For instance, if you lack proficiency in the Lore skill, you gain no benefit from a feature that lets you double your proficiency bonus when you make Intelligence (Lore) checks.

In general, you don't multiply your proficiency bonus for attack rolls or saving throws. If a feature or effect allows you to do so, these same rules apply.

## EXPERTISE

Certain features, such as the Expertise class feature or Ace Pilot feat, grant expertise in a skill or tool, letting you double your proficiency bonus with that skill or tool. As usual, you can only gain expertise in a skill or tool once.

Far less common, though still possible, a creature can gain expertise in a saving throw. Creatures cannot gain expertise in weapons, however.

## ABILITY CHECKS

An ability check tests a character's or monster's innate talent and training in an effort to overcome a challenge. The GM calls for an ability check when a character or monster attempts an action (other than an attack) that has a chance of failure. When the outcome is uncertain, the dice determine the results.

For every ability check, the GM decides which of the 4 abilities is relevant to the task at hand and the difficulty of the task, represented by Difficulty Class (DC). The more difficult a task, the higher its DC. The Ability Check DCs table shows common DCs.

To make an ability check, roll a d20 and add the relevant ability modifier. As with other d20 rolls, apply bonuses and penalties, and compare the total to the DC. If the total equals or exceeds the DC, the ability check is a success—the creature overcomes the challenge at hand. Otherwise, it's a

failure, which means the character or monster makes no progress toward the objective or makes progress combined with a setback determined by the GM.

## CONTESTS

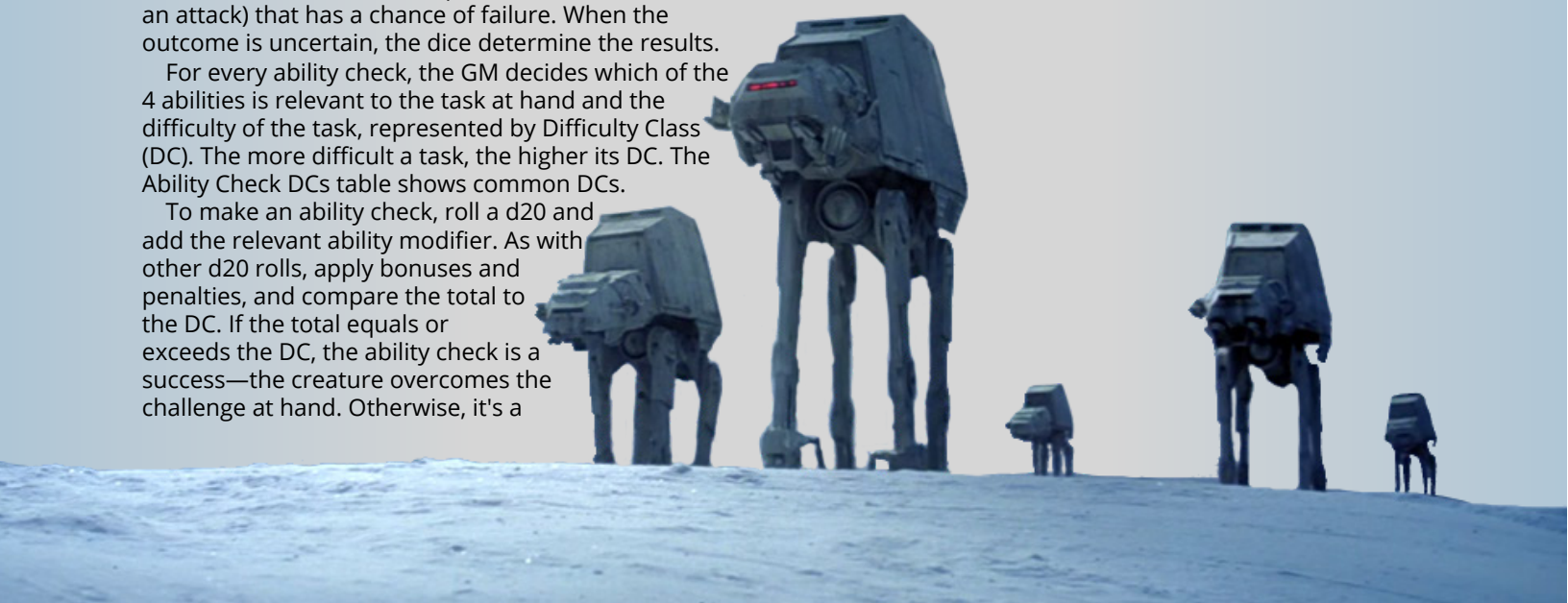
Sometimes one character's or monster's efforts are directly opposed to another's. This can occur when both of them are trying to do the same thing and only one can succeed, such as attempting to snatch up a ring that has fallen on the floor. This situation also applies when one of them is trying to prevent the other one from accomplishing a goal—for example, when a monster tries to force open a door that an adventurer is holding closed. In situations like these, the outcome is determined by a special form of ability check, called a contest.

Both participants in a contest make ability checks appropriate to their efforts. They apply all appropriate bonuses and penalties, but instead of comparing the total to a DC, they compare the totals of their two checks. The participant with the higher check total wins the contest. That character or monster either succeeds at the action or prevents the other one from succeeding.

If the contest results in a tie, the situation remains the same as it was before the contest. Thus, one contestant might win the contest by default. If two characters tie in a contest to snatch a ring off the floor, neither character grabs it. In a contest between a monster trying to open a door and an adventurer trying to keep the door closed, a tie means that the door remains shut.

### Ability Check DCs

Task Difficulty	DC
Very easy	5
Easy	10
Medium	15
Hard	20
Very hard	25
Nearly impossible	30





## ADDITIONAL DICE

When making an ability check, attack roll, or saving throw, some features grant an additional die when you make the d20 roll. If multiple features would grant an additional die in such a way, you can only benefit from one of them when you make the d20 roll (you choose which effect to use). For instance, if a creature is forced to make a saving throw, and it is benefiting from both a Potent Aptitude die and the *resistance* force power, it can only use the additional die granted by one of those effects.

## SKILLS

Each ability covers a broad range of capabilities, including skills that a character or a monster can be proficient in. A skill represents a specific aspect of an ability score, and an individual's proficiency in a skill demonstrates a focus on that aspect. (A character's starting skill proficiencies are determined at character creation, and a monster's skill proficiencies appear in the monster's stat block.)

For example, a Dexterity check might reflect a character's attempt to pull off an acrobatic stunt, to palm an object, or to stay hidden. Each of these aspects of Dexterity has an associated skill: Acrobatics, Sleight of Hand, and Stealth, respectively. So a character who has proficiency in the Stealth skill is particularly good at Dexterity checks related to sneaking and hiding.

The skills related to each ability score are shown in the following list. (No skills are related to Constitution.) See an ability's description in the later sections of this chapter for examples of how to use a skill associated with an ability.

- **Strength:** Athletics
- **Dexterity:** Acrobatics, Sleight of Hand, Stealth
- **Intelligence:** Investigation, Lore, Nature, Piloting, Technology
- **Wisdom:** Animal handling, Insight, Medicine, Perception, Survival
- **Charisma:** Deception, Intimidation, Performance, Persuasion

Sometimes, the GM might ask for an ability check using a specific skill—for example, "Make a Wisdom (Perception) check." At other times, a player might ask the GM if a particular skill applies to a check. In either case, proficiency in a skill means an individual can add his or her proficiency bonus to ability checks that involve that skill. Without proficiency in the skill, the individual makes a normal ability check.

For example, if a character attempts to climb up a dangerous cliff, the Dungeon Master might ask for a Strength (Athletics) check. If the character is proficient in Athletics, the character's proficiency bonus is added to the Strength check. If the character lacks that proficiency, he or she just makes a Strength check.

### VARIANT: SKILLS WITH OTHER ABILITIES

Normally, your proficiency in a skill applies only to a specific kind of ability check. Proficiency in Athletics, for example, usually applies to Strength checks. In some situations, though, your proficiency might reasonably apply to a different kind of check. In such cases, the GM might ask for a check using an unusual combination of ability and skill, or you might ask your GM if you can apply a proficiency to a different check. For example, if you have to swim from an offshore island to the mainland, your GM might call for a Constitution check to see if you have the stamina to make it that far. In this case, your GM might allow you to apply your proficiency in Athletics and ask for a Constitution (Athletics) check.

So if you're proficient in Athletics, you apply your proficiency bonus to the Constitution check just as you would normally do for a Strength (Athletics) check. Similarly, when your trandoshan berserker uses a display of raw strength to intimidate an enemy, your GM might ask for a Strength (Intimidation) check, even though Intimidation is normally associated with Charisma.

## PASSIVE CHECKS

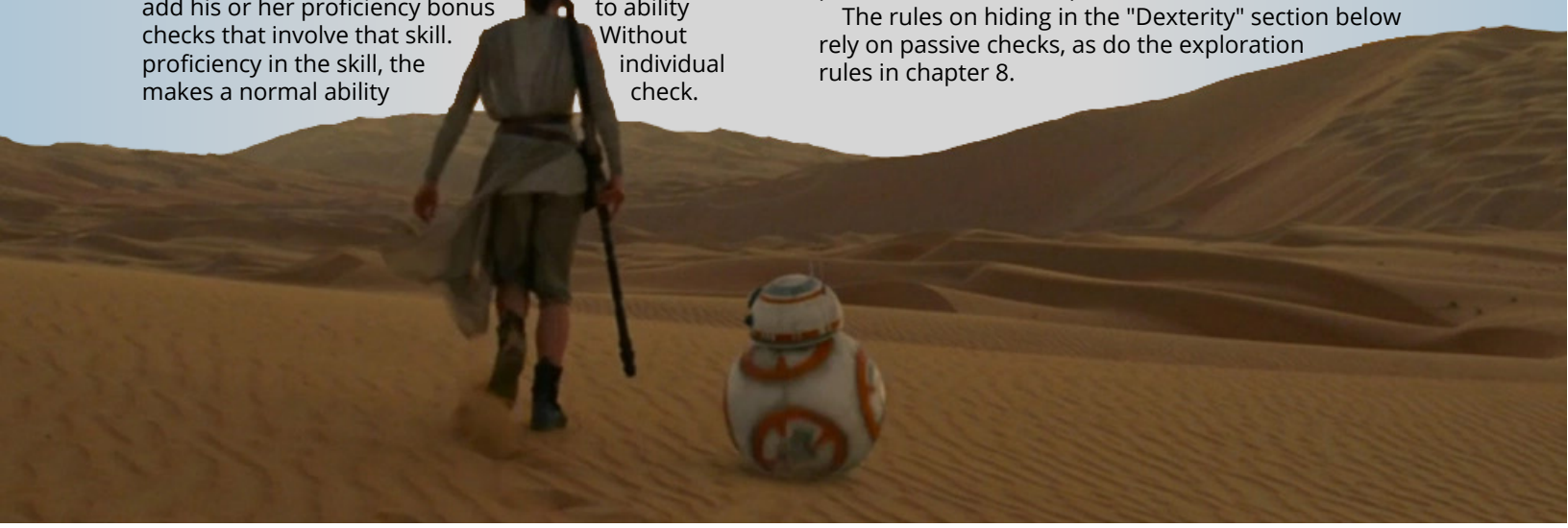
A passive check is a special kind of ability check that doesn't involve any die rolls. Such a check can represent the average result for a task done repeatedly, such as searching for secret doors over and over again, or can be used when the GM wants to secretly determine whether the characters succeed at something without rolling dice, such as noticing a hidden monster.

Here's how to determine a character's total for a passive check:

10 + all modifiers that normally apply to the check. If the character has advantage on the check, add 5. For disadvantage, subtract 5. The game refers to a passive check total as a score.

For example, if a 1st-level character has a Wisdom of 15 and proficiency in Perception, he or she has a passive Wisdom (Perception) score of 14.

The rules on hiding in the "Dexterity" section below rely on passive checks, as do the exploration rules in chapter 8.



## WORKING TOGETHER

Sometimes two or more characters team up to attempt a task. The character who's leading the effort, or the one with the highest ability modifier, can make an ability check with advantage, reflecting the help provided by the other characters. In combat, this requires the Help action (see chapter 9).

A character can only provide help if the task is one that he or she could attempt alone. For example, trying to open a lock requires proficiency with security kits, so a character who lacks that proficiency can't help another character in that task. Moreover, a character can help only when two or more individuals working together would actually be productive. Some tasks, such as threading a needle, are no easier with help.

### GROUP CHECKS

When a number of individuals are trying to accomplish something as a group, the GM might ask for a group ability check. In such a situation, the characters who are skilled at a particular task help cover those who aren't.

To make a group ability check, everyone in the group makes the ability check. If at least half the group succeeds, the whole group succeeds. Otherwise, the group fails.

Group checks don't come up very often, and they're most useful when all the characters succeed or fail as a group. For example, when adventurers are navigating a swamp, the GM might call for a group Wisdom (Survival) check to see if the characters can avoid the quicksand, sinkholes, and other natural hazards of the environment. If at least half the group succeeds, the successful characters are able to guide their companions out of danger. Otherwise, the group stumbles into one of these hazards.

## USING EACH ABILITY

Every task that a character or monster might attempt in the game is covered by one of the six abilities. This section explains in more detail what those abilities mean and the ways they are used in the game.

### STRENGTH

Strength measures bodily power, athletic training, and the extent to which you can exert raw physical force.

#### STRENGTH CHECKS

A Strength check can model any attempt to lift, push, pull, or break something, to force your body through a space, or to otherwise apply brute force to a situation. The Athletics skill reflects aptitude in certain kinds of Strength checks.

**Athletics.** Your Strength (Athletics) check covers difficult situations you encounter while climbing, jumping, or swimming. Examples include the following activities:

- You attempt to climb a sheer or slippery cliff, avoid hazards while scaling a wall, or cling to a surface while something is trying to knock you off.
- You try to jump an unusually long distance or pull off a stunt midjump.

- You struggle to swim or stay afloat in treacherous currents, storm-tossed waves, or areas of thick seaweed. Or another creature tries to push or pull you underwater or otherwise interfere with your swimming.

**Other Strength Checks.** The GM might also call for a Strength check when you try to accomplish tasks like the following:

- Force open a stuck, locked, or barred door
- Break free of bonds
- Push through a tunnel that is too small
- Hang on to a wagon while being dragged behind it
- Tip over a statue
- Keep a boulder from rolling

### ATTACK ROLLS AND DAMAGE

You add your Strength modifier to your attack roll and your damage roll when attacking with a melee weapon such as a vibrosword or doublesword. You use melee weapons to make melee attacks in hand-to-hand combat, and some of them can be thrown to make a ranged attack.

### LIFTING AND CARRYING

Your Strength score determines the amount of weight you can bear. The following terms define what you can lift or carry.

**Carrying Capacity.** Your carrying capacity is your Strength score multiplied by 15. This is the weight (in pounds) that you can carry, which is high enough that most characters don't usually have to worry about it.

**Push, Drag, or Lift.** You can push, drag, or lift a weight in pounds up to twice your carrying capacity (or 30 times your Strength score). While pushing or dragging weight in excess of your carrying capacity, your speed drops to 5 feet.

**Size and Strength.** Larger creatures can bear more weight, whereas Tiny creatures can carry less. For each size category above Medium, double the creature's carrying capacity and the amount it can push, drag, or lift. For a Tiny creature, halve these weights.

### VARIANT: ENCUMBERANCE

The rules for lifting and carrying are intentionally simple. Here is a variant if you are looking for more detailed rules for determining how a character is hindered by the weight of equipment. When you use this variant, ignore the Strength column of the Armor table in chapter 5.

If you carry weight in excess of 5 times your Strength score, you are **encumbered**, which means your speed drops by 10 feet.

If you carry weight in excess of 10 times your Strength score, up to your maximum carrying capacity, you are instead **heavily encumbered**, which means your speed drops by 20 feet and you have disadvantage on ability checks, attack rolls, and saving throws that use Strength, Dexterity, or Constitution.

## DEXTERITY

Dexterity measures agility, reflexes, and balance.

### DEXTERITY CHECKS

A Dexterity check can model any attempt to move nimbly, quickly, or quietly, or to keep from falling on tricky footing. The Acrobatics, Sleight of Hand, and Stealth skills reflect aptitude in certain kinds of Dexterity checks.

**Acrobatics.** Your Dexterity (Acrobatics) check covers your attempt to stay on your feet in a tricky situation, such as when you're trying to run across a sheet of ice, balance on a tightrope, or stay upright on a rocking spaceship's deck. The GM might also call for a Dexterity (Acrobatics) check to see if you can perform acrobatic stunts, including dives, rolls, somersaults, and flips.

**Sleight of Hand.** Whenever you attempt an act of legerdemain or manual trickery, such as planting something on someone else or concealing an object on your person, make a Dexterity (Sleight of Hand) check. The GM might also call for a Dexterity (Sleight of Hand) check to determine whether you can lift a wallet off another person or slip something out of another person's pocket.

**Stealth.** Make a Dexterity (Stealth) check when you attempt to conceal yourself from enemies, slink past guards, slip away without being noticed, or sneak up on someone without being seen or heard.

**Other Dexterity Checks.** The GM might call for a Dexterity check when you try to accomplish tasks like the following:

- Control a heavily laden cart on a steep descent
- Steer a chariot around a tight turn
- Pick a lock
- Disable a trap
- Securely tie up a prisoner
- Wriggle free of bonds
- Play a stringed instrument
- Craft a small or detailed object

### ATTACK ROLLS AND DAMAGE

You add your Dexterity modifier to your attack roll and your damage roll when attacking with a ranged weapon, such as a blaster rifle or bowcaster. You can also add your Dexterity modifier to your attack roll and your damage roll when attacking with a melee weapon that has the finesse property, such as a vibrodagger or techblade.

### ARMOR CLASS

Depending on the armor you wear, you might add some or all of your Dexterity modifier to your Armor Class, as described in chapter 5.

### INITIATIVE

At the beginning of every combat, you roll initiative by making a Dexterity check. Initiative determines the order of creatures' turns in combat, as described in chapter 9.

## Hiding

When you try to hide, make a Dexterity (Stealth) check. Until you are discovered or you stop hiding, that checks total is contested by the Wisdom (Perception) check of any creature that actively searches for signs of your presence.

You can't hide from a creature that can see you, and if you make noise (such as shouting a warning or knocking over a vase), you give away your position. An invisible creature can't be seen, so it can always try to hide. Signs of its passage might still be noticed, however, and it still has to stay quiet.

In combat, most creatures stay alert for signs of danger all around, so if you come out of hiding and approach a creature, it usually sees you. However, under certain circumstances, the Dungeon Master might allow you to stay hidden as you approach a creature that is distracted, allowing you to gain advantage on an attack before you are seen.

**Passive Perception.** When you hide, there's a chance someone will notice you even if they aren't searching. To determine whether such a creature notices you, the GM compares your Dexterity (Stealth) check with that creature's passive Wisdom (Perception) score, which equals 10 + the creature's Wisdom modifier, as well as any other bonuses or penalties. If the creature has advantage, add 5. For disadvantage, subtract 5.

For example, if a 1st-level character (with a proficiency bonus of +2) has a Wisdom of 15 (a +2 modifier) and proficiency in Perception, he or she has a passive Wisdom (Perception) of 14.

**What Can You See?** One of the main factors in determining whether you can find a hidden creature or object is how well you can see in an area, which might be **lightly** or **heavily** obscured, as explained in chapter 8.





## CONSTITUTION

Constitution measures health, stamina, and vital force.

### CONSTITUTION CHECKS

Constitution checks are uncommon, and no skills apply to Constitution checks. because the endurance this ability represents is largely passive rather than involving a specific effort on the part of a character or monster. A Constitution check can model your attempt to push beyond normal limits, however.

The GM might call for a Constitution check when you try to accomplish tasks like the following:

- Hold your breath
- March or labor for hours without rest
- Go without sleep
- Survive without food or water
- Quaff an entire stein of ale in one go

### HIT POINTS

Your Constitution modifier contributes to your hit points. Typically, you add your Constitution modifier to each Hit Die you roll for your hit points.

If your Constitution modifier changes, your hit point maximum changes as well, as though you had the new modifier from 1st level. For example, if you raise your Constitution score when you reach 4th level and your Constitution modifier increases from +1 to +2, you adjust your hit point maximum as though the modifier had always been +2. So you add 3 hit points for your first three levels, and then roll your hit points for 4th level using your new modifier. Or if you're 7th level and some effect lowers your Constitution score so as to reduce your Constitution modifier by 1, your hit point maximum is reduced by 7.

## INTELLIGENCE

Intelligence measures mental acuity, accuracy of recall, and the ability to reason.

### INTELLIGENCE CHECKS

An Intelligence check comes into play when you need to draw on logic, education, memory, or deductive reasoning. The Investigation, Lore, Nature, Piloting, and Technology skills reflect aptitude in certain kinds of Intelligence checks.

**Investigation.** When you look around for clues and make deductions based on those clues, you make an Intelligence (Investigation) check. You might deduce the location of a hidden object, discern from the appearance of a wound what kind of weapon dealt it, or determine the weakest point in a tunnel that could cause it to collapse. Poring through ancient materials in search of a hidden fragment of knowledge might also call for an Intelligence (Investigation) check.

**Lore.** Your Intelligence (Lore) check measures your ability to recall information about the Force, artifacts, histories, and religions.

**Nature.** Your Intelligence (Nature) check measures your ability to recall lore about terrain, plants and animals, the weather, and natural cycles.

**Piloting.** Your Intelligence (Piloting) check measures your ability to control vehicles, aircraft, and spaceships. Piloting governs your ability to maneuver through tight spaces and debris fields or dogfight with enemy craft.


**Technology.** Your Intelligence (Technology) checks measure your ability to recall information about droids, vehicles, spaceships, aircraft, and computers, as well as your ability to interface with them. Technology can also be used to stabilize a droid or construct.

**Other Intelligence Checks.** The GM might call for an Intelligence check when you try to accomplish tasks like the following:

- Communicate with a creature without using words
- Estimate the value of a precious item
- Pull together a disguise to pass as a city guard
- Forge a document
- Recall lore about a craft or trade
- Win a game of skill

### TECHCASTING ABILITY

Techcasters use Intelligence as their techcasting ability, which helps determine the saving throw DCs of power they cast.



## WISDOM

Wisdom reflects how attuned you are to the world around you and represents perceptiveness and intuition.

### WISDOM CHECKS

A Wisdom check might reflect an effort to read body language, understand someone's feelings, notice things about the environment, or care for an injured person. The Animal Handling, Insight, Medicine, Perception, and Survival skills reflect aptitude in certain kinds of Wisdom checks.

**Animal Handling.** When there is any question whether you can calm down a domesticated animal, keep a mount from getting spooked, or intuit an animal's intentions, the GM might call for a Wisdom (Animal Handling) check. You also make a Wisdom (Animal Handling) check to control your mount when you attempt a risky maneuver.

**Insight.** Your Wisdom (Insight) check decides whether you can determine the true intentions of a creature, such as when searching out a lie or predicting someone's next move. Doing so involves gleaning clues from body language, speech habits, and changes in mannerisms.

**Medicine.** A Wisdom (Medicine) check lets you try to stabilize a dying companion or diagnose an illness.

**Perception.** Your Wisdom (Perception) check lets you spot, hear, or otherwise detect the presence of something. It measures your general awareness of your surroundings and the keenness of your senses. For example, you might try to hear a conversation through a closed door, eavesdrop under an open window, or hear monsters moving stealthily in the forest. Or you might try to spot things that are obscured or easy to miss, whether they are orcs lying in ambush on a road, thugs hiding in the shadows of an alley, or candlelight under a closed secret door.

**Survival.** The GM might ask you to make a Wisdom (Survival) check to follow tracks, hunt wild game, guide your group through frozen wastelands, identify signs that rancors live nearby, predict the weather, or avoid quicksand and other natural hazards.

**Other Wisdom Checks.** The GM might call for a Wisdom check when you try to accomplish tasks like the following:

- Get a gut feeling about what course of action to follow
- Discern whether a seemingly dead or living creature is undead

### FORCECASTING ABILITY

Forcecasters use Wisdom as their forcecasting ability for their light side and universal powers, which helps determine the saving throw DCs of powers they cast.

### Finding a Hidden Object

When your character searches for a hidden object such as a secret door or a trap, the GM typically asks you to make a Wisdom (Perception) check. Such a check can be used to find hidden details or other information and clues that you might otherwise overlook.

In most cases, you need to describe where you are looking in order for the GM to determine your chance of success. For example, a key is hidden beneath a set of folded clothes in the top drawer of a bureau. If you tell the GM that you pace around the room, looking at the walls and furniture for clues, you have no chance of finding the key, regardless of your Wisdom (Perception) check result. You would have to specify that you were opening the drawers or searching the bureau in order to have any chance of success.



## CHARISMA

Charisma measures your ability to interact effectively with others. It includes such factors as confidence and eloquence, and it can represent a charming or commanding personality.

### CHARISMA CHECKS

A Charisma check might arise when you try to influence or entertain others, when you try to make an impression or tell a convincing lie, or when you are navigating a tricky social situation. The Deception, Intimidation, Performance, and Persuasion skills reflect aptitude in certain kinds of Charisma checks.

**Deception.** Your Charisma (Deception) check determines whether you can convincingly hide the truth, either verbally or through your actions. This deception can encompass everything from misleading others through ambiguity to telling outright lies. Typical situations include trying to fast-talk a guard, con a merchant, earn money through gambling, pass yourself off in a disguise, dull someone's suspicions with false assurances, or maintain a straight face while telling a blatant lie.

**Intimidation.** When you attempt to influence someone through overt threats, hostile actions, and physical violence, the GM might ask you to make a Charisma (Intimidation) check. Examples include trying to pry information out of a prisoner, convincing street thugs to back down from a confrontation, or using the edge of a broken bottle to convince a sneering vizier to reconsider a decision.

**Performance.** Your Charisma (Performance) check determines how well you can delight an audience with music, dance, acting, storytelling, or some other form of entertainment.

**Persuasion.** When you attempt to influence someone or a group of people with tact, social graces, or good nature, the GM might ask you to make a Charisma (Persuasion) check. Typically, you use persuasion when acting in good faith, to foster friendships, make cordial requests, or exhibit proper etiquette. Examples of persuading others include convincing a Chamberlain to let your party see the king, negotiating peace between warring tribes, or inspiring a crowd of townsfolk.

**Other Charisma Checks.** The GM might call for a Charisma check when you try to accomplish tasks like the following:

- Find the best person to talk to for news, rumors, and gossip
- Blend into a crowd to get the sense of key topics of conversation

### FORCECASTING ABILITY

Forcecasters use Charisma as their forcecasting ability for their dark side and universal powers, which helps determine the saving throw DCs of powers they cast.

## SAVING THROWS

A saving throw—also called a save—represents an attempt to resist a power, a trap, a poison, a disease, or a similar threat. You don't normally decide to make a saving throw; you are forced to make one because your character or monster is at risk of harm.

To make a saving throw, roll a d20 and add the appropriate ability modifier. For example, you use your Dexterity modifier for a Dexterity saving throw.

A saving throw can be modified by a situational bonus or penalty and can be affected by advantage and disadvantage, as determined by the GM.

Each class gives proficiency in at least two saving throws. The operative, for example, is proficient in Intelligence saves. As with skill proficiencies, proficiency in a saving throw lets a character add his or her proficiency bonus to saving throws made using a particular ability score. Some monsters have saving throw proficiencies as well.

The Difficulty Class for a saving throw is determined by the effect that causes it. For example, the DC for a saving throw allowed by a power is determined by the caster's force- or tech-casting ability and proficiency bonus.

The result of a successful or failed saving throw is also detailed in the effect that allows the save. Usually, a successful save means that a creature suffers no harm, or reduced harm, from an effect.





## CHAPTER 8: ADVENTURING

**D**ELVING INTO AN ANCIENT SITH TOMB, SLIPPING THROUGH the Black Sun territory of Coruscant, hacking a fresh trail through the thick jungles on the forest moon of Endor—these are the things that *Star Wars* adventures are made of. Your character in the game might explore forgotten ruins and uncharted lands, uncover dark secrets and sinister plots, and slay foul monsters. And if all goes well, your character will survive to claim rich rewards before embarking on a new adventure.

This chapter covers the basics of the adventuring life, from the mechanics of movement to the complexities of social interaction. The rules for resting are also in this chapter, along with a discussion of the activities your character might pursue between adventures.

Whether adventurers are exploring a dusty dungeon or the complex relationships of a noble court, the game follows a natural rhythm, as outlined in the book's introduction:

1. The GM describes the environment.
2. The players describe what they want to do.
3. The GM narrates the results of their actions.

Typically, the GM uses a map as an outline of the adventure, tracking the characters' progress as they explore enclave corridors or wilderness regions.

The GM's notes, including a key to the map, describe what the adventurers find as they enter each new area. Sometimes, the passage of time and the adventurers' actions determine what happens, so the GM might use a timeline or a flowchart to track their progress instead of a map.

### TIME

In situations where keeping track of the passage of time is important, the GM determines the time a task requires. The GM might use a different time scale depending on the context of the situation at hand. In an enclosed environment, the adventurers' movement happens on a scale of minutes. It takes them about a minute to creep down a long hallway, another minute to check for traps on the door at the end of the hall, and a good ten minutes to search the chamber beyond for anything interesting or valuable.

In a city or wilderness, a scale of hours is often more appropriate. Adventurers eager to reach the lonely tower at the heart of the forest hurry across those fifteen miles in just under four hours time.

For long journeys, a scale of days works best. Following the road from Tatooine to Kashyyk, the adventurers spend four uneventful days before a pirate ambush interrupts their journey.

In combat and other fast-paced situations, the game relies on rounds, a 6-second span of time described in chapter 9.

### MOVEMENT

Swimming across a rushing river, sneaking down a building corridor, scaling a treacherous mountain slope— all sorts of movement play a key role in D&D adventures.

The GM can summarize the adventurers' movement without calculating exact distances or travel times: "You travel through the forest and find the ruin entrance late in the evening of the third day." Even in a dungeon, particularly a large dungeon or a cave network, the GM can summarize movement between encounters: "After killing the guardian at the entrance to the ancient Jedi stronghold, you consult your map, which leads you through miles of echoing corridors to a chasm bridged by a narrow stone arch."

Sometimes it's important, though, to know how long it takes to get from one spot to another, whether the answer is in days, hours, or minutes. The rules for determining travel time depend on two factors: the speed and travel pace of the creatures moving and the terrain they're moving over.

### SPEED

Every character and monster has a speed, which is the distance in feet that the character or monster can walk in 1 round. This number assumes short bursts of energetic movement in the midst of a life-threatening situation.

The following rules determine how far a character or monster can move in a minute, an hour, or a day.

### TRAVEL PACE

While traveling, a group of adventurers can move at a normal, fast, or slow pace, as shown on the Travel Pace table. The table states how far the party can move in a period of time and whether the pace has any effect. A fast pace makes characters less perceptive, while a slow pace makes it possible to sneak around and to search an area more carefully (see the "Activity While Traveling" section later in this chapter for more information).

**Forced March.** The Travel Pace table assumes that characters travel for 8 hours in day. They can push on beyond that limit, at the risk of exhaustion.

For each additional hour of travel beyond 8 hours, the characters cover the distance shown in the Hour column for their pace, and each character must make a Constitution saving throw at the end of the hour. The DC is 10 + 1 for each hour past 8 hours. On a failed saving throw, a character suffers one level of exhaustion (see appendix A).

**Mounts, Speeders, and Vehicles.** For short spans of time (up to an hour), many animals move much faster than humanoids. A mounted character can ride at a gallop for about an hour, covering twice the usual distance for a fast pace. If fresh mounts are available every 8 to 10 miles, characters can cover larger distances at this pace, but this is very rare except in densely populated areas.

Characters in shuttles, speeders, or other vehicles choose a pace as normal. Depending on the vessel and the size of the crew, ships might be able to travel for up to 24 hours per day.

## Travel Pace

	Distance per Minute	Distance per Hour	Distance per Day	Effect
Fast	400 feet	4 miles	30 miles	-5 penalty to passive Wisdom (Perception) scores
Normal	300 feet	3 miles	24 miles	
Slow	200 feet	2 miles	18 miles	Able to use stealth

## DIFFICULT TERRAIN

The travel speeds given in the Travel Pace table assume relatively simple terrain: roads, open plains, or clear enclosed corridors. But adventurers often face dense forests, deep swamps, rubble-filled ruins, steep mountains, and ice-covered ground—all considered difficult terrain.

You move at half speed in difficult terrain—moving 1 foot in difficult terrain costs 2 feet of speed—so you can cover only half the normal distance in a minute, an hour, or a day.

## SPECIAL TYPES OF MOVEMENT

Movement through dangerous dungeons or wilderness areas often involves more than simply walking. Adventurers might have to climb, crawl, swim, or jump to get where they need to go.

### CLIMBING, SWIMMING AND CRAWLING

While climbing, swimming, or crawling, each foot of movement costs 1 extra foot (2 extra feet in difficult terrain), unless a creature has a climbing or swimming speed. At the GM's option, climbing a slippery vertical surface or one with few handholds requires a successful Strength (Athletics) check. Similarly, gaining any distance in rough water might require a successful Strength (Athletics) check.

### JUMPING

Your Strength determines how far you can jump.

**Long Jump.** When you make a long jump, you cover a number of feet up to your Strength score if you move at least 10 feet on foot immediately before the jump. When you make a standing long jump, you can leap only half that distance. Either way, each foot you clear on the jump costs a foot of movement.

This rule assumes that the height of your jump doesn't matter, such as a jump across a stream or chasm. At your GM's option, you must succeed on a DC 10 Strength (Athletics) check to clear a low obstacle (no taller than a quarter of the jump's distance), such as a hedge or low wall. Otherwise, you hit it.

When you land in difficult terrain, you must succeed on a DC 10 Dexterity (Acrobatics) check to land on your feet. Otherwise, you land prone.

**High Jump.** When you make a high jump, you leap into the air a number of feet equal to 3 + your Strength modifier if you move at least 10 feet on foot immediately before the jump. When you make a standing high jump, you can jump only half that distance. Either way, each foot you clear on the jump costs a foot of movement. In some circumstances, your GM might allow you to make a Strength (Athletics) check to jump higher than you normally can.

You can extend your arms half your height above yourself during the jump. Thus, you can reach above you a distance equal to the height of the jump plus 1 1/2 times your height.

## ACTIVITY WHILE TRAVELING

As adventurers travel through a dungeon or the wilderness, they need to remain alert for danger, and some characters might perform other tasks to help the group's journey.

### MARCHING ORDER

The adventurers should establish a marching order.

A marching order makes it easier to determine which characters are affected by traps, which ones can spot hidden enemies, and which ones are the closest to those enemies when a fight breaks out.

A character might occupy the front rank, one or more middle ranks, or the back rank. Characters in the front and back ranks need enough room to travel side by side with others in their rank. When space is too tight, the marching order must change, usually by moving characters to a middle rank.

**Fewer Than Three Ranks.** If an adventuring party arranges its marching order with only two ranks, they are a front rank and a back rank. If there's only one rank, it's considered a front rank.

### STEALTH

While traveling at a slow pace, the characters can move stealthily. As long as they're not in the open, they can try to surprise or sneak by other creatures they encounter. See the rules for hiding in chapter 7.

### NOTICING THREATS

Use the passive Wisdom (Perception) scores of the characters to determine whether anyone in the group notices a hidden threat. The GM might decide that a threat can be noticed only by characters in a particular rank. For example, as the characters are exploring a maze of tunnels, the GM might decide that only those characters in the back rank have a chance to hear or spot a stealthy creature following the group, while characters in the front and middle ranks cannot. While traveling at a fast pace, characters take a -5 penalty to their passive Wisdom (Perception) scores to notice hidden threats.

**Encountering Creatures.** If the GM determines that the adventurers encounter other creatures while they're traveling, it's up to both groups to decide what happens next. Either group might decide to attack, initiate a conversation, run away, or wait to see what the other group does.

**Surprising Foes.** If the adventurers encounter a hostile creature or group, the GM determines whether the adventurers or their foes might be surprised when combat erupts. See chapter 9 for more about surprise.

### OTHER ACTIVITIES

Characters who turn their attention to other tasks as the group travels are not focused on watching for danger. These characters don't contribute their passive Wisdom (Perception) scores to the group's chance of noticing hidden threats. However, a character not watching for danger can do one of the following activities instead, or some other activity with the GM's permission.

**Navigate.** The character can try to prevent the group from becoming lost, making a Wisdom (Survival) check when the GM calls for it. (The *Dungeon Master's Guide* has rules to determine whether the group gets lost.)

**Draw a Map.** The character can draw a map that records the group's progress and helps the characters get back on course if they get lost. No ability check is required.

**Track.** A character can follow the tracks of another creature, making a Wisdom (Survival) check when the GM calls for it. (The *Dungeon Master's Guide* has rules for tracking.)

**Forage.** The character can keep an eye out for ready sources of food and water, making a Wisdom (Survival) check when the GM calls for it. (The *Dungeon Master's Guide* has rules for foraging.)

### Splitting Up the Party

Sometimes, it makes sense to split an adventuring party, especially if you want one or more characters to scout ahead. You can form multiple parties, each moving at a different speed. Each group has its own front, middle, and back ranks.

The drawback to this approach is that the party will be split into several smaller groups in the event of an attack. The advantage is that a small group of stealthy characters moving slowly might be able to sneak past enemies that clumsier characters would alert. An operative and a monk moving at a slow pace are much harder to detect when they leave their guardian friend behind.

## THE ENVIRONMENT

By its nature, adventuring involves delving into places that are dark, dangerous, and full of mysteries to be explored. The rules in this section cover some of the most important ways in which adventurers interact with the environment in such places. The *Dungeon Master's Guide* has rules covering more unusual situations.

### FALLING

A fall from a great height is one of the most common hazards facing an adventurer.

At the end of a fall, a creature takes 1d6 kinetic damage for every 10 feet it fell, to a maximum of 20d6. The creature lands prone, unless it avoids taking damage from the fall.

### SUFFOCATING

A creature can hold its breath for a number of minutes equal to 1 + its Constitution modifier (minimum of 30 seconds).

When a creature runs out of breath, it can survive for a number of rounds equal to its Constitution modifier (minimum 1 round). At the start of its next turn, it drops to 0 hit points and is dying.

For example, a creature with a Constitution of 14 can hold its breath for 3 minutes. If it starts suffocating, it has 2 rounds to reach air before it drops to 0 hit points.

### VISION AND LIGHT

The most fundamental tasks of adventuring—noticing danger, finding hidden objects, hitting an enemy in combat, and targeting a power, to name just a few—rely heavily on a character's ability to see. Darkness and other effects that obscure vision can prove a significant hindrance.

A given area might be lightly or heavily obscured. In a **lightly obscured** area, such as dim light, patchy fog, or moderate foliage, creatures have disadvantage on Wisdom (Perception) checks that rely on sight.

A **heavily obscured** area—such as darkness, opaque fog, or dense foliage—blocks vision entirely. A creature in a heavily obscured area effectively suffers from the blinded condition (see appendix A).

The presence or absence of light in an environment creates three categories of illumination: bright light, dim light, and darkness.

**Bright light** lets most creatures see normally. Even gloomy days provide bright light, as do torches, lanterns, fires, and other sources of illumination within a specific radius.

**Dim light**, also called shadows, creates a lightly obscured area. An area of dim light is usually a boundary between a source of bright light, such as a torch, and surrounding darkness. The soft light of twilight and dawn also counts as dim light. A particularly brilliant full moon might bathe the land in dim light.

**Darkness** creates a heavily obscured area. Characters face darkness outdoors at night (even most moonlit nights), or within the confines of an unlit dungeon or a subterranean vault.

### BLINDSIGHT

A creature with blindsight can perceive its surroundings without relying on sight, within a specific radius. Creatures without eyes, such as Miraluka, and creatures with echolocation or heightened senses, such as Togruta or Verpine, have this sense.

### DARKVISION

Many creatures in the worlds of Star Wars, especially those that dwell underground, have darkvision. Within a specified range, a creature with darkvision can see in darkness as if the darkness were dim light, so areas of darkness are only lightly obscured as far as that creature is concerned. However, the creature can't discern color in darkness, only shades of gray.



## TRUESIGHT

A creature with truesight can, out to a specific range, see in normal and enhanced darkness, see invisible creatures and objects, automatically detect visual illusions and succeed on saving throws against them, and perceives the original form of a shapechanger or a creature that is transformed by a power.

## FOOD AND WATER

Characters who don't eat or drink suffer the effects of exhaustion (see appendix A). Exhaustion caused by lack of food or water can't be removed until the character eats and drinks the full required amount.

### FOOD

A character needs one pound of food per day and can make food last longer by subsisting on half rations. Eating half a pound of food in a day counts as half a day without food. A character can go without food for a number of days equal to 3 + his or her Constitution modifier (minimum 1). At the end of each day beyond that limit, a character automatically suffers one level of exhaustion. A normal day of eating resets the count of days without food to zero.

### WATER

A character needs one gallon of water per day, or two gallons per day if the weather is hot. A character who drinks only half that much water must succeed on a DC 15 Constitution saving throw or suffer one level of exhaustion at the end of the day. A character with access to less water automatically suffers one level of exhaustion at the end of the day. If the character already has one or more levels of exhaustion, the character takes two levels in either case.

## INTERACTING WITH OBJECTS

A character's interaction with objects in an environment is often simple to resolve in the game. The player tells the GM that his or her character is doing something, such as moving a lever, and the GM describes what, if anything happens. For example, a character might decide to pull a lever, which might, in turn, open a door, cause a room to flood with water, or open a secret door in a nearby wall. If the lever is rusted in position, though, a character might need to force it. In such a situation, the GM might call for a Strength check to see whether the character can wrench the lever into place. The GM sets the DC for any such check based on the difficulty of the task.

Characters can also damage objects with their weapons and powers. Objects are immune to necrotic, poison, and psychic damage, but otherwise they can be affected by physical attacks and powers much like creatures can. Generally, objects are immune to any conditions that are illogical, such as charmed or frightened. The GM determines an object's Armor Class and hit points, and might decide that certain objects have resistance or immunity to certain kinds of attacks. (It's hard to cut a rope with a club, for example.)

Objects always fail Strength, Dexterity, and Constitution saving throws, and they are immune to effects that require other saves. When an object drops to 0 hit points, it breaks. A character can also attempt a

Strength check to break an object. The GM sets the DC for any such check.

## SOCIAL INTERACTION

Exploring dungeons, overcoming obstacles, and slaying monsters are key parts of D&D adventures. No less important, though, are the social interactions that adventurers have with other inhabitants of the world.

Interaction takes on many forms. You might need to convince an unscrupulous thief to confess to some malfeasance, or you might try to flatter a Hutt so that he will spare your life. The GM assumes the roles of any characters who are participating in the interaction that don't belong to another player at the table. Any such character is called a **nonplayer character (NPC)**.

In general terms, an NPC's attitude toward you is described as friendly, indifferent, or hostile. Friendly NPCs are predisposed to help you, and hostile ones are inclined to get in your way. It's easier to get what you want from a friendly NPC, of course.

Social interactions have two primary aspects: roleplaying and ability checks.

## ROLEPLAYING

Roleplaying is, literally, the act of playing out a role. In this case, it's *you* as a player determining how your character thinks, acts, and talks.

Roleplaying is a part of every aspect of the game, and it comes to the fore during social interactions. Your character's quirks, mannerisms, and personality influence how interactions resolve.

There are two styles you can use when roleplaying your character: the descriptive approach and the active approach. Most players use a combination of the two styles. Use whichever mix of the two works best for you.

### DESCRIPTIVE APPROACH TO ROLEPLAYING

With this approach, you describe your character's words and actions to the GM and the other players. Drawing on your mental image of your character, you tell everyone what your character does and how he or she does it.

For instance, Chris plays Tordek the Nikto. Tordek has a quick temper and blames the Black Sun for his family's misfortune. At a bar, an obnoxious Twi'lek operative sits at Tordek's table and tries to strike up a conversation with the Nikto.

Chris says, "Tordek spits on the floor, growls an insult at the Twi'lek, and stomps over to the bar. He sits on a stool and glares at the operative before ordering another drink."

In this example, Chris has conveyed Tordek's mood and given the GM a clear idea of his character's attitude and actions.

When using descriptive roleplaying, keep the following things in mind:

- Describe your character's emotions and attitude.
- Focus on your character's intent and how others might perceive it.
- Provide as much embellishment as you feel comfortable with.

Don't worry about getting things exactly right. Just focus on thinking about what your character would do and describing what you see in your mind.

### ACTIVE APPROACH TO ROLEPLAYING

If descriptive roleplaying tells your GM and your fellow players what your character thinks and does, active roleplaying *shows* them.

When you use active roleplaying, you speak with your character's voice, like an actor taking on a role. You might even echo your character's movements and body language. This approach is more immersive than descriptive roleplaying, though you still need to describe things that can't be reasonably acted out.

Going back to the example of Chris roleplaying Tordek above, here's how the scene might play out if Chris used active roleplaying:

Speaking as Tordek, Chris says in a gruff, deep voice, "I was wondering why it suddenly smelled awful in here. If I wanted to hear anything out of you, I'd snap your arm and enjoy your screams." In his normal voice, Chris then adds, "I get up, glare at the Twi'lek, and head to the bar."

### RESULTS OF ROLEPLAYING

The GM uses your character's actions and attitudes to determine how an NPC reacts. A cowardly NPC buckles under threats of violence. A stubborn Jawa refuses to let anyone badger her. A vain Hutt laps up flattery.

When interacting with an NPC, pay close attention to the GM's portrayal of the NPC's mood, dialogue, and personality. You might be able to determine an NPC's personality traits, ideals, flaws, and bonds, then play on them to influence the NPC's attitude.

Interactions in D&D are much like interactions in real life. If you can offer NPCs something they want, threaten them with something they fear, or play on their sympathies and goals, you can use words to get almost anything you want. On the other hand, if you insult a proud warrior or speak ill of a senator's allies, your efforts to convince or deceive will fall short.

### ABILITY CHECKS

In addition to roleplaying, ability checks are key in determining the outcome of an interaction.

Your roleplaying efforts can alter an NPC's attitude, but there might still be an element of chance in the situation. For example, your GM can call for a Charisma check at any point during an interaction if he or she wants the dice to play a role in determining an NPC's reactions. Other checks might be appropriate in certain situations, at your GM's discretion.

Pay attention to your skill proficiencies when thinking of how you want to interact with an NPC, and stack the deck in your favor by using an approach that relies on your best bonuses and skills. If the group needs to trick a guard into letting them into a pavilion, the scoundrel who is proficient in Deception is the best bet to lead the discussion. When negotiating for a hostage's release, the force initiate with Persuasion should do most of the talking.

## RESTING

Heroic though they might be, adventurers can't spend every hour of the day in the thick of exploration, social interaction, and combat. They need rest time to sleep and eat, tend their wounds, refresh their batteries and spirits for force- and tech-casting, and brace themselves for further adventure.

Adventurers can take short rests in the midst of an adventuring day and a long rest to end the day.

### SHORT REST

A short rest is a period of downtime, at least 1 hour long, during which a character does nothing more strenuous than eating, drinking, reading, and tending to wounds.

A character can spend one or more Hit Dice at the end of a short rest, up to the character's maximum number of Hit Dice, which is equal to the character's level. Whenever a character spends a Hit Die to regain hit points, the player rolls the die and adds the character's Constitution modifier to it. The character regains hit points equal to the total. The player can decide to spend an additional Hit Die after each roll.

### LONG REST

A long rest is a period of extended downtime, at least 8 hours long, during which a character sleeps for at least 6 hours and performs light activity, such as reading, talking, eating, or standing watch, for no more than 2 hours. If the rest is interrupted by a period of strenuous activity—fighting, casting powers, at least 1 hour of walking, or similar adventuring activity—the characters must restart the rest to benefit from it.

At the end of a long rest, a character regains all lost hit points. The character also regains spent Hit Dice, up to a number of dice equal to half of the character's total number of them (minimum of one).

A character can't benefit from more than one long rest in a 24-hour period, and a character must have at least 1 hit point at the start of the rest to gain its benefits.

### VARIANT: RESTING IN ARMOR

Resting in armor makes it difficult to recover fully. At the end of a long rest, if you wore your armor, you only recover one-quarter your spent Hit Dice (minimum of one), instead of half.

## BETWEEN ADVENTURES

Between trips to dungeons and battles against ancient evils, adventurers need time to rest, recuperate, and prepare for their next adventure. Many adventurers also use this time to perform other tasks, such as crafting arms and armor, gambling, or spending their hard-earned credits.

In some cases, the passage of time is something that occurs with little fanfare or description. When starting a new adventure, the GM might simply declare that a certain amount of time has passed and allow you to describe in general terms what your character has been doing. At other times, the GM might want to keep track of just how much time is passing as events beyond your perception stay in motion.

## LIFESTYLE EXPENSES

Between adventures, you choose a particular quality of life and pay the cost of maintaining that lifestyle, as described in chapter 5.

Living a particular lifestyle doesn't have a huge effect on your character, but your lifestyle can affect the way other individuals and groups react to you. For example, when you lead an aristocratic lifestyle, it might be easier for you to influence the nobles of the city than if you live in poverty.

## DOWNTIME ACTIVITIES

Between adventures, the GM might ask you what your character is doing during his or her downtime. Periods of downtime can vary in duration, but each downtime activity requires a certain number of days to complete before you gain any benefit, and at least 8 hours of each day must be spent on the downtime activity for the day to count. The days do not need to be consecutive. If you have more than the minimum amount of days to spend, you can keep doing the same thing for a longer period of time, or switch to a new downtime activity.

Downtime activities other than the ones presented below are possible. If you want your character to spend his or her downtime performing an activity not covered here, discuss it with your GM.

### CRAFTING

You can craft unenhanced objects, including adventuring equipment and works of art. While you don't need to be proficient with tools related to the object you are trying to create (typically artisan's implements), without proficiency you will lack the knowledge of what objects you can create. You might also need access to special materials or locations necessary to create it. For example, someone proficient with armstech's implements needs a workstation in order to craft a vibrosword.

For every day of downtime you spend crafting, you can craft one or more items with a total market value not exceeding 250 cr, and you must expend raw materials worth half the total market value. If something you want to craft has a market value greater than 250 cr, you make progress every day in 250-cr increments until you reach the market value of the item. For example, a heavy exoskeleton (market value 9,000 cr) takes 36 days to craft by yourself.

Multiple characters can combine their efforts toward the crafting of a single item, provided that the characters all have proficiency with the requisite tools and are working together in the same place. Each character contributes 250 cr worth of effort for every day spent helping to craft the item. For example, three characters with the requisite tool proficiency and the proper facilities can craft a heavy exoskeleton in 12 days, at a total cost of 4,500 cr.

While crafting, you can maintain a modest lifestyle without having to pay 10 cr per day. If you have expertise in your chosen tool, you can instead maintain a comfortable lifestyle without having to pay 20 cr per day (see chapter 5 for more information on lifestyle expenses).

### PRACTICING A PROFESSION

You can work between adventures, allowing you to maintain a modest lifestyle without having to pay 10 cr per day (see chapter 5 for more information on lifestyle expenses). This benefit lasts as long you continue to practice your profession.

If you are a member of an organization that can provide gainful employment, such as a syndicate or guild, you earn enough to support a comfortable lifestyle instead.

If you have proficiency in the Performance skill and put your performance skill to use during your downtime, you earn enough to support a wealthy lifestyle instead.

### RECUPERATING

You can use downtime between adventures to recover from a debilitating injury, disease, or poison.

After three days of downtime spent recuperating, you can make a DC 15 Constitution saving throw. On a successful save, you can choose one of the following results:

- End one effect on you that prevents you from regaining hit points.
- For the next 24 hours, gain advantage on saving throws against one disease or poison currently affecting you.

### RESEARCHING

The time between adventures is a great chance to perform research, gaining insight into mysteries that have unfurled over the course of the campaign. Research can include poring over dusty tomes and ancient datacrons in a library or buying drinks for the locals to pry rumors and gossip from their lips.

When you begin your research, the GM determines whether the information is available, how many days of downtime it will take to find it, and whether there are any restrictions on your research (such as needing to seek out a specific individual, tome, or location). The GM might also require you to make one or more ability checks, such as an Intelligence (Investigation) check to find clues pointing toward the information you seek, or a Charisma (Persuasion) check to secure someone's aid. Once those conditions are met, you learn the information if it is available.

For each day of research, you must spend 10 cr to cover your expenses. This cost is in addition to your normal lifestyle expenses (as discussed in chapter 5).

### TRAINING

You can spend time between adventures learning a new language or training with a set of tools. Your GM might allow additional training options.

First, you must find an instructor willing to teach you. The GM determines how long it takes, and whether one or more ability checks are required.

The training lasts for 250 days and costs 10 cr per day. After you spend the requisite amount of time and money, you learn the new language or gain proficiency with the new tool.



## CHAPTER 9: COMBAT

**T**HE SHRIEK OF BLASTER FIRE FLYING OVERHEAD. THE *CLASH* of a gamorrean's axe striking against a composite shield. The crackle of lightning emanating from a Sith lord's hands. The sharp tang of blood in the air, cutting through the stench of vile monsters. Roars of fury, shouts of triumph, cries of pain. Combat in D&D can be chaotic, deadly, and thrilling.

This chapter provides the rules you need for your characters and monsters to engage in combat, whether it is a brief skirmish or an extended conflict in a dungeon or on a field of battle. Throughout this chapter, the rules address you, the player or Game Master. The Game Master controls all the monsters and nonplayer characters involved in combat, and each other player controls an adventurer. "You" can also mean the character or monster that you control.

### THE ORDER OF COMBAT

A typical combat encounter is a clash between two sides, a flurry of weapon swings, feints, parries, footwork, and force- or tech-casting. The game organizes the chaos of combat into a cycle of rounds and turns. A **round** represents about 6 seconds in the game world. During a round, each participant in a battle takes a **turn**. The order of turns is determined at the beginning of a combat encounter, when everyone rolls initiative. Once everyone has taken a turn, the fight continues to the next round if neither side has defeated the other.

### SURPRISE

A band of adventurers sneaks up on a Mandalorian camp, springing from cover to attack them. Kath hounds patrol down a hallway, leasher to their handler, unnoticed by the adventurers until the hound smells one of them. In these situations, one side of the battle gains surprise over the other.

The GM determines who might be surprised. If neither side tries to be stealthy, they automatically notice each other. Otherwise, the GM compares the Dexterity (Stealth) checks of anyone hiding with the passive Wisdom (Perception) score of each creature on the opposing side. Any character or monster that doesn't notice a threat is surprised at the start of the encounter.

If you're surprised, you can't move or take an action on your first turn of the combat, and you can't take a reaction until that turn ends. A member of a group can be surprised even if the other members aren't.

### YOUR TURN

On your turn, you can move a distance up to your speed and take one action. You decide whether to move first or take your action first. Your speed—sometimes called your walking speed—is noted on your character sheet.

The most common actions you can take are described in the "Actions in Combat" section later in this chapter. Many class features and other abilities provide additional options for your action.

### Combat Step By Step

**1. Determine surprise.** The GM determines whether anyone involved in the combat encounter is surprised.

**2. Establish positions.** The GM decides where all the characters and monsters are located. Given the adventurers' marching order or their stated positions in the room or other location, the GM figures out where the adversaries are—how far away and in what direction.

**3. Roll initiative.** Everyone involved in the combat encounter rolls initiative, determining the order of combatants' turns.

**4. Take turns.** Each participant in the battle takes a turn in initiative order.

**5. Begin the next round.** When everyone involved in the combat has had a turn, the round ends. Repeat step 4 until the fighting stops.

The "Movement and Position" section later in this chapter gives the rules for your move.

You can forgo moving, taking an action, or doing anything at all on your turn. If you can't decide what to do on your turn, consider taking the Dodge or Ready action, as described in "Actions in Combat."

### BONUS ACTIONS

Various class features, powers, and other abilities let you take an additional action on your turn called a bonus action. The Cunning Action feature, for example, allows an operative to take a bonus action. You can take a bonus action only when a special ability, power, or other feature of the game states that you can do something as a bonus action. You otherwise don't have a bonus action to take.

You can take only one bonus action on your turn, so you must choose which bonus action to use when you have more than one available.

You choose when to take a bonus action during your turn, unless the bonus action's timing is specified, and anything that deprives you of your ability to take actions also prevents you from taking a bonus action.

### OBJECT INTERACTION

You can also interact with one object or feature of the environment at any time on your turn, even during your move or your action, as your object interaction. For example, you could open a door as you stride toward a foe, you could stow your weapon as you run, or you could grasp a two-handed weapon you are wielding in one hand with your other hand as you attack with it (releasing it requires no action).

If you want to interact with an additional object, you need to use your action or bonus action (your choice). Some enhanced items and other special objects always require an action to use, as stated in their descriptions.

The GM might require you to use an action for any of these activities when it needs special care or when it presents an unusual obstacle. For instance, the GM could reasonably expect you to use an action to open a stuck door or turn a crank to lower a drawbridge.

## OTHER ACTIVITY ON YOUR TURN

Lastly, your turn can include a variety of flourishes that require neither your action nor your move.

You can communicate however you are able, through brief utterances and gestures, as you take your turn.

### Interacting with Objects Around You

Here are a few examples of the sorts of thing you can do with your object interaction:

- draw or stow a weapon
- open or close a door
- withdraw a stim from your pack
- pick up a dropped weapon
- take an item from a table
- remove a ring from your finger
- stuff some food into your mouth
- plant a banner in the ground
- fish a few chits from your belt pouch
- drink all the beer in a glass
- throw a lever or a switch
- pull a glowstick from a scone
- take a book from a shelf you can reach
- extinguish a small flame
- don a mask
- pull the hood of your cloak up and over your head
- put your ear to a door
- turn a key in a lock
- hand an item to another character

## REACTIONS

Certain special abilities, powers, and situations allow you to take a special action called a reaction. A reaction, typically an instant response to a trigger of some kind, can occur on your turn or on someone else's. The opportunity attack, described later in this chapter, is the most common type of reaction.

When you take a reaction, you can't take another one until the start of your next turn. If the reaction interrupts another creature's turn, that creature can continue its turn right after the reaction.

## MOVEMENT AND POSITION

In combat, characters and monsters are in constant motion, often using movement and position to gain the upper hand.

On your turn, you can move a distance up to your speed. You can use as much or as little of your speed as you like on your turn, following the rules here.

Your movement can include jumping, climbing, and swimming. These different modes of movement can be combined with walking, or they can constitute your entire move. However you're moving, you deduct the distance of each part of your move from your speed until it is used up or until you are done moving.

The "Special Types of Movement" section in Chapter 8 gives the particulars for jumping, climbing, and swimming.

### ACTIONS THAT GRANT MOVEMENT

If an action, bonus action, or reaction allows you to move as part of its effects, this additional movement does not count towards your speed. If it does not require an action, however, it does count towards your speed.

For example, if a creature uses the Ataru lightsaber form, since adopting that form uses a bonus action, it does not count towards the creature's speed. A Path of Focus sentinel's Blade Dance feature, however, does count towards its speed since it doesn't use an action.

## BREAKING UP YOUR MOVE

You can break up your movement on your turn, using some of your speed before and after your action. For example, if you have a speed of 30 feet, you can move 10 feet, take your action, and then move 20 feet.

### MOVING BETWEEN ATTACKS

If you take an action that includes more than one weapon attack, you can break up your movement even further by moving between those attacks. For example, a fighter with the Extra Attack feature who has a speed of 25 feet could move 10 feet, attack, move 15 feet, and then attack again.

### USING DIFFERENT SPEEDS

If you have more than one speed, such as your walking speed and a flying speed, you can switch back and forth between your speeds during your move. Whenever you switch, subtract the distance you've already moved from the new speed. The result determines how much farther you can move. If the result is 0 or less, you can't use the new speed during the current move.

For example, if you have a flying speed of 30 and a walking speed of 40 because a Jedi cast the *burst of speed* power on you, you could walk 20 feet, then fly 10 feet, and then land to walk 10 feet more.

## DIFFICULT TERRAIN

Combat rarely takes place in bare rooms or on featureless plains. Boulder-strewn caverns, briar-choked forests, treacherous staircases—the setting of a typical fight contains difficult terrain.

Every foot of movement in difficult terrain costs 1 extra foot. This rule is true even if multiple things in a space count as difficult terrain.

Low furniture, rubble, undergrowth, steep stairs, snow, and shallow bogs are examples of difficult terrain. The space of another creature, whether hostile or not, also counts as difficult terrain.

## BEING PRONE

Combatants often find themselves lying on the ground, either because they are knocked down or because they throw themselves down. In the game, they are prone, a condition described in appendix A.

You can **drop prone** without using any of your speed. **Standing up** takes more effort, costing an amount of movement equal to half your speed. For example, if your speed is 30 feet, you must spend 15 feet of movement to stand up. You can't stand up if you don't have enough movement left or if your speed is 0.

To move while prone, you must **crawl** or use powers that teleport. Every foot of movement while crawling costs 1 extra foot. Crawling 1 foot in difficult terrain, therefore, costs 3 feet of movement.

## MOVING AROUND OTHER CREATURES

You can move through a nonhostile creature's space. In contrast, you can move through a hostile creature's space only if the creature is at least two sizes larger or smaller than you. Remember that another creature's space is difficult terrain for you.

Whether a creature is a friend or an enemy, you can't willingly end your move in its space.

If you leave a hostile creature's reach during your move, you provoke an opportunity attack, as explained later in the chapter.

## FLYING MOVEMENT

Flying creatures enjoy many benefits of mobility, but they must also deal with the danger of falling. If a flying creature is knocked prone, has its speed reduced to 0, or is otherwise deprived of the ability to move, the creature falls, unless it has the ability to hover.

## CREATURE SIZE

Each creature takes up a different amount of space. The Size Categories table shows how much space a creature of a particular size controls in combat. Objects sometimes use the same size categories.

### Size Categories

Size	Space
Tiny	2 1/2 by 2 1/2 ft.
Small	5 by 5 ft.
Medium	5 by 5 ft.
Large	10 by 10 ft.
Huge	15 by 15 ft.
Gargantuan	20 by 20 ft. or larger

## SPACE

A creature's space is the area in feet that it effectively controls in combat, not an expression of its physical dimensions. A typical Medium creature isn't 5 feet wide, for example, but it does control a space that wide. If a Medium gamorrean stands in a 5-foot-wide doorway, other creatures can't get through unless the gamorrean lets them.

A creature's space also reflects the area it needs to fight effectively. For that reason, there's a limit to the number of creatures that can surround another creature in combat. Assuming Medium combatants, eight creatures can fit in a 5-foot radius around another one.

Because larger creatures take up more space, fewer of them can surround a creature. If five Large creatures crowd around a Medium or smaller one, there's little room for anyone else. In contrast, as many as twenty Medium creatures can surround a Gargantuan one.

If a square costs extra movement, as a square of difficult terrain does, you must have enough movement left to pay for entering it. For example, you must have at least 2 squares of movement left to enter a square of difficult terrain.

## SQUEEZING INTO A SMALLER SPACE

A creature can squeeze through a space that is large enough for a creature one size smaller than it. Thus, a Large creature can squeeze through a passage that's only 5 feet wide. While squeezing through a space, a creature must spend 1 extra foot for every foot it moves there, and it has disadvantage on attack rolls and Dexterity saving throws. Attack rolls against the creature have advantage while it's in the smaller space.

### VARIANT: PLAYING ON A GRID

If you play out a combat using a square grid and miniatures or other tokens, follow these rules.

**Squares.** Each square on the grid represents 5 feet.

**Speed.** Rather than moving foot by foot, move square by square on the grid. This means you use your speed in 5-foot segments. This is particularly easy if you translate your speed into squares by dividing the speed by 5. For example, a speed of 30 feet translates into a speed of 6 squares.

**Entering a Square.** To enter a square, you must have at least 1 square of movement left, unless the square is diagonally adjacent to the square you're in (discussed below).

**Corners.** Diagonal movement can't cross the corner of a wall, large tree, or other terrain feature that fills its space.

**Ranges.** To determine the range on a grid between two things—whether creatures or objects—start counting squares from a square adjacent to one of them and stop counting in the space of the other one. Count by the shortest route.

**Diagonals.** When measuring range or moving diagonally, the first diagonal square counts as 5 feet, but the second diagonal square counts as 10 feet. This pattern of 5 feet and then 10 feet continues whenever you're counting diagonally, even if you move horizontally or vertically between different bits of diagonal movement. For instance, a character might move one square diagonally (5 feet), then three squares straight (15 feet), and then another square diagonally (10 feet) for a total movement of 30 feet.

## ACTIONS IN COMBAT

When you take your action on your turn, you can take one of the actions presented here, an action you gained from your class or a special feature, or an action that you improvise. Many creatures have action options of their own in their stat blocks.

When you describe an action not detailed elsewhere in the rules, the GM tells you whether that action is possible and what kind of roll you need to make, if any, to determine success or failure.

## ATTACK

The most common action to take in combat is the Attack action, whether you are swinging a vibroword, firing a blaster, or brawling with your fists. With this action, you make one melee or ranged attack. See the "Making an Attack" section for the rules that govern attacks.

Certain features, such as the Extra Attack class feature, allow you to make more than one attack with this action.



## CAST A POWER

Force- and tech-casters such as consulars and engineers, as well as many creatures, have access to powers and can use them to great effect in combat. Each power has a casting time, which specifies whether the caster must use an action, a reaction, minutes, or even hours to cast the power. Casting a power is, therefore, not necessarily an action. Most powers do have a casting time of 1 action, so a force- or tech-caster often uses his or her action in combat to cast such a power. See chapter 10 for the rules on force- and tech-casting.

## DASH

When you take the Dash action, you gain extra movement for the current turn. The increase equals your speed, after applying any modifiers. With a speed of 30 feet, for example, you can move up to 60 feet on your turn if you dash.

Any increase or decrease to your speed changes this additional movement by the same amount. If your speed of 30 feet is reduced to 15 feet, for instance, you can move up to 30 feet this turn if you Dash.

## DISENGAGE

If you take the Disengage action, your movement doesn't provoke opportunity attacks for the rest of the turn.

## DODGE

When you take the Dodge action, you focus entirely on avoiding attacks. Until the start of your next turn, any attack roll made against you has disadvantage if you can see the attacker, and you make Dexterity saving throws with advantage. You lose this benefit if you are incapacitated (as explained in appendix A) or if your speed drops to 0.

## GUARD

You can defend a creature within 5 feet of you. When you take the Guard action, you focus entirely on preventing attacks from reaching your ally. Until the start of your next turn, any attack roll made against the guarded ally has disadvantage if you can see the attacker, as long as the ally is within 5 feet of you.

Additionally, if an attack would hit the guarded ally, you can instead have it hit you (no action required). If you do so, the attacker chooses the maximum amount of damage instead of rolling.

## HELP

You can lend your aid to another creature in the completion of a task. When you take the Help action, the creature you aid gains advantage on the next ability check it makes to perform the task you are helping with, provided that it makes the check before the start of your next turn.

Alternatively, you can aid a friendly creature in attacking a creature within 5 feet of you. You feint, distract the target, or in some other way team up to make your ally's attack more effective. If your ally attacks the target before your next turn, the first attack roll is made with advantage.

## HIDE

When you take the Hide action, you make a Dexterity (Stealth) check in an attempt to hide, following the rules in chapter 7 for hiding. If you succeed, you gain certain benefits, as described in the "Unseen Attackers and Targets" section later in this chapter.

### IMPROVISING AN ACTION

Your character can do things not covered by the actions in this chapter, such as breaking down doors, intimidating enemies, sensing weaknesses in defenses, or calling for a parley with a foe. The only limits to the actions you can attempt are your imagination and your character's ability scores. See the descriptions of the ability scores in chapter 7 for inspiration as you improvise.

When you describe an action not detailed elsewhere in the rules, the GM tells you whether that action is possible and what kind of roll you need to make, if any, to determine success or failure.

## READY

Sometimes you want to get the jump on a foe or wait for a particular circumstance before you act. To do so, you can take the Ready action on your turn so that you can act later in the round using your reaction.

First, you decide what perceivable circumstance will trigger your reaction. Then, you choose the action you will take in response to that trigger, or you choose to move up to your speed in response to it. Examples include "If the soldier steps on the trapdoor, I'll pull the lever that opens it," and "If the gamorrean steps next to me, I move away."

When the trigger occurs, you can either take your reaction right after the trigger finishes or ignore the trigger. Remember that you can take only one reaction per round.

When you ready a power, you cast it as normal but hold its energy, which you release with your reaction when the trigger occurs. To be readied, a power must have a casting time of 1 action, and holding onto the power's effect requires concentration (explained in chapter 10). If your concentration is broken, the power dissipates without taking effect. For example, if you are concentrating on the *knight speed* power and ready *shock*, your *knight speed* power ends, and if you take damage before you release *shock* with your reaction, your concentration might be broken.

## SEARCH

When you take the Search action, you devote your attention to finding something. Depending on the nature of your search, the GM might have you make a Wisdom (Perception) check or an Intelligence (Investigation) check.

## USE AN OBJECT

Many objects and items, such as grenades or medpacs, require your action to use. When an object requires your action for its use, you take the Use an Object action. If you would normally have to use your object interaction to draw the item you are using, you can instead do so as part of the Use an Object action.

## MAKING AN ATTACK

Whether you're striking with a melee weapon, firing a weapon at range, or making an attack roll as part of a power, an attack has a simple structure.

1. **Choose a target.** Pick a target within your attack's range: a creature, an object, or a location.

2. **Determine modifiers.** The GM determines whether the target has cover and whether you have advantage or disadvantage against the target. In addition, powers, special abilities, and other effects can apply penalties or bonuses to your attack roll.

3. **Resolve the attack.** You make the attack roll. On a hit, you roll damage, unless the particular attack has rules that specify otherwise. Some attacks cause special effects in addition to or instead of damage. If there's ever any question whether something you're doing counts as an attack, the rule is simple: if you're making an attack roll, you're making an attack.

### ATTACK ROLLS

When you make an attack, your attack roll determines whether the attack hits or misses. To make an attack roll, roll a d20 and add the appropriate modifiers. If the total of the roll plus modifiers equals or exceeds the target's Armor Class (AC), the attack hits. The AC of a character is determined at character creation, whereas the AC of a creature is in its stat block.

### MODIFIERS TO THE ROLL

When a character makes an attack roll, the two most common modifiers to the roll are an ability modifier and the character's proficiency bonus. When a creature makes an attack roll, it uses whatever modifier is provided in its stat block.

**Ability Modifier.** The ability modifier used for a melee weapon attack is Strength, and the ability modifier used for a ranged weapon attack is Dexterity. Weapons that have the finesse or thrown property break this rule.

Some powers also require an attack roll. The ability modifier used for a power attack depends on the force- or tech-casting ability of the force- or tech-caster, as explained in chapter 10.

**Proficiency Bonus.** You add your proficiency bonus to your attack roll when you attack using a weapon with which you have proficiency, as well as when you attack with a power.

### ROLLING 1 OR 20

Sometimes fate blesses or curses a combatant, causing the novice to hit and the veteran to miss.

If the d20 roll for an attack is a 20, the attack hits regardless of any modifiers or the target's AC. In addition, the attack is a critical hit, as explained later in this chapter.

If the d20 roll for an attack is a 1, the attack misses regardless of any modifiers or the target's AC.

### CHOOSING TO BE HIT

Sometimes, an attack might miss you when you wanted it to hit. You can choose to allow a miss to hit you (no action required). If you do so, the attacker chooses the maximum amount of damage instead of rolling.

## UNSEEN ATTACKERS AND TARGETS

Combatants often try to escape their foes' notice by hiding, casting the *force camouflage* power, or lurking in darkness.

When you attack a target that you can't see, you have disadvantage on the attack roll. This is true whether you're guessing the target's location or you're targeting a creature you can hear but not see. If the target isn't in the location you targeted, you automatically miss, but the GM typically just says that the attack missed, not whether you guessed the target's location correctly.

When a creature can't see you, you have advantage on attack rolls against it.

If you are hidden—both unseen and unheard—when you make an attack, you give away your location when the attack hits or misses.

## MELEE ATTACKS

Used in hand-to-hand combat, a melee attack allows you to attack a foe within your reach. A melee attack typically uses a handheld weapon such as a vibrosword, a lightsaber, or a vibrowhip. A typical monster makes a melee attack when it strikes with its claws, horns, teeth, tentacles, or other body part. A few powers also involve making a melee attack.

Most creatures have a 5-foot **reach** and can thus attack targets within 5 feet of them when making a melee attack. Certain creatures (typically those larger than Medium) have melee attacks with a greater reach than 5 feet, as noted in their descriptions.

When you are **unarmed**, you can fight in melee by making an unarmed strike. Your unarmed strikes are a weapon with which you are proficient and, unless otherwise indicated, they do 1 + your Strength modifier kinetic damage.

## OPPORTUNITY ATTACKS

In a fight, everyone is constantly watching for enemies to drop their guard. You can rarely move heedlessly past your foes without putting yourself in danger; doing so provokes an opportunity attack.

You can make an opportunity attack when a hostile creature that you can see moves out of your reach. To make the opportunity attack, you use your reaction to make one melee attack against the provoking creature. The attack interrupts the provoking creature's movement, occurring right before the creature leaves your reach.

You can avoid provoking an opportunity attack by taking the Disengage action. You also don't provoke an opportunity attack when you teleport or when someone or something unwillingly moves you without using your movement, action, bonus action, or reaction. For example, you don't provoke an opportunity attack if an explosion hurls you out of a foe's reach or if gravity causes you to fall past an enemy. However, you do provoke an opportunity attack if a power such as *force jump*, or an ally's Formation fighting style feature, causes you to move out of an enemies' reach, unless that feature says otherwise.

## GRAPPLING

When you want to grab a creature or wrestle with it, you can use the Attack action to make a special melee attack, a **grapple**. If you're able to make multiple attacks with the Attack action, this attack replaces one of them.

### CONTESTS IN COMBAT

Battle often involves pitting your prowess against that of your foe. Such a challenge is represented by a contest. This section includes the most common contests that require an action in combat. The GM can use these contests as models for improvising others.

The target of your grapple must be no more than one size larger than you, and it must be within your reach. Using at least one free hand, you try to seize the target by making a Strength (Athletics) check contested by the target's Strength (Athletics) or Dexterity (Acrobatics) check (the target chooses the ability to use). If you succeed, you subject the target to the grappled condition (see appendix A). The condition specifies the things that end it, and you can release the target whenever you like (no action required).

**Escaping a Grapple.** A grappled creature can use its action to escape. To do so, it must succeed on a Strength (Athletics) or Dexterity (Acrobatics) check contested by your Strength (Athletics) check.

**Moving a Grappled Creature.** When you move, you can drag or carry the grappled creature with you, but your speed is halved, unless the creature is two or more sizes smaller than you.

## SHOVING AND TRIPPING

Using the Attack action, you can make a special melee attack to **shove** a creature to push it away from you, or to **trip** a creature to knock it prone. If you're able to make multiple attacks with the Attack action, this attack replaces one of them.

The target of your shove or trip must be no more than one size larger than you, and it must be within your reach. You make a Strength (Athletics) check contested by the target's Strength (Athletics) or Dexterity (Acrobatics) check (the target chooses the ability to use). If you win the contest, you either shove the target 5 feet away from you or trip it prone.

## RANGED ATTACKS

When you make a ranged attack, you fire a blaster, hurl a vibrodagger, or otherwise strike a foe at a distance. A creature might have a natural ranged weapon. Many powers also involve making a ranged attack.

### RANGE

You can make ranged attacks only against targets within a specified range. If a ranged attack, such as one made with a power, has a single range, you can't attack a target beyond this range. Some ranged attacks, such as those made with a blaster, have two ranges. The smaller number is the normal range, and the larger number is the long range. Your attack roll has disadvantage when your target is beyond normal range, and you can't attack a target beyond the long range.

## RANGED ATTACKS IN CLOSE COMBAT

Aiming a ranged attack is more difficult when a foe is next to you. When you make a ranged attack with a weapon, a power, or some other means, you have disadvantage on the attack roll if you are within 5 feet of a hostile creature who can see you and who isn't incapacitated.

## DOUBLE-WEAPON FIGHTING

When you take the Attack action and attack with a weapon with the light and double properties while wielding it in two hands, you can use a bonus action to attack with the other end of the weapon. You don't add your ability modifier to the attack roll of the bonus attack, unless that modifier is negative.

## TWO-WEAPON FIGHTING

When you take the Attack action and attack with a light weapon that you're holding in one hand, you can use a bonus action to attack with a different light weapon that you're holding in the other hand. You don't add your ability modifier to the damage roll of the bonus attack, unless that modifier is negative.

If a weapon has the thrown property, you can throw the weapon, instead of making a melee attack with it.

## COVER

Walls, trees, creatures, and other obstacles can provide cover during combat, making a target more difficult to harm. A target can benefit from cover only when an attack or other effect originates on the opposite side of the cover.

There are four degrees of cover. If a target is behind multiple sources of cover, only the most protective degree of cover applies, not added together.

A target with **one-quarter cover** has a +2 bonus to AC and Dexterity saving throws. A target has one-quarter cover if an obstacle blocks at least one-fourth of its body, such as a thin pillar or a creature of one size category smaller.

A target with **half cover** has a +3 bonus to AC and Dexterity saving throws. A target has half cover if an obstacle blocks at least half of its body, such as a low wall or a creature of the same size category.

A target with **three-quarters cover** has a +5 bonus to AC and Dexterity saving throws. A target has three-quarter cover if about three-quarters of it is obstructed, whether by an obstacle or a creature of one size category larger.

A target with **total cover** can't be targeted directly by an attack or a power, although some powers can reach such a target by including it in an area of effect. A target has total cover if it is completely concealed by an obstacle.

### VARIANT: CREATURES PROVIDING COVER

Sometimes, creatures in close proximity create a veritable mess of bodies, potentially causing attacks targeting one to hit another. Using this variant, if an attack would miss a creature by an amount less than or equal to the bonus to AC granted by the cover of another creature, and the attack would hit that other creature, the GM might consider having that other creature take the attack's damage.



## DAMAGE AND HEALING

Injury and the risk of death are constant companions of those who explore the worlds of D&D. The thrust of a vibroword, a well-placed blaster shot, or a shock of lightning from a *shock* power all have the potential to damage, or even kill, the hardiest of creatures.

### HIT POINTS

Hit points represent a combination of physical and mental durability, the will to live, and luck. Creatures with more hit points are more difficult to kill. Those with fewer hit points are more fragile.

A creature's current hit points (usually just called hit points) can be any number from the creature's hit point maximum down to 0. This number changes as a creature takes damage or receives healing.

Whenever a creature takes damage, that damage is subtracted from its hit points. The loss of hit points has no effect on a creature's capabilities until the creature drops to 0 hit points.

### DAMAGE ROLLS

Each weapon, power, and harmful monster ability specifies the damage it deals. You roll the damage die or dice, add any modifiers, and apply the damage to your target. Modified weapons, special abilities, and other factors can grant a bonus to damage.

When attacking with a **weapon**, you add your ability modifier—the same modifier used for the attack roll—to the damage. A **power** tells you which die to roll for damage and whether to add any modifiers.

If a power or other effect deals damage to **more than one target** at the same time, roll the damage once for all of them. For example, when an engineer casts *explosion*, the power's damage is rolled once for all creatures caught in the blast.

### CRITICAL HITS

When you score a critical hit, you get to roll all of the attack's damage dice twice, including any additional damage dice, and add them together. Then add any relevant modifiers as normal. To speed up play, you can roll all the damage dice at once.

**Critical Hit Range.** The critical hit range of a weapon determines on what d20 results a weapon scores a critical hit. Typically, a weapon has a critical hit range of 1, meaning it only scores a critical hit on a 20. A critical hit range of 2, however, would mean the weapon scores a critical hit on a roll of 19 or 20. A critical hit range cannot exceed 5, scoring a critical hit on 16-20.

### DAMAGE TYPES

Different attacks, damaging powers, and other harmful effects deal different types of damage. Damage types have no rules of their own, but other rules, such as damage resistance, rely on the types.

The damage types follow, with examples to help a GM assign a damage type to a new effect.

**Acid.** Vials of corrosive liquid or the *acid splash* tech power deal acid damage.

**Cold.** The chill energy of carbonite and cryogenesis deal cold damage.

**Energy.** Energy damage is the damage dealt by blaster weapons, lightweapons, and other powers or abilities.

**Fire.** The concussive damage of an explosion or an open flame deal fire damage.

**Force.** Certain force powers that channel the pure energy of the Force deal force damage.

**Ion.** Ion damage is a special damage type that is most effective against droids and constructs.

**Kinetic.** Kinetic damage encompasses all physical damage commonly dealt by vibroweapons.

**Lightning.** The electrifying energy of the *force lightning* power deals lightning damage.

**Necrotic.** Necrotic damage, dealt by powers like *death field*, withers matter and even the soul.

**Poison.** Venomous stings and the toxic *poison spray* power deal poison damage.

**Psychic.** The crippling agony caused by powers like *feedback* deal psychic damage.

**Sonic.** Debilitating noises cause sonic damage.

**True.** True damage is not dealt by any specific source. Instead, effects that prevent or redirect damage cannot be used to counter the loss of life caused by true damage.

## DAMAGE RESISTANCE AND VULNERABILITY

Some creatures and objects are exceedingly difficult or unusually easy to hurt with certain types of damage. If a creature or an object has resistance to a damage type, damage of that type is halved against it. If a creature or an object has vulnerability to a damage type, damage of that type is doubled against it.

Multiple instances of resistance or vulnerability that affect the same damage type count as only one instance. For example, if a creature has resistance to lightning damage as well as resistance to all force power damage, the damage of a *force lightning* is reduced by half, not reduced by three-quarters.

Resistance and then vulnerability are applied after passive modifiers to damage, but before active modifiers. For example, a creature with resistance to kinetic damage, a proficiency bonus of +4, and the Defense fighting mastery is hit by an attack that deals 22 kinetic damage. The 22 damage is first reduced by 4 and then halved, so the creature takes 9 damage. The creature also has the Shield fighting mastery, and uses its reaction to further reduce the damage taken by 4, finally taking only 5 damage.

### Describing the Effects of Damage

Game Masters describe hit point loss in different ways. When your current hit point total is above half your hit point maximum, you typically show no signs of injury. When you drop below half your hit point maximum, you show signs of wear, such as cuts and bruises. An attack that reduces you to 0 hit points strikes you directly, leaving a bleeding injury or other trauma, or it simply knocks you unconscious.

## HEALING

Unless it results in death, damage isn't permanent. Rest can restore a creature's hit points (as explained in chapter 8), and methods such as a *benevolence* force power or a medpac can remove damage instantly.

When a creature receives healing of any kind, hit points regained are added to its current hit points. A creature's hit points can't exceed its hit point maximum, so any hit points regained in excess of this number are lost. For example, a consular grants an operative 8 hit points of healing. If the operative has 14 current hit points with a maximum of 20, the operative regains 6 hit points from the consular, not 8.

A creature that has died can't regain hit points until a power such as *revitalize* has restored it to life.

## HIT DICE

Resting (explained in chapter 8), as well as certain special traits such as the trandoshan's Regenerative, consume Hit Dice to restore hit points. Whenever a creature rolls a Hit Die to restore hit points, they add their Constitution modifier to the roll.

## DROPPING TO 0 HIT POINTS

When you drop to 0 hit points, you either die outright or fall unconscious, as explained in the following sections.

## INSTANT DEATH

Massive damage can kill you instantly. When damage reduces you to 0 hit points and there is damage remaining, you die if the remaining damage equals or exceeds your hit point maximum.

For example, a consular with a maximum of 12 hit points currently has 6 hit points. If she takes 18 damage from an attack, she is reduced to 0 hit points, but 12 damage remains. Because the remaining damage equals her hit point maximum, the consular dies.

## FALLING UNCONSCIOUS

If damage reduces you to 0 hit points and fails to kill you, you fall unconscious (see appendix A). This unconsciousness ends if you regain any hit points.

## DEATH SAVING THROWS

Whenever you start your turn with 0 hit points, you must make a special saving throw, called a death saving throw, to determine whether you creep closer to death or hang onto life. Unlike other saving throws, this one isn't tied to any ability score. You are in the hands of fate now, aided only by powers and features that improve your chances of succeeding on a saving throw. Roll a d20. If the roll is 10 or higher, you succeed. Otherwise, you fail. A success or failure has no effect by itself. On your third success, you become stable (see below). On your third failure, you die. The successes and failures don't need to be consecutive; keep track of both until you collect three of a kind. The number of both is reset to zero when you regain any hit points or become stable.

**Rolling 1 or 20.** When you make a death saving throw and roll a 1 on the d20, it counts as two failures. If you roll a 20 on the d20, you regain 1 hit point.

**Damage at 0 Hit Points.** If you take any damage while you have 0 hit points (for example, by catching fire because your limbs were all chopped off next to a pit of lava), you suffer a death saving throw failure. If the damage is from a critical hit, you suffer two failures instead. If the damage equals or exceeds your hit point maximum, you suffer instant death.

## STABILIZING A CREATURE

The best way to save a creature with 0 hit points is to heal it. If healing is unavailable, the creature can at least be stabilized so that it isn't killed by a failed death saving throw.

You can use your action to administer first aid to an unconscious creature and attempt to stabilize it, which requires a successful DC 10 Wisdom (Medicine) check, or an Intelligence (Technology) check for a droid or construct.

A **stable** creature doesn't make death saving throws, even though it has 0 hit points, but it does remain unconscious. The creature stops being stable, and must start making death saving throws again, if it takes any damage. A stable creature that isn't healed regains 1 hit point after 1d4 hours.

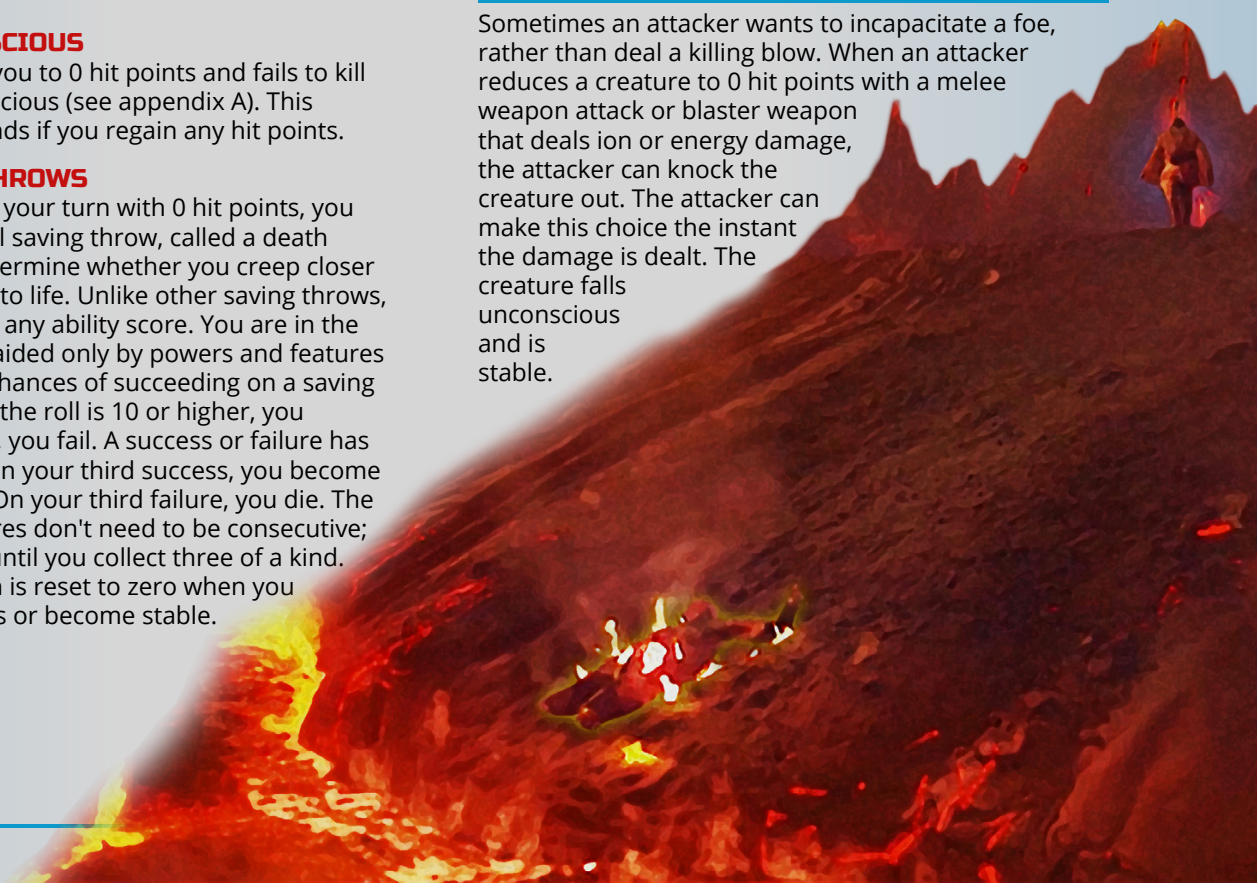
## MONSTERS AND DEATH

Most GMs have a monster die the instant it drops to 0 hit points, rather than having it fall unconscious and make death saving throws.

Mighty villains and special nonplayer characters are common exceptions; the GM might have them fall unconscious and follow the same rules as player characters.

## KNOCKING A CREATURE OUT

Sometimes an attacker wants to incapacitate a foe, rather than deal a killing blow. When an attacker reduces a creature to 0 hit points with a melee weapon attack or blaster weapon that deals ion or energy damage, the attacker can knock the creature out. The attacker can make this choice the instant the damage is dealt. The creature falls unconscious and is stable.





## TEMPORARY HIT POINTS

Some powers and special abilities confer temporary hit points to a creature. Temporary hit points aren't actual hit points; they are a buffer against damage, a pool of hit points that protect you from injury.

When you have temporary hit points and take damage, the temporary hit points are lost first, and any leftover damage carries over to your normal hit points. For example, if you have 5 temporary hit points and take 7 damage, you lose the temporary hit points and then take 2 damage.

Because temporary hit points are separate from your actual hit points, they can exceed your hit point maximum. A character can, therefore, be at full hit points and receive temporary hit points.

Healing can't restore temporary hit points, and they can't be added together. If you have temporary hit points and receive more of them, you decide whether to keep the ones you have or to gain the new ones. For example, if a power grants you 12 temporary hit points when you already have 10, you can have 12 or 10, not 22.

If you have 0 hit points, receiving temporary hit points doesn't restore you to consciousness or stabilize you. They can still absorb damage directed at you while you're in that state, but only true healing can save you.

Unless a feature that grants you temporary hit points has a duration, they last until they're depleted or you finish a long rest.

## TEMPORARY FORCE AND TECH POINTS

Similar to temporary hit points, some powers, abilities, or features grant temporary force or tech points to a creature. When you would expend force or tech points—whether through a power, ability, or feature—the temporary points are spent first.

You can only have one source of temporary force or tech points. If you have temporary force or tech points and receive more of them, you decide whether to keep the ones you have or gain the new ones.

Unless a feature that grants you temporary force or tech points has a duration, they last until they're depleted or you finish a long rest.

## UNDERWATER COMBAT

When adventurers pursue karkarodons back to their undersea domain, fight off gungans in an ancient shipwreck, or find themselves in a flooded dungeon room, they must fight in a challenging environment. Underwater the following rules apply.

When making a **melee weapon attack**, a creature that doesn't have a swimming speed (either natural or granted by a power) has disadvantage on the attack roll unless the weapon is a vibrodagger or vibrospear.

A **ranged weapon attack** automatically misses a target beyond the weapon's normal range, but functions normally against a target within normal range.

Creatures and objects that are fully immersed in water have resistance to fire damage.

## MOUNTED COMBAT

A trooper charging into battle on a dewback, an engineer casting powers from the seat of a speeder, or a consular soaring through the sky on shuttle all enjoy the benefits of speed and mobility that a mount can provide.

An appropriately sized vehicle or a willing creature that is at least one size larger than you and that has an appropriate anatomy can serve as a mount, using the following rules.

## MOUNTING AND DISMOUNTING

Once during your move, you can mount or dismount a vehicle creature that is within 5 feet of you. Doing so costs an amount of movement equal to half your speed. For example, if your speed is 30 feet, you must spend 15 feet of movement to mount a dewback. Therefore, you can't mount it if you don't have 15 feet of movement left or if your speed is 0.

If an effect moves your mount against its will while you're on it, you must succeed on a DC 10 Dexterity saving throw or fall off the mount, landing prone in a space within 5 feet of it. If you're knocked prone while mounted, you must make the same saving throw.

If your mount is knocked prone, you can use your reaction to dismount it as it falls and land on your feet. Otherwise, you are dismounted and fall prone in a space within 5 feet of it.

## CONTROLLING A MOUNT

While you're mounted, you have two options. You can either control the mount or allow it to act independently. Intelligent creatures act independently.

You can control a mount only if it has been trained to accept a rider. Domesticated animals, such as dewbacks or kaadu, and similar creatures are assumed to have such training. The initiative of a controlled

mount changes to match yours when you mount it. It moves as you direct it, and it has only three action options: Dash, Disengage, and Dodge. A controlled mount can move and act even on the turn that you mount it. All vehicles are considered controlled mounts, unless a feature says otherwise.

An independent mount retains its place in the initiative order. Bearing a rider puts no restrictions on the actions the mount can take, and it moves and acts as it wishes. It might flee from combat, rush to attack and devour a badly injured foe, or otherwise act against your wishes.

In either case, if the mount provokes an opportunity attack while you're on it, the attacker can target you or the mount.









## CHAPTER 10: FORCE- AND TECH-CASTING

**M**AGIC EXISTS IN THE WORLDS OF *STAR WARS* IN THE FORM OF powers. This chapter provides the rules for casting these powers. There are two major sources of these power: the Force and technology. While multiple classes use the Force or technology to fuel their powers, there are only the two sources. Regardless, powers follow the rules here.

### WHAT IS A POWER?

A power is a discrete effect, a single shaping of the energies of the Force or a result of a technological formula, that creates a desired effect. In casting a power, a character carefully constructs the desired effect using the source of their power, and then releases it, all in the span of seconds.

Powers can be versatile tools, weapons, or protective wards. They can deal damage or undo it, impose or remove conditions (see appendix A), drain life energy away, and restore life to the dead.

A great number of powers exist, and over time many have been created and forgotten. An ancient force technique may exist in a long-lost holocron, or a piece of Rakatan schemata may contain revolutionary tech.

### POWER LEVEL

Every power has a level from 0 to 9. A power's level is a general indicator of how powerful it is, with the lowly *burst of speed* at 1st level and the powerful *greater explosion* at 9th. At-will powers—simple but effective powers that characters can cast almost by rote—are level 0. The higher a power's level, the higher level a force- or tech-caster must be to use that power.

Power level and character level don't correspond directly. Typically, a character has to be at least 17th level, not 9th level, to cast a 9th-level power.

### KNOWN POWERS

Before a force- or tech-caster can use a power, he or she must have the power learned, or must have access to the power in an enhanced item. Once a power is learned, it is always prepared. The number of powers a caster can have at any given time depends on the character's level.

When you learn a power, either an at-will, 1st-level, or higher, you choose from the list of powers provided in Chapters 11 and 12. You can learn powers from any level up to your Max Power Level, including at-will powers. The total number of powers you learn in this way can't exceed your Force or Tech Powers Known for your class.

If a power is granted to you by a class feature, that power does not count against your powers known and you can't voluntarily unlearn it. If you already know that power, you may learn an additional power that is available to you.

Additionally, every time you learn a new power as a result of gaining a level, you can choose one of the powers you know and replace it with another power of the same type, as long as that power is not of a higher level than your Max Power Level.

### FORCE AND TECH POINTS

Regardless of how many powers a caster knows or prepares, he or she can cast only a limited number of powers before resting. Manipulating the Force and channeling its energy into even a simple power is physically and mentally taxing, and higher-level powers are even more so. Thus, each casting class's description includes a table showing how many force or tech points a character can use at each character level. For example, the 3rd-level consular Umara has 12 force points.

When a character casts a power, he or she expends a number of points based on the level of the power to create the slot to cast it. At-will powers always cost 0 points, while casting a power at any other level costs the power level + 1 points, as shown in the Power Level Point Cost table below. When Umara casts *project*, a 1st-level power, she spends two of her 12 force points, leaving 10 remaining.

Finishing a long rest restores any expended force points, and finishing a short or long rest restores any expended tech points (see chapter 8 for the rules on resting).

#### Casting in Armor

Because of the mental focus and precise gestures required for force- and tech-casting, you must be proficient with the armor you are wearing to cast a power. You are otherwise too distracted and hampered by your armor for force- or tech-casting.

### CASTING A POWER AT A HIGHER LEVEL

When a caster casts a power using at a higher level than the power's normal level, the power assumes the higher level for that casting. For instance, if Umara casts *project* at 2nd-level, she uses three force points and that *project* is 2nd level.

Many powers have more powerful effects when cast at a higher level, as indicated in the **Force Potency** and **Overcharge Tech** sections of the power's description

#### Power Level Point Cost

Power Level	Point Cost	Power Level	Point Cost
0	0	5	6
1	2	6	7
2	3	7	8
3	4	8	9
4	5	9	10

### AT-WILL POWERS

An at-will power is one that can be cast without expending force or tech points. An at-will power's level is 0.

### CASTING FOCUSES

While forcecasting doesn't require a focus to cast force powers, techcasting requires that you have a tech focus in order to cast tech powers.

## CASTING A POWER

When a character casts any power, the same basic rules are followed, regardless of the character's class or the power's effects.

Each power description in chapters 11 and 12 begins with a block of information, including the power's name, level, alignment (for Force powers), prerequisites (if it has any), casting time, range, and duration. The rest of a power entry describes the power's effect.

### POWER ALIGNMENTS

Most force powers are aligned with one of the opposing sides of the Force—light and dark—while many fall somewhere in the middle—universal. You use your Wisdom for light side powers, Charisma for dark side powers, and Wisdom or Charisma for universal powers (your choice). Additionally, certain archetypes and feats offer benefits to using powers of a specific alignment.

### PREREQUISITES

Certain force powers are built as more powerful version of previous powers. They require that you know the previous power before you can learn the new one, and you must retain knowledge of the previous power to be able to cast the new one. If you are learning two or more powers at the same time, you can learn a power at the same time that you learn its prerequisites.

For instance, to learn the *knight speed* force power you would first need to learn the *burst of speed* power, as indicated by its prerequisites.

### CASTING TIME

Most powers require a single action to cast, but some powers require a bonus action, a reaction, or much more time to cast.

### BONUS ACTION

A power cast with a bonus action is especially swift. You must use a bonus action on your turn to cast the power, provided that you haven't already taken a bonus action this turn. You can't cast another power during the same turn, except for an at-will with a casting time of 1 action.

### REACTIONS

Some powers can be cast as reactions. These powers take a fraction of a second to bring about and are cast in response to some event. If a power can be cast as a reaction, the power's description tells you exactly when you can do so.

### LONGER CASTING TIMES

Certain powers require more time to cast: minutes or even hours. When you cast a power with a casting time longer than a single action or reaction, you must spend your action each turn casting the power, and you must maintain your concentration while you do so (see "Concentration" below). If your concentration is broken, the power fails, but you don't expend force or tech points. If you want to try casting the power again, you must start over.

### RANGE

The target of a power must be within the power's range. For a power like *shock*, the target is a creature. For a power like *explosion*, the target is the point in space where the explosion occurs.

Most powers have ranges expressed in feet. Some power can target only a creature (including you) that you touch. Other powers, such as the *shield* power, affect only you. These powers have a range of self.

Powers that create cones or lines of effect that originate from you also have a range of self, indicating that the origin point of the power's effect must be you (see "Areas of Effect" later in this chapter).

Once a power is cast, its effects aren't limited by its range, unless the power's description says otherwise.

### DURATION

A power's duration is the length of time the power persists. A duration can be expressed in rounds, minutes, hours, or even years. Some powers specify that their effects last until the powers are dispelled or destroyed.

### INSTANTANEOUS

Many powers are instantaneous. The power harms, heals, creates, or alters a creature or an object in a way that can't be dispelled, because its effect exists only for an instant.

### CONCENTRATION

Some powers require you to maintain concentration in order to keep their effect active. If you lose concentration, such a power ends.

If a power must be maintained with concentration, that fact appears in its Duration entry, and the power specifies how long you can concentrate on it. You can end concentration at any time (no action required).

Normal activity, such as moving and attacking, doesn't interfere with concentration. The following factors can break concentration:

- **Casting another power that requires concentration.** You lose concentration on a power if you cast another power that requires concentration. You can't concentrate on two powers at once.
- **Taking damage.** Whenever you take damage while you are concentrating on a power, you must make a Constitution saving throw to maintain your concentration. The DC equals 10 or half the damage you take, whichever number is higher. If you take damage from multiple sources, such as a blaster shot and a force power, you make a separate saving throw for each source of damage.
- **Being incapacitated or killed.** You lose concentration on a power if you are incapacitated or if you die. The GM might also decide that certain environmental phenomena, such as turbulence on a ship or rocky terrain on a speeder, require you to succeed on a DC 10 Constitution saving throw to maintain concentration on a power.



## TARGETS

---

A typical power requires you to pick one or more targets to be affected by the power's effect. A power's description tells you whether the power targets creatures, objects, or a point of origin for an area of effect (described below). Unless a power has a perceptible effect, a creature might not know it was targeted by a power at all. An effect like crackling lightning is obvious, but a more subtle effect, such as an attempt to read a creature's thoughts, typically goes unnoticed, unless a power says otherwise.

### A CLEAR PATH TO THE TARGET

To target something, you must have a clear path to it, so it can't be behind total cover.

If you place an area of effect at a point that you can't see and an obstruction, such as a wall, is between you and that point, the point of origin comes into being on the near side of that obstruction.

### TARGETING YOURSELF

If a power targets a creature of your choice, you can choose yourself, unless the creature must be hostile or specifically a creature other than you. If you are in the area of effect of a power you cast, you can target yourself.

## AREAS OF EFFECT

---

Powers such as *force storm* and *explosion* cover an area, allowing them to affect multiple creatures at once.

A power's description specifies its area of effect, which typically has one of five different shapes: cone, cube, cylinder, line, or sphere. Every area of effect has a point of origin, a location from which the power's effect erupts. The rules for each shape specify how you position its **point of origin**. Typically, a point of origin is a point in space, but some powers have an area whose origin is a creature or an object.

A power's effect expands in straight lines from the point of origin. If no unblocked straight line extends from the point of origin to a location within the area of effect, that location isn't included in the power's area. To block one of these imaginary lines, an obstruction must provide total cover, as explained in chapter 9.

### CONE

A cone extends in a direction you choose from its point of origin. A cone's width at a given point along its length is equal to that point's distance from the point of origin. A cone's area of effect specifies its maximum length.

A cone's point of origin is not included in the cone's area of effect, unless you decide otherwise.

### CUBE

You select a cube's point of origin, which lies anywhere on a face of the cube's effect. The cube's size is expressed as the length of each side.

A cube's point of origin is not included in the cube's area of effect, unless you decide otherwise.

### CYLINDER

A cylinder's point of origin is the center of a circle of a particular radius, as given in the power description. The circle must either be on the ground or at the height of the power effect. The energy in a cylinder expands in straight lines from the point of origin to the perimeter of the circle, forming the base of the cylinder. The power's effect then shoots up from the base or down from the top, to a distance equal to the height of the cylinder.

A cylinder's point of origin is included in the cylinder's area of effect.

### LINE

A line extends from its point of origin in a straight path up to its length and covers an area defined by its width. A line's point of origin is not included in the line's area of effect, unless you decide otherwise.

### SPHERE

You select a sphere's point of origin, and the sphere extends outward from that point. The sphere's size is expressed as a radius in feet that extends from the point.

A sphere's point of origin is included in the sphere's area of effect.

## SAVING THROWS

---

Many powers specify that a target can make a saving throw to avoid some or all of a power's effects. The power specifies the ability that the target uses for the save and what happens on a success or failure.

The DC to resist one of your powers equals 8 + your force- or tech-casting ability modifier + your proficiency bonus + any special modifiers.

## ATTACK ROLLS

---

Some powers require the caster to make an attack roll to determine whether the power effect hits the intended target. Your attack bonus with a power attack equals your force- or tech-casting ability modifier + your proficiency bonus. Most powers that require attack rolls involve ranged attacks. Remember that you have disadvantage on a ranged attack roll if you are within 5 feet of a hostile creature that can see you and that isn't incapacitated (see chapter 9).

## COMBINING EFFECTS

---

The effects of different powers add together while the durations of those powers overlap. The effects of the same power cast multiple times—or identical effects from separate powers—don't combine, however. Instead, the most potent effect—such as the highest bonus—from those castings applies while their durations overlap.

For example, if two consulars cast *guidance* on the same target, that character gains the power's benefit only once; he or she doesn't get to roll two bonus dice. Alternatively, if a character is targeted by both *master speed* and *tactical advantage*, they only gain the benefits once.





# CHAPTER 11: FORCE POWERS

## AT-WILL

Affect Mind  
Battle Insight  
Burst  
Denounce  
Enfeeble  
Feedback  
Force Disarm  
Force Imbuement  
Force Leap  
Force Push/Pull  
Force Shunt  
Force Technique  
Force Whisper  
Give Life  
Guidance  
Lightning Charge  
Mind Trick  
Necrotic Charge  
Necrotic Touch  
Psychic Charge  
Rebuke  
Resistance  
Saber Reflect  
Saber Throw  
Saber Ward  
Seethe  
Shock  
Slow  
Sonic Charge  
Sound Trick  
Spare the Dying  
Spirit Blade  
Turbulence

## 1ST-LEVEL

Armor of Abeloth  
Battle Precognition  
Beast Trick  
Breath Control  
Burst of Speed  
Cloud Mind  
Comprehend Speech  
Curse  
Dark Side Tendrils  
Disperse Force  
Dun Moch  
Fear  
Force Blinding  
Force Body  
Force Focus  
Force Jump  
Force Mask

Force Propel  
Force Reflect  
Heal  
Heroism  
Hex  
Improved Feedback  
Malacia  
Phasestrike  
Project  
Sanctuary  
Sap Vitality  
Sense Emotion  
Sense Force  
Shadow Sight  
Slow Descent  
Sustained Lightning  
Telemetry  
Tremor  
Valor  
Wound

## 2ND-LEVEL

Affliction  
Animate Weapon  
Battle Meditation  
Calm Emotions  
Coerce Mind  
Danger Sense  
Dark Shear  
Darkness  
Drain Vitality  
Force Barrier  
Force Blind/Deafen  
Force Blur  
Force Camouflage  
Force Concealment  
Force Confusion  
Force Enlightenment  
Force Throw  
Force Sight  
Force Vision  
Hallucination  
Improved Saber Throw  
Locate Object  
Mind Spike  
Phasewalk  
Rescue  
Restoration  
Stun  
Stun Droid

## 3RD-LEVEL

Aura of Vigor  
Beacon of Hope

Bestow Curse  
Call Lightning  
Choke  
Convulsion  
Dark Aura  
Force Lightning  
Force Repulse  
Force Scream  
Force Suppression  
Force Trance  
Force Weapon  
Horror  
Improved Dark Side Tendrils  
Knight Speed  
Mass Malacia  
Morichro  
Plague  
Plant Surge  
Psychometry  
Remove Curse  
Sever Force  
Share Life  
Telekinetic Shield  
Telekinetic Storm

## 4TH-LEVEL

Aura of Purity  
Disable Droid  
Dominate Beast  
Drain Life  
Force Immunity  
Freedom of Movement  
Grasping Vine  
Hysteria  
Improved Force Camouflage  
Locate Creature  
Mind Trap  
Shocking Shield  
Shroud of Darkness

## 5TH-LEVEL

Control Pain  
Dominate Mind  
Force Breach  
Greater Feedback  
Greater Saber Throw  
Force Meld  
Improved Battle Meditation  
Improved Force Barrier

Improved Force Scream  
Improved Heal  
Improved Phasestrike  
Improved Phasewalk  
Improved Restoration  
Insanity  
Mass Animation  
Revitalize  
Siphon Life  
Skill Empowerment  
Stasis  
Telekinesis

## 6TH-LEVEL

Crush  
Eruption  
Force Chain Lightning  
Greater Heal  
Improved Force Immunity  
Mass Coerce Mind  
Master Malacia  
Mind Prison  
Rage  
Scourge  
Telekinetic Burst  
True Sight  
Wall of Light  
Wrack

## 7TH-LEVEL

Destroy Droid  
Force Lightning Cone  
Force Mend  
Force Project  
Improved Revitalize  
Master Saber Throw  
Master Speed  
Ruin  
Whirlwind

## 8TH-LEVEL

Death Field  
Dominate Monster  
Earthquake  
Force Link  
Maddening Darkness  
Master Force Immunity  
Master Force Barrier  
Master Force Scream  
Mind Blank  
Stasis Field  
Telekinetic Wave

## 9TH-LEVEL

Force Storm  
Kill  
Mass Hysteria  
Master Battle Meditation  
Master Heal  
Master Feedback  
Master Revitalize  
Precognition  
Will of the Force





## AFFECT MIND

*At-will universal power*

**Casting Time:** 1 action

**Range:** 30 feet

**Duration:** Concentration, up to 1 minute

Choose a target within range that isn't hostile toward you. The target must make a Wisdom saving throw. On a failed save, you have advantage on all Charisma checks directed at that target.

On a successful save, the creature does not realize that you tried to use the Force to influence its mood, but it becomes immune to this power for one day. This power has no effect on droids or constructs.

## AFFLICTION

*2nd-level dark side power*

**Prerequisite:** Slow

**Casting Time:** 1 action

**Range:** 30 feet

**Duration:** Concentration, up to 1 minute

Choose a creature that you can see within range. That creature must make a Constitution saving throw. On a failed save, the target gains 1 slowed level, it takes a -2 penalty to AC and Dexterity saving throws, and it can't use reactions. On its turn, it can use either an action or a bonus action, not both. Regardless of the creature's abilities or items, it can't make more than one melee or ranged attack during its turn.

If the creature attempts to cast a power with a casting time of 1 action, roll a d20. On an 11 or higher, the power doesn't take effect until the creature's next turn, and the creature must use its action on that turn to complete the power. If it can't, the power is wasted.

The creature makes another Constitution saving throw at the end of its turn. On a successful save, the effect ends.

## ANIMATE WEAPON

*2nd-level universal power*

**Prerequisite:** Force Disarm

**Casting Time:** 1 bonus action

**Range:** 60 feet

**Duration:** 1 minute

You select a light- or vibro-weapon within this power's range that is not worn or carried by a conscious creature other than you, and use the Force to cause it to levitate, acting as an extension of your will for the duration or until you cast this power again. When you use this power, you can cause the weapon to move up to 20 feet and make a melee force attack against a creature within 5 feet of it. On a hit, the target takes 1d8 + your forcecasting ability modifier damage. The type is of the normal damage dealt by the weapon.

While the weapon is animated, on each of your turns you can use a bonus action to move the weapon up to 20 feet and repeat the attack against a creature within 5 feet of it. At any time, you can end this force power to return the animated weapon to your hand.

An enemy can attempt to gain control of the weapon by using its action to make a Strength (Athletics) check against your force save DC. On a success, the creature gains control of the weapon and the power ends.

**Force Potency.** When you cast this power using a force slot of 3rd level or higher, the weapon's damage increases by 1d8 for every two slot levels above 2nd.

## ARMOR OF ABELOTH

*1st-level dark side power*

**Casting Time:** 1 action

**Range:** Self

**Duration:** 1 hour

A protective force surrounds you, manifesting as shimmering light that covers you and your gear. You gain 5 temporary hit points for the duration. If a creature hits you with a melee attack while you have these hit points, the creature takes 5 psychic damage.

**Force Potency.** When you cast this power using a force slot of 2nd level or higher, both the temporary hit points and the psychic damage increase by 5 for each slot.

## AURA OF PURITY

*4th-level light side power*

**Prerequisite:** Restoration

**Casting Time:** 1 action

**Range:** Self (30-foot radius)

**Duration:** Concentration, up to 10 minutes

Purifying energy radiates from you in a 30-foot radius. Until the power ends, the aura moves with you, centered on you. Each nonhostile creature in the aura (including you) can't become diseased, has resistance to poison damage, and has advantage on saving throws against effects that cause any of the following conditions: blinded, charmed, deafened, frightened, paralyzed, poisoned, and stunned.

## AURA OF VIGOR

*3rd-level light side power*

**Prerequisite:** Valor

**Casting Time:** 1 action

**Range:** Self (30-foot radius)

**Duration:** Concentration, up to 1 minute

Enervating energy radiates from you in a 30-foot radius. Until the power ends, the aura moves with you, centered on you. Each nonhostile creature in the aura (including you) deals an extra 1d4 damage with weapon attacks.

## BATTLE INSIGHT

*At-will universal power*

**Casting Time:** 1 action

**Range:** 30 feet

**Duration:** Concentration, up to 1 round

You center your focus on a target within range. Through the Force, you gain a brief insight into the target's defenses. On your next turn, you gain advantage on your first attack roll against the target, provided that this power hasn't ended.

This power benefits additional attacks at higher levels: two attacks at 5th level, three attacks at 11th level, and four attacks at 17th level.

### BATTLE MEDITATION

*2nd-level universal power*

**Casting Time:** 1 action

**Range:** Self (5-foot radius)

**Duration:** Concentration, up to 1 minute

You exude an aura out to 5 feet that boosts the morale and overall battle prowess you and your allies while simultaneously reducing the opposition's combat-effectiveness by eroding their will to fight.

Whenever you or a friendly creature within your meditation makes an attack roll or a saving throw, they can roll a d4 and add the number rolled to the attack roll or saving throw.

Whenever a hostile creature enters your meditation or starts its turn there, it must make a Charisma saving throw. On a failed save, it must roll a d4 and subtract the number rolled from each attack roll or saving throw it makes before the end of your next turn. On a successful save, it is immune to this power for 1 day.

### BATTLE PRECOGNITION

*1st-level universal power*

**Casting Time:** 1 action

**Range:** Self

**Duration:** 8 hours

Your attunement to the Force warns you when you are about to enter danger. Until the power ends, your base AC becomes 13 + your Dexterity modifier. This power has no effect if you are wearing armor.

### BEACON OF HOPE

*3rd-level light side power*

**Prerequisite:** Heroism

**Casting Time:** 1 action

**Range:** 30 feet

**Duration:** Concentration, up to 1 minute

This power bestows hope and vitality. Choose any number of creatures within range. For the duration, each target has advantage on Wisdom saving throws and death saving throws, and regains the maximum number of hit points possible from any healing.

### BEAST TRICK

*1st-level light side power*

**Casting Time:** 1 action

**Range:** 30 feet

**Duration:** 24 hours

This power lets you distract a beast. Choose a beast that you can see within range. If the beast's Intelligence is 4 or higher, the power fails. Otherwise, the beast must succeed on a Wisdom saving throw or be charmed by you for the power's duration. If you or one of your companions harms the target, the power ends.

**Force Potency.** When you cast this power using a force slot of 2nd level or higher, you can affect one additional beast for each slot level above 1st.

### BESTOW CURSE

*3rd-level dark side power*

**Prerequisite:** Curse

**Casting Time:** 1 action

**Range:** Touch

**Duration:** Concentration, up to 1 minute

You touch a creature, and that creature must succeed on a Wisdom saving throw or become cursed for the duration of the power. When you cast this power, choose the nature of the curse from the following options:

- Choose one ability score. While cursed, the target has disadvantage on ability checks and saving throws made with that ability score.
- While cursed, the target has disadvantage on attack rolls against you.
- While cursed, the target must make a Wisdom saving throw at the start of each of its turns. If it fails, it wastes its action that turn doing nothing.
- While the target is cursed, your attacks and powers deal an extra 1d8 necrotic damage to the target.

A remove curse power ends this effect. At the GM's discretion, you may choose an alternative curse effect, but it should be no more powerful than those described above. The GM has final say on such a curse's effect. This power has no effect on droids or constructs.

### BREATH CONTROL

*1st-level universal power*

**Casting Time:** 1 action

**Range:** Self

**Duration:** 10 minutes

You are able to slow your metabolism in such a way that you can stop breathing and resist the effect of toxins in your body. If you are poisoned, you neutralize the poison. If more than one poison afflicts you, you neutralize one poison that you know is present, or you neutralize one at random.

For the duration, you have advantage on saving throws against being poisoned, resistance to poison damage, and you no longer need to breathe.

### BURST

*At-will universal power*

**Casting Time:** 1 action

**Range:** Self (5-foot sphere)

**Duration:** Instantaneous

You cause the earth to burst from beneath your feet. Each creature within range, other than you, must succeed on a Dexterity saving throw or take 1d8 kinetic damage.

This power's damage increases by 1d8 when you reach 5th level (2d8), 11th level (3d8), and 17th level (4d8).

### BURST OF SPEED

*1st-level universal power*

**Casting Time:** 1 action

**Range:** Touch

**Duration:** 1 hour

You touch a creature. The target's speed increases by 10 feet until the power ends.

**Force Potency.** When you cast this power using a force slot of 2nd level or higher, you can target one additional creature for each slot level above 1st.

### CALL LIGHTNING

*3rd-level light side power*

**Casting Time:** 1 action

**Range:** 120 feet

**Duration:** Concentration, up to 10 minutes

As you align yourself with nature through the Force, a 10-foot tall, 60-foot radius storm cloud cylinder appears, centered on a point you can see within range above you, with you as the center point. The power fails if your location can't accommodate the cloud's size or height. When you cast the power, choose a point under the cloud for lightning to strike. Each creature within 5 feet must make a Dexterity save, taking 3d10 lightning damage on a fail and half on a success. While the power persists, you can use your action to call lightning to a point in range again.

If you're outdoors and in a storm, the power gives you control of the storm rather than creating a new one. The lightning damage also increases by 1d10.

**Force Potency.** When you cast this power using a force slot of 4th level or higher, the damage increases by 1d10 for each slot level above 3rd.

### CALM EMOTIONS

*2nd-level light side power*

**Prerequisite:** Sense Emotion

**Casting Time:** 1 action

**Range:** 60 feet

**Duration:** Concentration, up to 1 minute

You attempt to suppress strong emotions in a group of people. Each humanoid in a 20-foot-radius sphere centered on a point you choose within range must make a Charisma saving throw a creature can choose to fail this saving throw if it wishes. If a creature fails its saving throw, choose one of the following two effects.

- You can suppress any effect causing a target to be charmed or frightened. When this power ends, any suppressed effect resumes, provided that its duration has not expired in the meantime.
- You can make a target indifferent about creatures of your choice that it is hostile toward. This indifference ends if the target is attacked or harmed by a power or if it witnesses any of its friends being harmed.

When the power ends, the creature becomes hostile again, unless the GM rules otherwise.

### CHOKER

*3rd-level dark side power*

**Casting Time:** 1 action

**Range:** 60 feet

**Duration:** Instantaneous

You make a constricting gesture at a creature within range. The target must make a Constitution saving throw. On a failed save target takes 5d8 force damage and is restrained until the end of your next turn. On a successful save, the target takes half as much damage and is not restrained.

You can use a bonus action while the target is restrained to move the target up to 5 feet in any direction.

**Force Potency.** When you cast this power using a force slot of 4th level or higher, the damage increases by 1d8 for each slot level above 3rd.

### CLOUD MIND

*1st-level light side power*

**Casting Time:** 1 action

**Range:** 90 feet

**Duration:** 1 minute

Roll 5d8; the total is how many hit points of creatures this power can affect. Creatures within 20 feet of a point you choose are affected in order of their current hit points.

Starting with the creature that has the lowest current hit points, each creature affected by this power falls unconscious. If the power ends, the sleeper takes damage, or someone uses an action wake the sleeper, they will be awoken.

Subtract each creature's hit points from the total before moving on to the creature with the next lowest hit points. A creature's hit points must be equal to or less than the remaining total for that creature to be affected.

This power has no effect on droids or constructs.

**Force Potency.** When you cast this power using a force slot of 2nd level or higher, you can roll an additional 2d8 for each slot level above 1st.



## COERCE MIND

*2nd-level universal power*

**Prerequisite:** Affect Mind

**Casting Time:** 1 action

**Range:** 30 feet

**Duration:** Concentration, up to 8 hours

You suggest a course of activity (limited to a sentence or two) and influence with the Force a creature you can see within range that can hear and understand you. Creatures that can't be charmed are immune to this effect. The suggestion must be worded in such a manner as to make the course of action sound reasonable. Asking the creature to harm itself automatically negates the effect of the power.

The target must make a Wisdom saving throw. On a failed save, it pursues the course of action you described to the best of its ability. The suggested course of action can continue for the entire duration. If the suggested activity can be completed in a shorter time, the power ends when the subject finishes what it was asked to do.

You can also specify conditions that will trigger a special activity during the duration. For example, you might suggest that a soldier give her speeder to the first vagrant she meets. If the condition isn't met before the power expires, the activity isn't performed.

If you or any of your companions damage the target, the power ends. This power has no effect on droids or constructs.

## COMPREHEND SPEECH

*1st-level universal power*

**Casting Time:** 1 action

**Range:** Self

**Duration:** 1 hour

For the duration, you understand the literal meaning of any spoken language that you hear.

## CONTROL PAIN

*5th-level universal power*

**Prerequisite:** Force Body

**Casting Time:** 1 action

**Range:** Self

**Duration:** Concentration, up to 1 minute

You use the Force to push your body beyond its normal limits. You can't die from damage or from failed death saving throws while this power is in effect, but the effort taxes you. If you have 0 hit points while you are under the effect of this power, you do not fall unconscious, and continue acting and fighting normally. While you remain at 0 hit points, you must make a death saving throw at the start of each of your turns. Each time you fail a death saving throw, you suffer a cumulative -1 penalty to attack rolls, ability checks, and saving throws (including death saving throws). This penalty lasts until you regain hit points. Successful death saving throws have no effect, but a natural 20 restores 1 hit point as usual.

If you have 0 hit points when this power ends, you die instantly.

## CONVULSION

*3rd-level universal power*

**Prerequisite:** Tremor

**Casting Time:** 1 action

**Range:** 120 feet

**Duration:** Instantaneous

Choose a point you can see on the ground within range. A fountain of churned earth and stone erupts in a 20-foot cube centered on that point. Each creature in that area must make a Dexterity saving throw. A creature takes 3d12 kinetic damage on a failed save, or half as much damage on a successful one. Additionally, the ground in that area becomes difficult terrain until cleared. Each 5-foot-square portion of the area requires at least 1 minute to clear by hand.

**Force Potency.** When you cast this power using a force slot of 4th level or higher, the damage increases by 1d12 for each slot level above 3rd.

## CRUSH

*6th-level dark side power*

**Prerequisite:** Choke

**Casting Time:** 1 action

**Range:** 60 feet

**Duration:** Instantaneous

You make a crushing gesture at a creature within range. The target must make a Constitution saving throw. On a failed save target takes 10d8 force damage and is paralyzed until the end of your next turn. On a successful save, the target takes half as much damage and is not paralyzed.

You can use a bonus action while the target is paralyzed to move the target up to 10 feet in any direction.

**Force Potency.** When you cast this power using a force slot of 7th level or higher, the damage increases by 1d8 for each slot level above 6th.

## CURSE

*1st-level dark side power*

**Prerequisite:** Denounce

**Casting Time:** 1 action

**Range:** 30 feet

**Duration:** Concentration, up to 1 minute

Up to three creatures of your choice that you can see within range must make Charisma saving throws. The first time each turn a target that fails this saving throw makes an attack roll or a saving throw before the power ends, the target must roll a d4 and subtract the number rolled from the attack roll or saving throw.

**Force Potency.** When you cast this power with a force slot of 3rd level or higher, you can target one additional creature for every two slot levels above 1st. When you cast this power at 3rd, 6th, or 9th level, the die increases to d6, d8, and d10, respectively.

## DANGER SENSE

*2nd-level universal power*

**Casting Time:** 1 bonus action

**Range:** Self

**Duration:** Instantaneous

You put your faith in the Force, feeling out the future and seeing whether your actions will lead to fortune or ruin. The GM chooses from the following possible omens:

- **Peace**, for results which are not dangerous
- **Danger**, for results which are dangerous but perhaps still worth the danger
- **Ruin**, for results which are certain to end in death or tragedy

The power doesn't take into account any possible circumstances that might change the outcome, such as the use of additional powers or the loss or gain of a companion.

If you use this power two or more times before completing your next long rest, there is a cumulative 25 percent chance for each casting after the first that you get a neutral result regardless of the actual outcome.

## DARK AURA

*3rd-level dark side power*

**Prerequisite:** Hex

**Casting Time:** 1 bonus action

**Range:** Self

**Duration:** Concentration, up to 1 minute

You manifest a mantle of malevolent dark side energy for the duration.

Until the power ends, any attack you make deals an extra 1d8 necrotic damage when you hit a creature within 10 feet of you. Any creature that takes this damage can't regain hit points until the start of your next turn.

Additionally, any creature of your choice that you can see that starts its turn within 10 feet of you gains 1 slowed level until the start of your next turn.

**Force Potency.** When you cast this power using a force slot of 4th level or higher, the extra damage increases by 1d8 for each slot level above 3rd.

## DARK SHEAR

*2nd-level dark side power*

**Casting Time:** 1 bonus action

**Range:** Self

**Duration:** Concentration, up to 1 minute

You create a weapon of imperceptible Force energy that lasts until the power ends. It counts as a simple lightweapon with which you are proficient. It deals 2d6 psychic damage, and has the finesse, light, and thrown properties (range 20/60). When you attack while within dim light or darkness, you have advantage.

If you drop the weapon or throw it, it disappears at the end of the turn. While the power lasts, you can use a bonus action to make the weapon reappear in your hand.

**Force Potency.** When you cast this power using a 3rd or 4th level force slot, the damage increases by 1d6 (3d6). At 5th or 6th level, the damage increases by 2d6 (4d6). At 7th level or higher, the damage increases by 3d6 (5d6).

## DARK SIDE TENDRILS

*1st-level dark side power*

**Casting Time:** 1 action

**Range:** Self (10-foot radius)

**Duration:** Instantaneous

Tendrils of dark energy erupt from you and batter all creatures within 10 feet of you. Each creature in that area must make a Strength saving throw. On a failed save, a target takes 2d6 necrotic damage and can't take reactions until its next turn. On a successful save, the creature takes half damage, but suffers no other effect.

**Force Potency.** When you cast this power using a power slot of 2nd level or higher, the damage increases by 1d6 for each slot level above 1st.

## DARKNESS

*2nd-level dark side power*

**Casting Time:** 1 action

**Range:** 60 feet

**Duration:** Concentration, up to 10 minutes

Darkness spreads from a point you choose within range to fill a 15-foot-radius sphere until the power ends. The darkness spreads around corners. A creature with darkvision can't see through this darkness, and unenhanced light can't illuminate it.

If the point you choose is on an object you are holding or one that isn't being worn or carried, the darkness comes from the object and moves with it. Completely covering the source of the darkness with an opaque object blocks the darkness.

If this power's area overlaps with light created by a 2nd-level power or lower, this power and the light are dispelled.

## DEATH FIELD

*8th-level dark side power*

**Prerequisite:** Siphon Life

**Casting Time:** 1 action

**Range:** 90 feet (30-foot cube)

**Duration:** Instantaneous

You draw the life force from every creature in a 30-foot cube centered on a point you choose within range. Each creature in that area must make a Constitution saving throw. A creature takes 10d8 necrotic damage on a failed save, or half as much damage on a successful one. If you reduce a hostile creature to 0, you gain temporary hit points equal to half the damage dealt. This power has no effect on droids or constructs.

## DENOUNCE

*At-will dark side power*

**Casting Time:** 1 action

**Range:** 30 feet

**Duration:** Concentration, up to 1 minute

A target of your choice within range must make a Charisma saving throw. On a failed save, when the target makes their next attack roll or saving throw they must roll a d4 and subtract the number from it. The power then ends.

This power's die increases at higher levels: to a d6 at 5th level, a d8 at 11th level, and a d10 at 17th level.

## DESTROY DROID

*7th-level light side power*

**Prerequisite:** Disable Droid

**Casting Time:** 1 action

**Range:** 120 feet (30-foot cube)

**Duration:** Concentration, up to 1 minute

Choose a point that you can see within range. Each droid or construct must succeed on a Constitution saving throw or be paralyzed for the duration. At the beginning of each of its turns, an affected target takes energy damage equal to twice your forcecasting ability modifier and then repeats this saving throw. On a success, the power ends on the target.

## DISABLE DROID

*4th-level light side power*

**Prerequisite:** Stun Droid

**Casting Time:** 1 action

**Range:** 90 feet (15-foot cube)

**Duration:** Concentration, up to 1 minute

Choose a point that you can see within range. Each droid or construct must succeed on a Constitution saving throw or be paralyzed for the duration. At the beginning of each of its turns, an affected creature takes energy damage equal to your forcecasting ability modifier and then repeats this saving throw. On a success, the power ends on the target.

## DISPERSE FORCE

*1st-level universal power*

**Prerequisite:** Saber Ward

**Casting Time:** 1 reaction, which you take when you take cold, energy, fire, ion, lightning, or sonic damage

**Range:** Self

**Duration:** 1 round

This power absorbs damage from certain incoming attacks, lessening its effect on you and distributing it throughout your body. You have resistance to the triggering damage type until the start of your next turn. Also, you gain 5 temporary hit points to potentially absorb the attack. These temporary hit points last until the start of your next turn.

**Force Potency.** When you cast this power using a force slot of 2nd level or higher, the temporary hit points increases by 5 for each slot level above 1st.

## DOMINATE BEAST

*4th-level dark side power*

**Casting Time:** 1 action

**Range:** 60 feet

**Duration:** Concentration, up to 1 minute

A beast you can see must succeed on a Wisdom save or be charmed. If you or your companions are fighting it, it has advantage on this saving throw.

While it's charmed, you have a telepathic link to it if you're on the same planet. You can use this link to issue commands while you are conscious, no action required, which it does its best to obey. You can specify a simple and general course of action. If it completes the order and doesn't receive further orders, it focuses on defending itself.

You can use your action to take total control of the target. Until the end of your next turn, the beast takes only the actions you decide and nothing you don't allow it to. You can also have the beast use a reaction, but this takes your reaction as well.

If the beast takes damage, it makes another Wisdom save. On a success, the power ends.

**Force Potency.** When you cast this power using a 5th-level force slot, the duration is up to 10 minutes. At a 6th-level slot, the duration is up to 1 hour. At a slot of 7th or higher, the duration is up to 8 hours.

## DOMINATE MIND

*5th-level dark side power*

**Prerequisite:** Dominate Beast

**Casting Time:** 1 action

**Range:** 60 feet

**Duration:** Concentration, up to 1 minute

You attempt to beguile a humanoid that you can see within range. It must succeed on a Wisdom saving throw or be charmed by you for the duration. If you or creatures that are friendly to you are fighting it, it has advantage on the saving throw.

While the target is charmed, you have a telepathic link with it as long as you are within 1 mile of it. You can use this telepathic link to issue commands to the creature while you are conscious (no action required), which it does its best to obey. You can specify a simple and general course of action, such as "Attack that creature," "Run over there," or "Fetch that object." If the creature completes the order and doesn't receive further direction from you, it defends and preserves itself to the best of its ability.

You can use your action to take total and precise control of the target. Until the end of your next turn, the creature takes only the actions you choose, and doesn't do anything that you don't allow it to do. During this time you can also cause the creature to use a reaction, but this requires you to use your own reaction as well.



Each time the target takes damage, it makes a new Wisdom saving throw against the power. If the saving throw succeeds, the power ends.

**Force Potency.** When you cast this power using a 6th-level force slot, the duration is 10 minutes. When you use a 7th-level force slot, the duration is 1 hour. When you use a force slot of 8th level or higher, the duration is 8 hours.

### **DOMINATE MONSTER**

*8th-level dark side power*

**Prerequisite:** Dominate Mind

**Casting Time:** 1 action

**Range:** 60 feet

**Duration:** Concentration, up to 1 hour

You attempt to beguile a creature that you can see within range. It must succeed on a Wisdom saving throw or be charmed by you for the duration. If you or creatures that are friendly to you are fighting it, it has advantage on the saving throw.

While the creature is charmed, you have a telepathic link with it as long as you are within 1 mile of it. You can use this telepathic link to issue commands to the creature while you are conscious (no action required), which it does its best to obey. You can specify a simple and general course of action, such as "Attack that creature," "Run over there," or "Fetch that object." If the creature completes the order and doesn't receive further direction from you, it defends and preserves itself to the best of its ability.

You can use your action to take total and precise control of the target. Until the end of your next turn, the creature takes only the actions you choose, and doesn't do anything that you don't allow it to do. During this time, you can also cause the creature to use a reaction, but this requires you to use your own reaction as well.

Each time the target takes damage, it makes a new Wisdom saving throw against the power. If the saving throw succeeds, the power ends. This power has no effect on droids or constructs.

**Force Potency.** When you cast this power with a 9th-level force slot, the duration is concentration, up to 8 hours.

### **DRAIN LIFE**

*4th-level dark side power*

**Prerequisite:** Drain Vitality

**Casting Time:** 1 action

**Range:** 60 feet

**Duration:** Instantaneous

You draw the life force from a creature you can see within range. The target must make a Constitution saving throw. The target takes 8d8 necrotic damage on a failed save, or half as much damage on a successful one. If you reduce a hostile creature to 0, you gain temporary hit points equal to half the damage dealt. This power has no effect on droids or constructs.

**Force Potency.** When you cast this power using a force slot of 5th level or higher, the damage increases by 1d8 for each slot level above 4th.

### **DRAIN VITALITY**

*2nd-level dark side power*

**Prerequisite:** Sap Vitality

**Casting Time:** 1 action

**Range:** 60 feet

**Duration:** Concentration, up to 1 minute

You draw the willpower from a creature you can see within range. Make a ranged force attack against the target. On a hit, the target takes 2d6 necrotic damage and it deals only half damage with weapon attacks that use Strength until the power ends.

At the end of each of the target's turns, it can make a Constitution saving throw against the power. On a success, the power ends.

**Force Potency.** When you cast this power using a force slot of 3rd level or higher, the damage increases by 1d6 for each slot level above 2nd.

### **DUN MOCH**

*1st-level dark side power*

**Casting Time:** 1 bonus action

**Range:** 30 feet

**Duration:** Concentration, up to 1 minute

You attempt to manipulate a creature into fighting you. One creature that you can see within range must make a Wisdom saving throw. On a failed save, the creature is drawn to you, compelled by your demands. For the duration, it has disadvantage on attack rolls against creatures other than you, and must make a Wisdom saving throw each time it attempts to move to a space that is more than 30 feet away from you; if it succeeds on this saving throw, this power doesn't restrict the target's movement for that turn.

The power ends if you attack any other creature, if you cast a power that targets a hostile creature other than the target, if a creature friendly to you damages the target or casts a harmful power on it, or if you end your turn more than 30 feet away from the target. This power has no effect on droids or constructs.

## EARTHQUAKE

*8th-level universal power*

**Prerequisite:** Eruption

**Casting Time:** 1 action

**Range:** 500 feet

**Duration:** Concentration, up to 1 minute

You create a seismic disturbance at a point on the ground that you can see within range. For the duration, an intense tremor rips through the ground in a 100-foot-radius circle centered on that point and shakes creatures and structures in contact with the ground in that area.

The ground in the area becomes difficult terrain. Each creature on the ground that is concentrating must make a Constitution saving throw. On a failed save, the creature's concentration is broken.

When you cast this power and at the end of each turn you spend concentrating on it, each creature on the ground in the area must make a Dexterity saving throw. On a failed save, the creature is knocked prone.

This power can have additional effects depending on the terrain in the area, as determined by the GM.

**Fissures.** Fissures open throughout the power's area at the start of your next turn after you cast the power. A total of 1d6 such fissures open in locations chosen by the GM. Each is 1d10 x 10 feet deep, 10 feet wide, and extends from one edge of the power's area to the opposite side. A creature standing on a spot where a fissure opens must succeed on a Dexterity saving throw or fall in. A creature that successfully saves moves with the fissure's edge as it opens.

A fissure that opens beneath a structure causes it to automatically collapse (see below).

**Structures.** The tremor deals 50 kinetic damage to any structure in contact with the ground in the area when you cast the power and at the start of each of your turns until the power ends. If a structure drops to 0 hit points, it collapses and potentially damages nearby creatures. A creature within half the distance of a structure's height must make a Dexterity saving throw. On a failed save, the creature takes 5d6 kinetic damage, is knocked prone, and is buried in the rubble, requiring a DC 20 Strength (Athletics) check as an action to escape. The GM can adjust the DC higher or lower, depending on the nature of the rubble. On a successful save, the creature takes half as much damage and doesn't fall prone or become buried.

## ENFEEBLE

*At-will dark side power*

**Casting Time:** 1 action

**Range:** 60 feet

**Duration:** Instantaneous

Dark energy courses from your hand at a creature within range. The target must succeed on a Wisdom saving throw. If it is missing any hit points, it takes 1d12 necrotic damage. Otherwise, it takes 1d8.

The power's damage increases by one die when you reach 5th, 11th, and 17th level.

## ERUPTION

*6th-level universal power*

**Prerequisite:** Convulsion

**Casting Time:** 1 action

**Range:** 120 feet

**Duration:** Instantaneous

You cause up to six pillars of stone to burst from places on the ground that you can see within range. Each pillar is a cylinder that has a diameter of 5 feet and a height of up to 30 feet. The ground where a pillar appears must be wide enough for its diameter, and you can target the ground under a creature if that creature is Medium or smaller. Each pillar has AC 5 and 30 hit points. When reduced to 0 hit points, a pillar crumbles into rubble, which creates an area of difficult terrain with a 10-foot radius that lasts until the rubble is cleared. Each 5-foot-diameter portion of the area requires at least 1 minute to clear by hand.

If a pillar is created under a creature, that creature must succeed on a Dexterity saving throw or be lifted by the pillar. A creature can choose to fail the save.

If a pillar is prevented from reaching its full height because of a ceiling or other obstacle, a creature on the pillar takes 6d6 kinetic damage and is restrained, pinched between the pillar and the obstacle. The restrained creature can use an action to make a Strength or Dexterity check (the creature's choice) against the power's save DC. On a success, the creature is no longer restrained and must either move off the pillar or fall off it.

**Force Potency.** When you cast this power using a force slot of 7th level or higher, you can create two additional pillars for each slot level above 6th.

## FEAR

*1st-level dark side power*

**Casting Time:** 1 action

**Range:** 60 feet

**Duration:** Concentration, up to 1 minute

You awaken the sense of mortality in one creature you can see within range. The target must succeed on a Wisdom saving throw or become frightened for the duration. A target with 25 hit points or fewer makes the saving throw with disadvantage. A frightened creature can repeat this save at the end of each of its turns, ending this effect on a success. This power has no effect on constructs or droids.

## FEEDBACK

*At-will dark side power*

**Casting Time:** 1 action

**Range:** 60 feet

**Duration:** Instantaneous

You unleash a burst of psychic energy at a target within range. If the target can hear you (though it need not understand you), it must succeed on an Intelligence saving throw or take 1d4 psychic damage and have disadvantage on the next attack roll it makes before the end of its next turn.

This power's damage increases by 1d4 when you reach 5th level (2d4), 11th level (3d4), and 17th level (4d4).

### FORCE BARRIER

*2nd-level light side power*

**Casting Time:** 1 action

**Range:** 30 feet

**Duration:** 8 hours

This power bolsters your allies with toughness and resolve. Choose up to three creatures within range. Each target's hit point maximum and current hit points increase by 5 for the duration.

**Force Potency.** When you cast this power using a force slot of 3rd level or higher, a target's hit points increase by an additional 5 for each slot level above 2nd.

### FORCE BLIND/DEAFEN

*2nd-level light side power*

**Casting Time:** 1 action

**Range:** 30 feet

**Duration:** 1 minute

You can blind or deafen a foe. Choose one creature that you can see within range to make a Constitution saving throw. If it fails, the target is either blinded or deafened (your choice) for the duration. At the end of each of its turns, the target can make a Constitution saving throw. On a success, the power ends.

**Force Potency.** When you cast this power using a force slot of 3rd level or higher, you can target one additional creature for each slot level above 2nd.

### FORCE BLINDING

*1st-level light side power*

**Casting Time:** 1 action

**Range:** Self (15-foot cone)

**Duration:** 1 round

You use the Force to emit a blinding flash of light from your hand. Roll 6d10, the total is how many hit points of creatures this power can affect. Creatures in a 15-foot cone originating from you are affected in ascending order of their current hit points (ignoring unconscious creatures and creatures that can't see).

Starting with the creature that has the lowest current hit points, each creature affected by this power is blinded until the power ends. Subtract each creature's hit points from the total before moving on to the creature with the next lowest hit points. A creature's hit points must be equal to or less than the remaining total for the creature to be affected.

**Force Potency.** When you cast this power using a force slot of 2nd level or higher, roll an additional 2d10 for each slot level above 1st.

### FORCE BLUR

*2nd-level universal power*

**Prerequisite:** Force Mask

**Casting Time:** 1 action

**Range:** Self

**Duration:** Concentration, up to 1 minute

You use the Force to weave an illusion that blurs your form, shifting and wavering to all who can see you. For the duration, any creature has disadvantage on attack rolls against you. An attacker is immune to this effect if it doesn't rely on sight, as with blindsight, or can see through illusions, as with truesight.

### FORCE BODY

*1st-level universal power*

**Casting Time:** 1 action

**Range:** Self

**Duration:** 1 hour

This power enables you to use your health to fuel your force powers. For the duration, when you cast a force power, half the cost is paid by your force points (rounded up) and half the cost is paid by your hit points (rounded down). Additionally, your maximum hit points are decreased by this amount while the power is active.

You may end this effect at any time. If you cast a force power that would reduce your hit points to 0, the power automatically fails and this effect ends.

### FORCE BREACH

*5th-level universal power*

**Casting Time:** 1 action

**Range:** 120 feet (20-foot cube)

**Duration:** Instantaneous

Choose a spot within range. All force powers of 5th level or lower in the area end. For each force power of 6th level or higher in the area, make an ability check using your forcecasting ability. The DC equals 10 + the power's level. On a successful check, the force power ends.

**Force Potency.** When you cast this power using a force slot of 6th level or higher, you automatically end the effects of a force power on the target if the power's level is equal to or less than the level of the force slot you used.

### FORCE CAMOUFLAGE

*2nd-level universal power*

**Casting Time:** 1 action

**Range:** Self

**Duration:** Concentration, up to 1 hour

You become invisible until the power ends. Anything you are wearing or carrying is invisible as long as it is on your person. The power ends if you attack, cast a power, or otherwise take a hostile action.



## FORCE CHAIN LIGHTNING

*6th-level dark side power*

**Prerequisite:** Force Lightning

**Casting Time:** 1 action

**Range:** 150 feet

**Duration:** Instantaneous

You create a bolt of lightning that arcs toward a target of your choice that you can see within range. Three bolts then leap from that target to as many as three other targets, each of which must be within 30 feet of the first target. A target can be a creature or an object and can be targeted by only one of the bolts.

A target must make a Dexterity saving throw. The target takes 10d8 lightning damage on a failed save, or half as much damage on a successful one.

**Force Potency.** When you cast this power using a force slot of 7th level or higher, one additional bolt leaps from the first target to another target for each slot level above 6th.

## FORCE CONCEALMENT

*2nd-level universal power*

**Casting Time:** 1 action

**Range:** Touch

**Duration:** 24 hours

You shroud or alter the aura of a creature or object you touch so that Force powers reveal false information about it. The target can be a willing creature or an object that isn't being carried or worn by another creature.

When you cast the power, choose one or both of the following effects. The effect lasts for the duration. If you cast this power on the same creature or object every day for 30 days, placing the same effect on it each time, the effect lasts until it is dispelled.

**False Aura.** You change the way the target appears to powers and Force-based enhanced effects, such as *sense force*, that detects the presence of the Force. You can make a Force-based unenhanced object or creature appear enhanced and to radiate a Force aura, or a Force-based enhanced object or creature appear unenhanced and to radiate no Force aura. When you use this effect on an object, you can make the false aura apparent to any creature that handles the item.

**Cloak.** You can change the way the target's affinity in the Force appears to the *force sight* power. For example, a Sith Lord with great power in the dark side of the Force can appear instead to have very little strength in the Force, with an affinity towards the light side.

## FORCE CONFUSION

*2nd-level universal power*

**Prerequisite:** Mind Trick

**Casting Time:** 1 action

**Range:** 120 feet

**Duration:** Concentration, up to 1 minute

One humanoid of your choice that you can see within range must succeed on a Wisdom saving throw or become charmed by you for the duration. The

charmed target must use its action before moving on each of its turns to make a melee attack against a creature other than itself that you mentally choose.

The target can act normally on its turn if you choose no creature or if none are within its reach.

On your subsequent turns, you must use your action to maintain control over the target, or the power ends. Also, the target can make a Wisdom saving throw at the end of each of its turns. On a success, the power ends.

## FORCE DISARM

*At-will universal power*

**Casting Time:** 1 action

**Range:** 30 feet

**Duration:** Instantaneous

You select a weapon or object being worn or carried by a Large or smaller creature within range. The creature must make a Strength or Dexterity saving throw (the creature chooses the ability to use). If the item is being carried, this save is made with advantage. On a failed save, the item is pulled directly to you. If you have a free hand, you catch the weapon. Otherwise, it lands at your feet.

## FORCE ENLIGHTENMENT

*2nd-level light side power*

**Prerequisite:** Guidance

**Casting Time:** 1 action

**Range:** Touch

**Duration:** Concentration, up to 1 hour

You touch a creature and enhance it with the Force. Choose one of the following effects; the target gains that effect until the power ends.

- **Strength.** The target has advantage on Strength checks, and his or her carrying capacity doubles.
- **Dexterity.** The target has advantage on Dexterity checks. It also doesn't take damage from falling 20 feet or less if it isn't incapacitated.
- **Endurance.** The target has advantage on Constitution checks. It also gains 2d6 temporary hit points, which are lost when the power ends.
- **Cunning.** The target has advantage on Intelligence checks.
- **Wisdom.** The target has advantage on Wisdom checks.
- **Splendor.** The target has advantage on Charisma checks.

This power has no effect on droids or constructs.

**Force Potency.** When you cast this power using a force slot of 3rd level or higher, you can target one additional creature for each slot level above 2nd.

## FORCE FOCUS

*1st-level light side power*

**Prerequisite:** Force Technique

**Casting Time:** 1 bonus action

**Range:** Self

**Duration:** Concentration, up to 1 minute

You let the Force guide you, empowering your strikes. Until the power ends, your weapon attacks deal an extra 1d4 force damage on a hit.

## FORCE IMBUEMENT

*At-will universal power*

**Casting Time:** 1 bonus action

**Range:** Touch

**Duration:** 1 minute

The crystal inside of a simple lightweapon or the material of a simple vibroweapon or an improvised weapon you are holding is imbued with the power of the Force. For the duration, you can use your forcecasting ability instead of Strength for the attack and damage rolls of melee attacks using that weapon, and the weapon's damage die becomes a d8. The weapon also becomes enhanced, if it isn't already, and you become proficient with it, if you aren't already. The power ends if you cast it again or if you let go of the weapon.

## FORCE IMMUNITY

*4th-level universal power*

**Casting Time:** 1 action

**Range:** Self

**Duration:** Concentration, up to 1 minute

An immobile, faintly shimmering barrier springs into existence around you and remains for the duration. The barrier moves with you. Any force power of 3rd level or lower cast from outside the barrier can't affect you, even if the power is cast using a higher level force slot. Such a power can target you, but the power has no effect on you. Similarly, the area within the barrier is excluded from the areas affected by such powers.

**Force Potency.** When you cast this power using a force slot of 5th level or higher, the barrier blocks powers of one level higher for each slot level above 4th.

## FORCE JUMP

*1st-level universal power*

**Prerequisite:** Force Leap

**Casting Time:** 1 action

**Range:** Self

**Duration:** Instantaneous

Using the Force to augment the strength in your legs, you leap up to 30 feet to an unoccupied space you can see.

**Force Potency.** When you cast this power using a force slot of 2nd level or higher, your jump distance increases by 5 feet for each slot level above 1st.

## FORCE LEAP

*At-will universal power*

**Casting Time:** 1 bonus action

**Range:** Self

**Duration:** 1 round

Until the end of your next turn, you can use your forcecasting ability score instead of your Strength score when you jump, and always count as having made a running start before jumping.

## FORCE LIGHTNING

*3rd-level dark side power*

**Prerequisite:** Shock

**Casting Time:** 1 action

**Range:** Self (100-foot line)

**Duration:** Instantaneous

A stroke of lightning forming a line 100 feet long and 5 feet wide blasts out from you in a direction you choose. Each creature in the line must make a Dexterity saving throw. A creature takes 8d6 lightning damage on a failed save, or half as much damage on a successful one.

The lightning ignites flammable objects in the area that aren't being worn or carried.

**Force Potency.** When you cast this power using a force slot of 4th level or higher, the damage increases by 1d6 for each slot level above 3rd.

## FORCE LIGHTNING CONE

*7th-level dark side power*

**Prerequisite:** Force Chain Lightning

**Casting Time:** 1 action

**Range:** Self (60-foot cone)

**Duration:** Instantaneous

Lightning arcs from your hands. Each creature in a 60-foot cone must make a Dexterity saving throw. A creature takes 12d6 lightning damage on a failed save, or half as much on a successful one.

**Force Potency.** When you cast this power using a force slot of 8th level or higher, the damage increases by 2d6 for each slot level above 7th.

## FORCE LINK

*8th-level universal power*

**Prerequisite:** Force Meld

**Casting Time:** 1 action

**Range:** Unlimited

**Duration:** 24 hours

You create a telepathic link between yourself and a willing creature with which you are familiar. Until the power ends, you and the target can instantaneously share words, images, sounds, and other sensory messages with one another through the link, and the target recognizes you as the creature it is communicating with. The power enables a creature with an Intelligence score of at least 1 to understand the meaning of your words and take in the scope of any sensory messages you send to it. This power has no effect on droids or constructs.

### FORCE MASK

*1st-level universal power*

**Prerequisite:** Mind Trick

**Casting Time:** 1 action

**Range:** Self

**Duration:** 1 hour

Until the power ends or you use an action to dismiss it, you can disguise yourself through use of the Force in many ways. You can appear to be shorter or taller by about a foot and change the appearance of your body and weight, but you cannot change the basic structure of your body. This effect can include your clothes, weapons, and other belongings on your person.

This effect is only visual, so any sort of physical contact will only interact with the real size and shape of you. A creature that uses its action to examine you can identify this effect with a successful Intelligence (Investigation) check against your force save DC. This power has no effect on droids or constructs.

### FORCE MELD

*5th-level universal power*

**Prerequisite:** Force Whisper

**Casting Time:** 1 action

**Range:** 30 feet

**Duration:** 1 hour

You forge a telepathic link among up to eight willing creatures of your choice within range, psychically linking each creature to all the others for the duration. Droids, constructs, and creatures with Intelligence scores of 2 or less aren't affected by this power.

Until the power ends, the targets can communicate telepathically through the bond whether or not they have a common language. The communication is possible over any distance, though it can't extend beyond a single planet.

### FORCE MEND

*7th-level light side power*

**Casting time:** 1 minute

**Range:** Touch

**Duration:** 1 hour

You touch a creature and stimulate its natural healing ability. The target regains 4d8+15 hit points. For the duration of the power, the target regains 1 hit point at the start of each of its turns (10 hit points each minute).

If the creature has a severed part you hold it to the stump, the power instantaneously causes the limb to knit to the stump.

This power has no effect on droids or constructs.

### FORCE PROJECT

*7th-level universal power*

**Casting Time:** 1 action

**Range:** Self

**Duration:** Concentration, up to 1 day

You create an illusory copy of yourself that lasts for the duration. The copy can appear at any location that you have seen before, regardless of intervening obstacles. The illusion looks and sounds like you but is intangible. If the illusion takes any damage, it disappears, and the power ends.

You can use your action to move this illusion up to twice your speed, and make it gesture, speak, and behave in whatever way you choose. It mimics your mannerisms perfectly.

You can see through its eyes and hear through its ears as if you were in its space. On your turn as a bonus action, you can switch from using its senses to using your own, or back again. While you are using its senses, you are blinded and deafened in regard to your own surroundings.

Physical interaction with the image reveals it to be an illusion, because things can pass through it. A creature that uses its action to examine the image can determine that it is an illusion with a successful Intelligence (Investigation) check against your force save DC. If a creature discerns the illusion for what it is, the creature can see through the image, and any noise it makes sounds hollow to the creature.

### FORCE PROPEL

*1st-level universal power*

**Prerequisite:** Force Push/Pull

**Casting Time:** 1 action

**Range:** 60 feet

**Duration:** Instantaneous

Choose one or more creatures or objects not being worn or carried within 60 feet that weigh up to a combined total of 15 pounds. The creatures or objects immediately move 60 feet in a direction of your choice. If the creatures or objects end this movement in the air, they immediately fall to the ground. If the creatures or objects collide with any one target during its travel, both the creatures or objects and the target take 3d8 kinetic damage. If the target is a creature, it must make a Dexterity saving throw. On a failed save, it takes 3d8 kinetic damage, or half as much on a successful one.

**Force Potency.** When you cast this power using a force slot of 2nd level or higher, the maximum weight increases by 15 pounds and the damage increases by 1d8 for each slot level above 1st.



## FORCE PUSH/PULL

*At-will universal power*

**Casting Time:** 1 action

**Range:** 60 feet

**Duration:** Instantaneous

You gain the minor ability to move or manipulate creatures and objects with the Force. You can exert fine control on objects with your telekinetic grip, such as manipulating a simple tool, opening a door or a container, stowing or retrieving an item from an open container, or pouring the contents from a vial. Alternatively, you can push or pull a creature or object you can see.

You use the Force to move a Medium or smaller creature or object not being worn or carried within range. The target must make a Strength saving throw. An object automatically fails this saving throw. On a failed save, the creature or object moves a number of feet in a direction of your choice based on its size. A Tiny creature or object can be moved up to 20 feet, a Small creature or object can be moved up to 10 feet, and a Medium creature or object can be moved up to 5 feet. If at the end of this movement the creature or object strikes another creature or object, it must make a Dexterity saving throw. An object automatically fails this saving throw. On a failed save, they both take 1d4 kinetic damage.

This power improves when you reach higher levels. At 5th level, you can move a Tiny creature or object up to 30 feet, a Small creature or object up to 20 feet, a Medium creature or object up to 10 feet, and the power's damage increases to 2d4 kinetic damage. At 11th level, you can move a Small creature or object up to 30 feet, a Medium creature up to 20 feet, and the power's damage increases to 3d4 kinetic damage. At 17th level, you can move a Medium creature to up 30 feet, and the power's damage increases to 4d4 kinetic damage.

## FORCE REFLECT

*1st-level universal power*

**Prerequisite:** Saber Reflect

**Casting Time:** 1 reaction, which you take in response to being hit by a ranged attack

**Range:** Self

**Duration:** Instantaneous

In response to being attacked, you attempt to deflect the attack with the Force. When you use this power, the damage you take from the attack is reduced by 1d10. If you reduce the damage to 0 and the damage is energy, force, ion, kinetic, lightning, necrotic, or sonic, you can reflect the attack at a target within range as part of the same reaction. Make a ranged force attack at a target you can see. The attack has a normal range of 30 feet and a long range of 90 feet. On a hit, the target takes the triggering attack's normal damage.

**Force Potency.** When you cast this power using a force slot of 2nd level or higher, the damage reduction increases by 1d10 for each slot level above 1st.

## FORCE REPULSE

*3rd-level universal power*

**Casting Time:** 1 action

**Range:** Self (20-foot radius)

**Duration:** Instantaneous

You release an omnidirectional telekinetic burst. Each creature within 20 feet must make a Dexterity saving throw. On a failed save, a creature takes 8d6 force damage and is pushed back 5 feet. On a successful save, a creature takes half damage and isn't pushed.

All small objects that are not worn or carried are also pushed 5 feet back.

**Force Potency.** When you cast this power using a force slot of 4th level or higher, the damage increases by 1d6 for each slot level above 3rd.

## FORCE SCREAM

*3rd-level dark side power*

**Casting Time:** 1 action

**Range:** Self (15-foot radius)

**Duration:** Instantaneous

You emit a scream imbued with the power of the Force. Each creature you choose within 15 feet of you must succeed on a Constitution saving throw. On a failed save, a creature takes 4d6 psychic damage, 4d6 sonic damage, and is deafened until the end of its next turn. On a successful save, it takes half as much damage and isn't deafened.

## FORCE SHUNT

*At-will universal power*

**Casting Time:** 1 action

**Range:** 30 feet

**Duration:** Instantaneous

You use the Force to thrust a creature you can see to the ground. The target must make a Strength saving throw. On a failed save, a creature takes 1d4 kinetic damage and falls prone.

This power's damage increases by 1d4 when you reach 5th level (2d4), 11th level (3d4), and 17th level (4d4).

## FORCE SIGHT

*2nd-level universal power*

**Prerequisite:** Sense Force

**Casting Time:** 1 action

**Range:** Self

**Duration:** Concentration, up to 10 minutes

You shift your vision to see through use of the Force; colors fade and inanimate objects appear as shades of gray. For the duration, you gain the following benefits.

- Living things glow with the power of the Force. Those with an affinity for the light side glow blue, those with an affinity for the dark side glow red, and those with no attunement to either side of the Force glow yellow. How bright they glow is determined by how strong their connection to the Force is.
- You gain blindsight to 30 feet.
- You have advantage on Wisdom (Perception) checks that rely on sight against living targets within 30 feet.

## FORCE STORM

*9th-level dark side power*

**Prerequisite:** Force Lightning Cone

**Casting Time:** 1 action

**Range:** 150 feet

**Duration:** Concentration, up to 1 minute

A crackling storm of lightning with a diameter of 60 feet and a height of 120 feet appears in a location you choose within range. Whenever a creature enters the storm or starts its turn there, it must make a Dexterity saving throw. On a failed save, it takes 30d6 lightning damage or half as much as a successful one.

The power damages objects in the area and ignites flammable objects that aren't being worn or carried.

## FORCE SUPPRESSION

*3rd-level universal power*

**Casting Time:** 1 action

**Range:** 120 feet

**Duration:** Instantaneous

Choose one creature, object, or force effect within range. Any force power of 3rd level or lower on the target ends. For each force power of 4th level or higher on the target, make an ability check using your forcecasting ability. The DC equals 10 + the power's level. On a success, the power ends.

**Force Potency.** When you cast this power using a force slot of 4th level or higher, you automatically end the effects of a force power on the target if the power's level is equal to or less than the level of the force slot you used.

## FORCE TECHNIQUE

*At-will light side power*

**Casting Time:** 1 action

**Range:** Varies

**Duration:** 1 round

You imbue your weapon with the purifying light of the Force. As part of the action used to cast this power, you must make a melee weapon attack against one creature within your reach, otherwise the power fails. On a hit, the target suffers the attack's normal effects, and it becomes wreathed in a glowing barrier of force energy until the start of your next turn. If the target willingly moves before then, it immediately takes 1d8 force damage, and the power ends.

This power's damage increases when you reach higher levels. At 5th level, the melee attack deals an extra 1d8 force damage to the target, and the damage the target takes for moving increases to 2d8. Both damage rolls increase by 1d8 at 11th level and 17th level.

## FORCE THROW

*2nd-level universal power*

**Prerequisite:** Force Push/Pull

**Casting Time:** 1 action

**Range:** 90 feet

**Duration:** Instantaneous

You use the Force to move a Large or smaller creature or object not being worn or carried within

range. The target must make a Strength saving throw. An object automatically fails this saving throw. On a failed save, the creature or object moves a number of feet in a direction of your choice based on its size. A Tiny creature or object can be moved up to 90 feet, a Small creature or object can be moved up to 60 feet, a Medium creature or object can be moved up to 30 feet, and a Large creature or object can be moved up to 10 feet. If at the end of this movement the creature or object strikes another creature or object, they both take 2d8 force damage.

**Force Potency.** When you cast this power using a force slot of 3rd level or higher, the range you can throw a creature or object increases by 10 feet, to a maximum of 90 feet, and the power's damage increases by 1d8.

## FORCE TRANCE

*3rd-level light side power*

**Casting Time:** 1 action

**Range:** 30 feet

**Duration:** 10 minutes

You make a calming gesture, and up to three willing creatures of your choice that you can see within range fall unconscious for the power's duration. The power ends on a target early if it takes damage or someone uses an action to shake or slap it awake. If a target remains unconscious for the full duration, that target gains the benefit of a short rest, and it can't be affected by this power again until it finishes a long rest. This power has no effect on droids or constructs.

**Force Potency.** When you cast this power using a force slot of 4th level or higher, you can target one additional willing creature for each slot level above 3rd.

## FORCE VISION

*2nd-level universal power*

**Casting Time:** 1 minute

**Range:** 60 feet

**Duration:** 1 hour

You receive a vision of the future through the Force, giving you or one willing creature you can see within range a chance to change fate. When the chosen creature makes an ability check, an attack roll, or a saving throw before the power ends, it can dismiss this power on itself to roll an additional d20 and choose which of the d20s to use. Alternatively, when an attack roll is made against the chosen creature, it can dismiss this power on itself to roll a d20 and choose which of the d20s to use, the one it rolled or the one the attacker rolled.

If the original d20 roll has advantage or disadvantage, the creature rolls the additional d20 after advantage or disadvantage has been applied to the original roll.

**Force Potency.** When you cast this power using a force slot of 3rd level or higher, you can target one additional creature for each slot level above 2nd.

### FORCE WEAPON

*3rd-level universal power*

**Prerequisite:** Force Imbuement

**Casting Time:** 1 bonus action

**Range:** Touch

**Duration:** Concentration, up to 1 hour

You touch an unenhanced weapon with which you are proficient. While you wield it for the duration, that weapon becomes an enhanced weapon with a +1 bonus to attack rolls and damage rolls. Additionally, you can use your forcecasting modifier instead of your Strength or Dexterity modifier for attacks and damage rolls when attacking with that weapon.

**Force Potency.** When you cast this power using a force slot of 5th level or higher, the bonus increases to +2. When you use a force slot of 7th level or higher, the bonus increases to +3.

### FORCE WHISPER

*At-will universal power*

**Casting Time:** 1 action

**Range:** 120 feet

**Duration:** 1 round

You use the Force to carry a message in your voice to another creature within range. The target (and only the target) hears the message and can reply in a whisper that only you can hear.

You can cast this power through solid objects if you are familiar with the target and know it is beyond the barrier. An enhanced silence effect, 1 foot of stone, 1 inch of common metal, a thin sheet of lead, or 3 feet of wood blocks the power. The power doesn't have to follow a straight line and can travel freely around corners or through openings.

### FREEDOM OF MOVEMENT

*4th-level universal power*

**Casting Time:** 1 action

**Range:** Touch

**Duration:** 1 hour

You touch a willing creature. Its movement is unaffected by difficult terrain, and powers and enhanced effects can't reduce its speed or cause it to be paralyzed or restrained.

The target can spend 5 feet of movement to automatically escape from unenhanced restraints. Additionally, being underwater imposes no penalties on its movement or attacks.

### GIVE LIFE

*At-will light side power*

**Casting Time:** 1 action

**Range:** Touch

**Duration:** Instantaneous

Placing your hand on another creature you can transfer your own life force to them. You spend and roll one of your hit dice and the creature regains that many hit points. This power has no effect on droids or constructs.

### GRASPING VINE

*4th-level light side power*

**Prerequisite:** Plant Surge

**Casting Time:** 1 bonus action

**Range:** 30 feet

**Duration:** Concentration, up to 1 minute

You make a vine sprout from the ground in an unoccupied space you can see. When you cast this power, you can make the vine whip a creature up to 30 feet from it, if you can see the target. The creature must pass a Dexterity save or be pulled 20 feet directly toward the vine.

Until the power ends, you can use your bonus action to have the vine lash out again.

### GREATER FEEDBACK

*5th-level dark side power*

**Prerequisite:** Improved Feedback

**Casting Time:** 1 action

**Range:** 120 feet

**Duration:** Instantaneous

You choose a point within range and cause psychic energy to explode there. Each creature in a 20-foot-radius sphere centered on that point must make an Intelligence saving throw. A creature with an Intelligence score of 2 or lower can't be affected by this power. A target takes 8d6 psychic damage on a failed save, or half as much damage on a successful one.

After a failed save, a target has muddled thoughts for 1 minute. During that time, it rolls a d6 and subtracts the number rolled from all its attack rolls and ability checks, as well as its Constitution saving throws to maintain concentration. The target can make a Wisdom saving throw at the end of each of its turns, ending the effect on itself on a success.

### GREATER HEAL

*6th-level light side power*

**Prerequisite:** Improved Heal

**Casting Time:** 1 action

**Range:** 60 feet

**Duration:** Instantaneous

Choose a creature that you can see within range. A surge of positive energy washes through the creature, causing it to regain 70 hit points. This power also ends blindness, deafness, and any diseases affecting the target. This power has no effect on droids or constructs.

**Force Potency.** When you cast this power using a force slot of 7th level or higher, the healing increases by 10 for each slot level above 6th.



## GREATER SABER THROW

*5th-level universal power*

**Prerequisite:** Improved Saber Throw

**Casting Time:** 1 action

**Range:** 30 feet

**Duration:** Instantaneous

As a part of the action used to cast this power, you must make a ranged force attack with a lightweapon or vibroweapon against one target within the power's range, otherwise the power fails. On a hit, the target takes 6d8 damage of the same type as the weapon's damage and must make a Constitution saving throw against an additional effect depending on your choice of casting ability:

**Wisdom.** The target takes an additional 4d6 force damage and it gains four levels of slowed until the end of its next turn. On a success, the target takes half as much damage and its speed isn't reduced.

**Charisma.** The target takes an additional 4d6 necrotic damage and cannot regain hit points until the end of its next turn. On a success, the target takes half as much damage and its healing capability is unaffected.

The weapon then immediately returns to your hand.

**Force Potency.** When you cast this power using a force slot of 6th level or higher, the force or necrotic damage increases by 1d6 for each slot above 5th.

## GUIDANCE

*At-will light side power*

**Casting Time:** 1 action

**Range:** Touch

**Duration:** Concentration, up to 1 minute

You touch one willing creature. Once before the power ends, the target can roll a d4 and add the number rolled to one ability check of its choice. It can roll the die before or after making the ability check. The power then ends.

This power's die increases at higher levels: to a d6 at 5th level, a d8 at 11th level, and a d10 at 17th level.

## HALLUCINATION

*2nd-level dark side power*

**Casting Time:** 1 action

**Range:** 60 feet

**Duration:** Concentration, up to 1 minute

You craft a dangerous illusion in the mind of a creature that you can see within range. The target must make a Wisdom saving throw. On a failed save, you create a phantasmal object, creature, or other visible phenomenon of your choice that is no larger than a 10-foot cube and that is perceivable only to the target for the duration. This power has no effect on droids or constructs.

The hallucination includes sound, temperature, and other stimuli, also evident only to the creature.

The target can use its action to examine the hallucination with an Intelligence (Investigation) check against your force power save DC. If the check succeeds, the target realizes that the hallucination is an illusion, and the power ends.

While a target is affected by the power, the target treats the hallucination as if it were real. The target rationalizes any illogical outcomes from interacting with the hallucination. For example, a target attempting to walk across a phantasmal bridge that spans a chasm falls once it steps onto the bridge. If the target survives the fall, it still believes that the bridge exists and comes up with some other explanation for its fall - it was pushed, it slipped, or a strong wind might have knocked it off.

An affected target is so convinced of the hallucination's reality that it can even take damage from the illusion. A hallucination created to appear as a creature can attack the target. Similarly, a hallucination created to appear as fire, a pool of acid, or lava can burn the target. Each round on your turn, the hallucination can deal 1d6 psychic damage to the target if it is in the hallucination's area or within 5 feet of the hallucination, provided that the illusion is of a creature or hazard that could logically deal damage, such as by attacking. The target perceives the damage as a type appropriate to the illusion.

**Force Potency.** When you cast this power using a force power slot of 3rd level or higher, the range increases by 20 feet, the image dimensions increase by 5 feet, and you can target one additional creature for every two slot levels above 2nd.

## HEAL

*1st-level light side power*

**Casting Time:** 1 action

**Range:** Touch

**Duration:** Instantaneous

A creature you touch regains a number of hit points equal to 1d8 + your forecasting ability modifier. This power has no effect on droids or constructs.

**Force Potency.** When you cast this power using a force slot of 2nd level or higher, the healing increases by 1d8 for each slot level above 1st.

## HEROISM

*1st-level light side power*

**Casting Time:** 1 action

**Range:** Touch

**Duration:** Concentration, up to 1 minute

A willing creature you touch is imbued with bravery. Until the power ends, the creature is immune to being frightened and gains temporary hit points equal to your forecasting ability modifier at the start of each of its turns. When the power ends, the target loses any remaining temporary hit points from this power. This power has no effect on droids or constructs.

**Force Potency.** When you cast this power using a force slot of 2nd level or higher, you can target one additional creature for each slot level above 1st.

## HEX

*1st-level dark side power*

**Casting Time:** 1 bonus action

**Range:** 90 feet

**Duration:** Concentration, up to 1 hour

You curse an opponent within range. Until the power ends, you deal an extra 1d6 necrotic damage to the target whenever you hit it with an attack. Also, choose one ability when you cast the power. The target has disadvantage on ability checks made with the chosen ability.

If the target drops to 0 hit points before this power ends, you can use a bonus action on a subsequent turn of yours to curse a new creature.

**Force Potency.** When you cast this power using a force slot of 3rd or 4th level, you can maintain your concentration on the power for up to 8 hours. When you use a force slot of 5th level or higher, you can maintain your concentration on the power for up to 24 hours.

## HORROR

*3rd-level dark side power*

**Prerequisite:** Fear

**Casting Time:** 1 action

**Range:** Self (30-foot cone)

**Duration:** Concentration, up to 1 minute

You project a phantasmal image of a creature's worst fears. Each creature in a 30-foot cone must succeed on a Wisdom saving throw or drop whatever it is holding and become frightened for the duration. This power has no effect on constructs or droids.

While frightened by this power, a creature must take the Dash action and move away from you by the safest

available route on each of its turns, unless there is nowhere to move. If the creature ends its turn in a location where it doesn't have line of sight to you, the creature can make a Wisdom saving throw. On a successful save, the power ends for that creature.

## HYSTERIA

*4th-level dark side power*

**Prerequisite:** Hallucination

**Casting Time:** 1 action

**Range:** 120 feet

**Duration:** Concentration, up to 1 minute

You tap into the nightmares of a creature you can see within range and create an illusory manifestation of its deepest fears, visible only to that creature. The target must succeed on a Wisdom saving throw or become frightened for the duration. At the end of each of the target's turns before the power ends, the target must succeed on a Wisdom saving throw or take 4d10 psychic damage. On a successful save, the power ends. This power has no effect on droids or constructs.

**Force Potency.** When you cast this power using a force power slot of 5th level or higher, the damage increases by 1d10 for each slot level above 4th.

## IMPROVED BATTLE MEDITATION

*5th-level universal power*

**Prerequisite:** Battle Meditation

**Casting Time:** 1 action

**Range:** Self (15-foot radius)

**Duration:** Concentration, up to 1 minute

You exude an aura out to 15 feet that boosts the morale and overall battle prowess you and your allies while simultaneously reducing the opposition's combat-effectiveness by eroding their will to fight.

Whenever you or a friendly creature within your meditation makes an attack roll or a saving throw, they can roll a d6 and add the number rolled to the attack roll or saving throw.

Whenever a hostile creature enters your meditation or starts its turn there, it must make a Charisma saving throw. On a failed save, it must roll a d6 and subtract the number rolled from each attack roll or saving throw it makes before the end of your next turn. On a successful save, it is immune to this power for 1 day.

## IMPROVED DARK SIDE TENDRILS

*3rd-level dark side power*

**Prerequisite:** Dark Side Tendrils

**Casting time:** 1 action

**Range:** 150 feet

**Duration:** Concentration, up to 1 minute

You summon a 20-foot-radius sphere of inky blackness at a point within range. No light, enhanced or otherwise, can illuminate the area, creatures fully within the area are blinded, and the area is difficult terrain. Any creature that starts its turn in the area takes 2d6 necrotic damage. Any creature that ends its turn in the area must succeed on a Strength saving throw or take 2d6 poison damage as tendrils of dark energy caress it.

## IMPROVED FEEDBACK

*1st-level dark side power*

**Prerequisite:** Feedback

**Casting Time:** 1 action

**Range:** 60 feet

**Duration:** Instantaneous

You unleash a blast of psychic energy at a target within range. If the target can hear you (though it need not understand you), it must succeed on an Intelligence saving throw. On a failed save, it takes 3d6 psychic damage and must immediately use its reaction, if available, to move as far as its speed allows away from you. The creature doesn't move into obviously dangerous ground, such as a fire or a pit. On a successful save, the target takes half as much damage and doesn't have to move away. A deafened creature automatically succeeds on the save.

**Force Potency.** When you cast this power using a force slot of 2nd level or higher, the damage increases by 1d6 for each slot level above 1st.

### IMPROVED FORCE BARRIER

*5th-level light side power*

**Prerequisite:** Force Barrier

**Casting Time:** 10 minutes

**Range:** 30 feet

**Duration:** Instantaneous

This power further bolsters your allies with toughness and resolve. Choose up to twelve creatures within range. Each target gains the following benefits:

- The becomes immune to poison and disease. Any currently existing poison or diseases still exist.
- The creature becomes immune to being frightened by powers.
- The creature's hit point maximum and current hit points increase by 2d10 for the duration.

These benefits last for 24 hours or until the end of your next long rest, whichever happens first.

### IMPROVED FORCE CAMOUFLAGE

*4th-level universal power*

**Prerequisite:** Force Camouflage

**Casting Time:** 1 action

**Range:** Touch

**Duration:** Concentration, up to 1 minute

A willing creature you touch becomes invisible until the power ends. Anything the target is wearing or carrying is invisible as long as it is on the target's person.

### IMPROVED FORCE IMMUNITY

*6th-level universal power*

**Prerequisite:** Force Immunity

**Casting Time:** 1 action

**Range:** Self (15-foot radius)

**Duration:** Concentration, up to 1 minute

An immobile, faintly shimmering barrier springs into existence in a 15-foot radius around you and remains for the duration. The barrier moves with you.

Any force power of 5th level or lower cast from outside the barrier can't affect creatures or objects within it, even if the power is cast using a higher level force slot. Such a power can target creatures and objects within the barrier, but the power has no effect on them. Similarly, the area within the barrier is excluded from the areas affected by such powers.

**Force Potency.** When you cast this power using a force slot of 7th level or higher, the barrier blocks powers of one level higher for each slot level above 6th.

### IMPROVED FORCE SCREAM

*5th-level dark side power*

**Prerequisite:** Force Scream

**Casting Time:** 1 action

**Range:** Self (30-foot radius)

**Duration:** Instantaneous

You emit a violent scream imbued with the power of the Force. Each creature you choose within 30 feet of you must succeed on a Constitution saving throw. On a

failed save, a creature takes 5d6 psychic damage, 5d6 sonic damage, is deafened until the end of its next turn, and is knocked prone. On a successful save, it takes half as much damage and isn't deafened or knocked prone.

### IMPROVED HEAL

*5th-level light side power*

**Prerequisite:** Heal

**Casting Time:** 1 action

**Range:** 60 feet

**Duration:** Instantaneous

A wave of healing energy washes out from a point of your choice within range. Choose up to six creatures in a 30-foot-radius sphere centered on that point. Each target regains hit points equal to 3d8 + your forcecasting ability modifier. This power has no effect on droids or constructs.

**Force Potency.** When you cast this power using a force slot of 6th level or higher, the healing increases by 1d8 for each slot level above 5th.

### IMPROVED PHASESTRIKE

*5th-level universal power*

**Prerequisite:** Phasestrike

**Casting Time:** 1 action

**Range:** 30 feet

**Duration:** Instantaneous

Choose up to five creatures you can see within range. Make a melee force attack against each one. On a hit, a target takes 6d10 force damage. You can then teleport to an unoccupied space you can see within 5 feet of one of the creatures you chose.

### IMPROVED PHASEWALK

*5th-level universal power*

**Prerequisite:** Phasewalk

**Casting Time:** 1 bonus action

**Range:** Self

**Duration:** Concentration, up to 1 minute

You teleport up to 60 feet to an unoccupied space you can see. On each of your turns before the power ends, you can use a bonus action to teleport in this way again.

### IMPROVED RESTORATION

*5th-level light side power*

**Prerequisite:** Restoration

**Casting Time:** 1 action

**Range:** Touch

**Duration:** Instantaneous

You imbue a creature you touch with positive energy to undo a debilitating effect. You can reduce the target's exhaustion level by one, or end one of the following effects on the target:

- One effect that charmed the target.
- One curse, including the target's attunement to a cursed item.
- Any reduction to one of the target's ability scores.
- One effect reducing the target's hit point maximum.



## IMPROVED REVITALIZE

*7th-level light side power*

**Prerequisite:** Revitalize

**Casting Time:** 10 minutes

**Range:** Touch

**Duration:** Instantaneous

You return a dead creature you touch to life, provided that it has been dead no longer than 1 hour. If the creature's soul is both willing and at liberty to rejoin the body, the creature returns to life with all its hit points. This power has no effect on droids or constructs.

This power also neutralizes any poisons and cures diseases that affected the creature at the time it died.

This power closes all mortal wounds and restores any missing body parts.

Coming back from the dead is an ordeal. The target takes a -4 penalty to all attack rolls, saving throws, and ability checks. Every time the target finishes a long rest, the penalty is reduced by 1 until it disappears.

## IMPROVED SABER THROW

*2nd-level universal power*

**Prerequisite:** Saber Throw

**Casting Time:** 1 action

**Range:** 60 feet

**Duration:** Instantaneous

As a part of the action used to cast this power, you must make a ranged force attack with a lightweapon or vibroweapon against one target within the power's range, otherwise the power fails.

On a hit, the target takes 2d8 damage of the same type as the weapon's damage and must make a Constitution saving throw. On a failed save, the target gains 1 slowed level until the end of its next turn and the weapon then immediately returns to your hand. The next attack made against the target that hits it before the end of the target's next turn deals an additional 1d10 force damage. On a successful save, the target takes half as much additional force damage on the next attack that hits it, and suffers no additional effect.

**Force Potency.** When you cast this power using a force slot of 3rd level or higher, the force damage increases by 1d10 for each slot level above 2nd.

## INSANITY

*5th-level dark side power*

**Prerequisite:** Horror

**Casting Time:** 1 action

**Range:** Self (30-foot sphere)

**Duration:** Concentration, up to 1 minute

This power assaults and twists creatures' minds, spawning delusions and provoking uncontrolled action. Each creature in a 30-foot-radius sphere centered on you must succeed on a Wisdom saving throw when you cast this power or be affected by it.

An affected target can't take reactions and must roll a d8 at the start of each of its turns to determine its behavior for that turn. This power has no effect on constructs or droids.

## d8 Behavior

1 The creature uses all its movement to move in a random direction. To determine the direction, roll a d8 and assign a direction to each die face. The creature doesn't take an action this turn.

2-6 The creature doesn't move or take actions this turn.

7-8 The creature uses its action to make a melee attack against a randomly determined creature within its reach. If there is no creature within its reach, the creature does nothing this turn.

At the end of each of its turns, an affected target can make a Wisdom saving throw. If it succeeds, this effect ends for that target.

**Force Potency.** When you cast this power using a power slot of 6th level or higher, the radius of the sphere increases by 5 feet for each force slot level above 5th.

## KILL

*9th-level dark side power*

**Prerequisite:** Ruin

**Casting Time:** 1 action

**Range:** 60 feet

**Duration:** Instantaneous

You compel one creature you can see within range to die instantly. If the creature you choose has 100 hit points or fewer, it dies. Otherwise, the power has no effect.

## KNIGHT SPEED

*3rd-level universal power*

**Prerequisite:** Burst of Speed

**Casting Time:** 1 action

**Range:** 30 feet

**Duration:** Concentration, up to 1 minute

Choose a willing creature that you can see within range. Until the power ends, the target's speed is doubled, it gains a +2 bonus to AC, it has advantage on Dexterity saving throws, and it gains an additional action on each of its turns. That action can be used only to take the Attack (one weapon attack only), Dash, Disengage, Hide, or Use an Object action.

When the power ends, the target can't move or take actions until after its next turn, as a wave of lethargy sweeps over it.

### **LIGHTNING CHARGE**

*At-will dark side power*

**Casting Time:** 1 action

**Range:** Varies

**Duration:** Instantaneous

You imbue your weapon with debilitating force lightning. As part of the action used to cast this power, you must make a melee weapon attack against one creature within your reach, otherwise the power fails. On a hit, the target suffers the attack's normal effects, and the lightning leaps from the target to a different creature of your choice that you can see within 5 feet of it. The second creature takes lightning damage equal to your forcecasting ability modifier.

This power's damage increases when you reach higher levels. At 5th level, the melee attack deals an extra 1d8 lightning damage to the target, and the lightning damage to the second creature increases to 1d8 + your forcecasting ability modifier. Both damage rolls increase by 1d8 at 11th level and 17th level.

### **LOCATE CREATURE**

*4nd-level universal power*

**Prerequisite:** Locate Object

**Casting Time:** 1 action

**Range:** Self

**Duration:** Concentration, up to 1 minute

Describe or name a creature familiar to you. You sense the direction to the creature's location, as long as it's within 1000 feet of you. If the creature is in motion, you know the direction of its movement. The power can locate a specific creature known to you or the nearest of a specific kind, as long as you have seen it while within 30 feet of it. If the creature is in a different form, the power doesn't work. This power can't locate a creature if running water at least 10 feet wide blocks a direct path between you and the creature.

### **LOCATE OBJECT**

*2nd-level universal power*

**Casting Time:** 1 action

**Range:** Self

**Duration:** Concentration, up to 1 minute

Describe or name an object. You sense the direction to the object's location, as long as it's within 1000 feet of you. If the object is in motion, you know the direction of its movement. The power can locate a specific object known to you, as long as you have seen it while within 30 feet of it. Alternatively, the power can locate the nearest object of a particular kind. This power can't locate an object if any thickness of lead blocks a direct path between you and the object.

### **MADDENING DARKNESS**

*8th-level dark side power*

**Prerequisite:** Shroud of Darkness

**Casting Time:** 1 action

**Range:** 150 feet

**Duration:** Concentration, up to 10 minutes

Terrifying darkness spreads from a point you choose within range to fill a 60-foot-radius sphere until the power ends. The darkness spreads around corners. A creature with darkvision can't see through this darkness. Unenhanced light, as well as light created by powers of 8th level or lower, can't illuminate the area.

Shrieks, gibbering, and mad laughter can be heard within the sphere. Whenever a creature starts its turn in the sphere, it must make a Wisdom saving throw, taking 8d8 psychic damage on a failed save, or half as much damage on a successful one.

### **MALACIA**

*1st-level universal power*

**Prerequisite:** Mind Trick

**Casting Time:** 1 action

**Range:** 30 feet

**Duration:** Concentration, up to 1 minute

A creature of your choice that you can see within range is overcome with a sense of dizziness and nausea, as you disturb its equilibrium with the Force. The creature must make a Wisdom saving throw or fall prone, becoming incapacitated and unable to stand up for the duration.

At the end of each of its turns, and each time it takes damage, the target can make another Wisdom saving throw. The target has advantage on the saving throw if it's triggered by damage. On a success, the power ends. This power has no effect on droids or constructs.

### **MASS ANIMATION**

*5th-level universal power*

**Prerequisite:** Animate Weapon

**Casting Time:** 1 action

**Range:** 120 feet

**Duration:** Concentration, up to 1 minute

You snag several objects using the Force and whip them into the air around you, controlling them to attack at your command. Choose up to ten unenhanced objects within range that are not being worn or carried. Medium targets count as two objects, Large targets count as four objects, Huge targets count as eight objects. You can't control any object larger than Huge. Each object animates and hovers near you, remaining within 100 feet of you for the duration. An animated object behaves as though it is was a construct, with AC, hit points, and attacks determined by its size, and a flying speed of 30 feet.

As a bonus action, you can mentally direct any object controlled by this power. If you control multiple objects, you can command any or all of them at the same time. You decide what action the object will take and where it will move. The objects act at the end of your turn. If you command an object to attack, it can make a single melee attack against a creature within 5 feet of it. It makes a slam attack with an attack bonus and kinetic damage determined by its size.

Size	HP	AC	Attack
Tiny	20	16	+6 to hit, 1d4 + 3 damage
Small	25	15	+6 to hit, 1d8 + 2 damage
Medium	40	13	+5 to hit, 2d6 + 1 damage
Large	50	10	+6 to hit, 2d10 + 2 damage
Huge	80	10	+8 to hit, 2d12 + 4 damage

**Force Potency.** If you cast this power using a force slot of 6th level or higher, you can animate two additional objects for each slot level above 5th.

### MASS COERCE MIND

*6th-level universal power*

**Prerequisite:** Coerce Mind

**Casting Time:** 1 action

**Range:** 60 feet

**Duration:** 24 hours

You suggest a course of activity (limited to a sentence or two) and influence with the Force up to twelve creatures of your choice that you can see within range and that can hear and understand you. Creatures that can't be charmed are immune to this effect. The suggestion must be worded in such a manner as to make the course of action sound reasonable. Asking the creature to harm itself automatically negates the effect of the power.

Each target must make a Wisdom saving throw. On a failed save, it pursues the course of action you described to the best of its ability. The suggested course of action can continue for the entire duration. If the suggested activity can be completed in a shorter time, the power ends when the subject finishes what it was asked to do.

You can also specify conditions that will trigger a special activity during the duration. For example, you might suggest that a group of soldiers give all their money to the first beggar they meet. If the condition isn't met before the power ends, the activity isn't performed. If you or any of your companions damage a creature affected by this power, the power ends for that creature. This power has no effect on droids or constructs.

**Force Potency.** When you cast this power using a 7th-level force slot, the duration is 10 days. When you use an 8th-level force slot, the duration is 30 days. When you use a 9th-level force slot, the duration is a year and a day.

### MASS HYSTERIA

*9th-level dark side power*

**Prerequisite:** Hysteria

**Casting Time:** 1 action

**Range:** 120 feet

**Duration:** Concentration, up to 1 minute

Drawing on the deepest fears of a group of creatures, you create illusory creatures in their minds, manifesting their worst nightmares as an implacable threat visible only to them. Each creature in a 30-foot-radius sphere is frightened for the duration of the power. At the end of each of the frightened creature's turns, it must succeed on a Wisdom saving throw or take 5d10 psychic damage. On a successful save, the power ends for that creature. This power has no effect on droids or constructs.

### MASS MALACIA

*3rd-level universal power*

**Prerequisite:** Malacia

**Casting Time:** 1 action

**Range:** 120 feet (30-foot cube)

**Duration:** Concentration, up to 1 minute

Each creature in a 30-foot cube within range must make a Wisdom saving throw. On a failed save, the creature becomes charmed for the duration. While charmed by this power, the creature is incapacitated and has a speed of 0.

The power ends for an affected creature if it takes any damage or if someone else uses an action to shake the creature out of its stupor. This power has no effect on droids or constructs.

### MASTER BATTLE MEDITATION

*9th-level universal power*

**Prerequisite:** Improved Battle Meditation

**Casting Time:** 1 action

**Range:** Self (30-foot radius)

**Duration:** Concentration, up to 1 minute

You exude an aura out to 30 feet that boosts the morale and overall battle prowess you and your allies while simultaneously reducing the opposition's combat-effectiveness by eroding their will to fight.

Whenever you or a friendly creature within your meditation makes an attack roll or a saving throw, they can roll a d8 and add the number rolled to the attack roll or saving throw.

Whenever a hostile creature enters your meditation or starts its turn there, it must make a Charisma saving throw. On a failed save, it must roll a d8 and subtract the number rolled from each attack roll or saving throw it makes before the end of your next turn. On a successful save, it is immune to this power for 1 day.



## MASTER FEEDBACK

*9th-level dark side power*

**Prerequisite:** Greater Feedback

**Casting Time:** 1 action

**Range:** 90 feet

**Duration:** Instantaneous

You unleash the power of your mind to blast the intellect of up to ten creatures of your choice that you can see within range. Creatures that have an Intelligence score of 2 or lower are unaffected.

Each target must make an Intelligence saving throw. On a failed save, a target takes 14d6 psychic damage and is stunned. On a successful save, a target takes half as much damage and isn't stunned.

A stunned target can make a Wisdom saving throw at the end of each of its turns. On a successful save, the stunning effect ends.

## MASTER FORCE BARRIER

*8th-level light side power*

**Prerequisite:** Improved Force Barrier

**Casting Time:** 1 action

**Range:** Self

**Duration:** Concentration, up to 1 minute

This power massively bolsters your allies with toughness and resolve. Creatures of your choice in a 30-foot radius around you when you cast this power gain the following benefits:

- The creature sheds dim light in a 5-foot radius.
- The creature has advantage on all saving throws
- Other creatures have disadvantage on attack rolls against them.
- When a dark side creature hits them with a melee attack, that creature must make a Constitution saving throw or be blinded until the power ends.

## MASTER FORCE IMMUNITY

*8th-level universal power*

**Prerequisite:** Improved Force Immunity

**Casting Time:** 1 action

**Range:** Self (10-foot-radius sphere)

**Duration:** Concentration, up to 1 hour

A 10-foot-radius faintly shimmering barrier surrounds you. Within the sphere, powers can't be cast and enhanced items become mundane. Until the power ends, the sphere moves with you, centered on you.

Powers and other enhanced effects are suppressed in the sphere and can't protrude into it. A slot expended to cast a suppressed power is consumed. While an effect is suppressed, it doesn't function, but the time it spends suppressed counts against its duration.

**Targeted Effects.** Powers and other enhanced effects that target a creature or an object in the sphere have no effect on that target.

**Enhanced Areas.** The area of another power or enhanced effect, such as *force storm*, can't extend into the sphere. If the sphere overlaps an enhanced area, the part of the area that is covered by the sphere is suppressed.

**Powers.** Any active power or other enhanced effect on a creature or an object in the sphere is suppressed while the creature or object is in it.

**Enhanced Items.** The properties and powers of enhanced items are suppressed in the sphere. For example, a +1 vibrosword in the sphere functions as an unenhanced vibrosword.

An enhanced weapon's properties and powers are suppressed if it is used against a target in the sphere or wielded by an attacker in the sphere. If an enhanced weapon or a piece of enhanced ammunition fully leaves the sphere (for example, if you fire an enhanced shot or throw an enhanced saberspear at a target outside the sphere), the enhancement of the item ceases to be suppressed as soon as it exits.

**Enhanced Travel.** Teleportation fails to work in the sphere, whether the sphere is the destination or the departure point for such enhanced travel. A portal to another location temporarily closes while in the sphere.

**Creatures and Objects.** A creature or object summoned or created by powers temporarily winks out of existence in the sphere. Such a creature instantly reappears once the space the creature occupied is no longer within the sphere.

**Tech Override/Sever Force.** Powers and enhanced effects such as *sever force* have no effect on the sphere. Likewise, the spheres created by different scrambling field powers don't nullify each other.

## MASTER FORCE SCREAM

*8th-level dark side power*

**Prerequisite:** Improved Force Scream

**Casting Time:** 1 action

**Range:** Self (60-foot radius)

**Duration:** Instantaneous

You emit a cacophonous scream imbued with the power of the Force. Each creature you choose within 60 feet of you must succeed on a Constitution saving throw. On a failed save, a creature takes 6d6 psychic damage, 6d6 sonic damage, is deafened, knocked prone, and blinded for 1 minute. On a successful save, it takes half as much damage and isn't deafened, knocked prone, or blinded by this power.

A creature blinded by this power makes another Constitution saving throw at the end of each of its turns. On a successful save, it is no longer blinded.

## MASTER HEAL

*9th-level light side power*

**Prerequisite:** Greater Heal

**Casting Time:** 1 action

**Range:** Touch

**Duration:** Instantaneous

A wave of healing energy washes over the creature you touch. The target regains all its hit points. If the creature is charmed, frightened, paralyzed, or stunned, the condition ends. If the creature is prone, it can use its reaction to stand up. This power has no effect on droids or constructs.

## MASTER MALACIA

*6th-level universal power*

**Prerequisite:** Mass Malacia

**Casting Time:** 1 action

**Range:** 30 feet

**Duration:** Concentration, up to 1 minute

Choose one creature that you can see within range. The creature reels with extreme dizziness and nausea for the duration. Creatures that can't be charmed are immune to this power.

The affected creature must use all of its movement to writhe in discomfort without leaving its space and has disadvantage on Dexterity saving throws and attack rolls. While the target is affected by this power, other creatures have advantage on attack rolls against it. As an action, an affected creature makes a Wisdom saving throw to regain control of itself. On a successful save, the power ends. This power has no effect on droids or constructs.

## MASTER REVITALIZE

*9th-level light side power*

**Prerequisite:** Improved Revitalize

**Casting Time:** 1 hour

**Range:** Touch

**Duration:** Instantaneous

You return a dead creature you touch to life, provided that it has been dead no longer than 1 day. If the creature's soul is both willing and at liberty to rejoin the body, the creature returns to life with all its hit points. This power has no effect on droids or constructs.

This power closes all wounds, neutralizes any poison, cures all diseases, and lifts any curses affecting the creature when it died. The power replaces damaged or missing organs and limbs.

## MASTER SABER THROW

*7th-level universal power*

**Prerequisite:** Greater Saber Throw

**Casting Time:** 1 action

**Range:** Self (90-foot line)

**Duration:** Instantaneous

When you cast this power, you must be wielding at least one lightweapon or vibroweapon, otherwise the power fails. When you cast this power, you can throw two weapons, striking creatures in two lines originating from yourself, both 90 feet long and 5 feet wide, or you can throw one weapon in a 90-foot long, 5-foot wide line of your choice originating from yourself and change its direction to move in a second identical line of your choice within range. Each creature in a line must make a Dexterity saving throw. A creature takes 5d8 damage of the same type as the weapon's damage and 5d8 force damage on a failed save, or half as much damage on a successful one. A creature in the area of more than one line is affected only once. The weapons then immediately return to your hand.

**Force Potency.** When you cast this power using a force slot of 8th level or higher, the weapon damage and force damage each increase by 1d8 for each slot level above 7th. \columnbreak

## MASTER SPEED

*7th-level universal power*

**Prerequisite:** Knight Speed

**Casting Time:** 1 action

**Range:** 30 feet

**Duration:** Concentration, up to 1 minute

Choose up to two willing creatures that you can see within range. Until the power ends, each targets' speed is doubled, they gain a +2 bonus to AC, they have advantage on Dexterity saving throws, and they gain an additional action on each of their turns. That action can be used only to take the Attack (one weapon attack only), Dash, Disengage, Hide, or the Use an Object Action.

When the power ends, each target can't move or take actions until after its next turn, as a wave of lethargy sweeps over it.

**Force Potency.** When you cast this power using a force slot of 8th-level or higher, you can target one additional creature for each slot level above 7th.

## MIND BLANK

*8th-level universal power*

**Prerequisite:** Mind Trap

**Casting Time:** 1 action

**Range:** Touch

**Duration:** 24 hours

Until the power ends, one willing creature you touch is immune to psychic and sonic damage, any effect that would sense its emotions or read its thoughts, and the charmed condition. The power foils powers or effects of similar power used to affect the target's mind or to gain information about the target.

## MIND PRISON

*6th-level dark side power*

**Prerequisite:** Mind Trap

**Casting Time:** 1 action

**Range:** 60 feet

**Duration:** Concentration, up to 1 minute

You attempt to bind a creature within an illusory cell that only it perceives. One creature you can see within range must make an Intelligence saving throw. The target succeeds automatically if it is immune to being charmed. On a successful save, the target takes 5d10 psychic damage, and the power ends. On a failed save, the target takes 5d10 psychic damage, and you make the area immediately around the target's space appear dangerous to it in some way. You might cause the target to perceive itself as being surrounded by fire, a storm of blaster-fire, or deadly toxic gas, for example. Whatever form the illusion takes, the target can't see or hear anything beyond it and is restrained for the power's duration. If the target is moved out of the illusion, makes a melee attack through it, or reaches any part of its body through it, the target takes 10d10 psychic damage, and the power ends. This power has no effect on droids or constructs.

## MIND SPIKE

*2nd-level dark side power*

**Casting Time:** 1 action

**Range:** 60 feet

**Duration:** Concentration, up to 1 hour

Choose one creature you can see. The target must make a Wisdom saving throw. A creature takes 3d8 psychic damage on a failed save, or half as much damage on a successful one. Additionally, on a failed save, you always know the target's location, but only while the two of you are on the same planet. The target can't become hidden from you, and if it's invisible, it gains no benefits from this condition against you. This power has no effect on droids or constructs.

## MIND TRAP

*4th-level universal power*

**Prerequisite:** Force Confusion

**Casting Time:** 1 action

**Range:** 60 feet

**Duration:** Concentration, up to 1 minute

You attempt to trap the mind of your target in a psychic cage. The target must make a Charisma saving throw. On a failed save, the creature is incapacitated for the duration as its mind is trapped. It can think, but it can't have any contact with or perceive the outside world. If the creature takes damage, it makes another Charisma save. On a success, the power ends. This power has no effect on droids or constructs.

**Force Potency.** When you cast this power using a force slot of 6th level or higher, after 1 minute of concentration the power's duration becomes 24 hours and it no longer requires your concentration.

## MIND TRICK

*At-will universal power*

**Casting Time:** 1 action

**Range:** 30 feet

**Duration:** Concentration, up to 1 minute

Choose a target within range that isn't hostile toward you. The target must make a Wisdom saving throw. On a failed save, the target has disadvantage on Wisdom (Perception) and Intelligence (Investigation) checks.

On a successful save, the creature realizes that you tried to use the Force to influence its awareness and becomes hostile toward you. A creature prone to violence might attack you. Another creature might seek retribution in other ways (at the GM's discretion), depending on the nature of your interaction with it. This power has no effect on droids or constructs.

## MORICHRO

*3rd-level light side power*

**Prerequisite:** Cloud Mind

**Casting Time:** 1 action

**Range:** Touch

**Duration:** 1 hour

You touch a willing creature and put it into a cataleptic state that is indistinguishable from death.

For the power's duration, or until you use an action to touch the target and dismiss the power, the target appears dead to all outward inspection and to powers used to determine the target's status. The target is blinded and incapacitated, and its speed drops to 0. The target has resistance to all damage except psychic damage. If the target is diseased or poisoned when you cast the power, or becomes diseased or poisoned while under the power's effect, the disease and poison have no effect until the power ends. This power has no effect on droids or constructs.

## NECROTIC CHARGE

*At-will dark side power*

**Casting Time:** 1 action

**Range:** Varies

**Duration:** 1 round

As part of the action used to cast this power, you must make a melee weapon attack against one creature within your reach, otherwise the power fails. On a hit, the target suffers the attack's normal effects, and you can choose to deal up to 1d8 of necrotic damage, which you suffer as well. This damage can't be reduced or negated in any way.

This power's damage increases when you reach higher levels. At 5th level, the melee attack deals an extra 1d8 necrotic damage to the target, and you can increase the secondary damage to 2d8. Both damage rolls increase by 1d8 at 11th level and 17th level.

## NECROTIC TOUCH

*At-will dark side power*

**Casting Time:** 1 action

**Range:** Touch

**Duration:** 1 round

You attempt to drain the essence from a creature. Make a melee force attack against the target. If the attack hits, the creature takes 1d6 necrotic damage, and you gain temporary hit points equal to the damage dealt until the end of your next turn.

This power's damage increases by 1d6 when you reach 5th level (2d6), 11th level (3d6), and 17th level (4d6).

## PHASESTRIKE

*1st-level universal power*

**Casting Time:** 1 bonus action

**Range:** Self

**Duration:** Concentration, up to 1 minute

Until the power ends, your movement doesn't provoke opportunity attacks.

Once before the power ends, you can give yourself advantage on one weapon attack roll on your turn. That attack deals an extra 1d8 force damage on a hit. Whether you hit or miss, your walking speed increases by 30 feet until the end of that turn.



## PHASEWALK

*2nd-level universal power*

**Casting Time:** 1 bonus action

**Range:** Self

**Duration:** Instantaneous

You teleport up to 30 feet to an unoccupied space that you can see.

## PLAGUE

*3rd-level dark side power*

**Prerequisite:** Affliction

**Casting Time:** 1 action

**Range:** 30 feet

**Duration:** Concentration, up to 1 minute

Choose up to six creatures of your choice in a 40-foot cube within range. Each target must succeed on a Constitution saving throw or be affected by this power for the duration.

An affected target gains 1 slowed level, it takes a -2 penalty to AC and Dexterity saving throws, and it can't use reactions. On its turn, it can use either an action or a bonus action, not both. Regardless of the creature's abilities or items, it can't make more than one melee or ranged attack during its turn.

If the creature attempts to cast a power with a casting time of 1 action, roll a d20. On an 11 or higher, the power doesn't take effect until the creature's next turn, and the creature must use its action on that turn to complete the power. If it can't, the power is wasted.

A creature affected by this power makes another Constitution saving throw at the end of its turn. On a successful save, the effect ends for it.

## PLANT SURGE

*3rd-level light side power*

**Casting Time:** 1 action or 8 hours

**Range:** 150 feet

**Duration:** Instantaneous

If you cast this power using 1 action, all normal plants in a 100-foot radius centered on a point become overgrown. Moving through the area spends 4 feet of movement for every 1 foot moved. You can exclude areas of any size within the power's area from being affected.

If you cast this power over 8 hours, all plants in a half-mile radius centered on a point yield twice the normal amount of food when harvested for 1 year.

## PRECOGNITION

*9th-level universal power*

**Prerequisite:** Danger Sense

**Casting Time:** 1 minute

**Range:** Self

**Duration:** 8 hours

Your mastery of the Force gives you a limited ability to see into the immediate future. For the duration, you can't be surprised and you have advantage on attack rolls, ability checks, and saving throws. Additionally, other creatures have disadvantage on attack rolls against you for the duration.

## PROJECT

*1st-level light side power*

**Casting Time:** 1 action

**Range:** 120 feet

**Duration:** Instantaneous

You lift three piles of debris or small objects from the ground and hurl them. Each pile hits a creature of your choice that you can see within range. The pile deals 1d4+1 force damage to its target. The piles all strike simultaneously and you can direct them to hit one creature or several.

**Force Potency.** When you cast this power using a force slot of 2nd level or higher, you lift and throw an additional pile of debris for each slot level above 1st.

## PSYCHIC CHARGE

*At-will dark side power*

**Casting Time:** 1 action

**Range:** Varies

**Duration:** 1 round

As part of the action used to cast this power, you must make a melee weapon attack against one creature within your reach, otherwise the power fails. On a hit, the target suffers the attack's normal effects, and its mouth is covered by a violet veil until the start of your next turn. If the target willingly speaks before then, it immediately takes 1d8 psychic damage, and the power ends.

This power's damage increases when you reach higher levels. At 5th level, the melee attack deals an extra 1d8 psychic damage to the target, and the damage the target takes for speaking increases to 2d8. Both damage rolls increase by 1d8 at 11th level and 17th level.

## PSYCHOMETRY

*3rd-level universal power*

**Prerequisite:** Telemetry

**Casting Time:** 1 minute

**Range:** Self

**Duration:** 10 minutes

For the duration, you gain the ability to "communicate" telepathically with inanimate objects you touch. You can ask up to five questions and receive answers from objects, usually in the form of a auditory or visual hallucination. For example, touching the rusted, broken remains of a lightsaber and asking how it got there may result in a brief vision of a disgruntled Jedi Knight casting it to the ground on that spot. An object "questioned" in this way can only provide information relating to its past. The DM has the final say on what objects can be questioned, and to what extent.

## RAGE

*6th-level dark side power*

**Casting Time:** 1 action

**Range:** Self

**Duration:** Concentration, up to 10 minutes

You endow yourself with endurance and martial prowess fueled by the Force. Until the power ends, you can't cast powers, and you gain the following benefits:

- You gain 50 temporary hit points. If any of these remain when the power ends, they are lost.
- You have advantage on attack rolls that you make with lightweapons and vibroweapons.
- When you hit a target with a weapon attack, that target takes an extra 2d12 force damage.
- You have proficiency with all armor, lightweapons, and vibroweapons.
- You have proficiency in Strength and Constitution saving throws.
- You can attack twice, instead of once, when you take the Attack action on your turn. You ignore this benefit if you already have a feature, like Extra Attack, that gives you extra attacks.

Immediately after the power ends, you must succeed on a DC 15 Constitution saving throw or suffer one level of exhaustion.

## REBUKE

*At-will light side power*

**Casting Time:** 1 action

**Range:** Touch

**Duration:** Instantaneous

You strike a creature with the righteous fury of the Force. Make a melee force attack against the target, if the attack hits, the target takes force damage depending on its alignment: a dark-aligned creature takes 1d12 force damage, a balanced creature takes 1d10 force damage, and a light-aligned creature takes 1d8 force damage.

The power's damage increases by one die when you reach 5th, 11th, and 17th level.

## REMOVE CURSE

*3rd-level light side power*

**Casting Time:** 1 action

**Range:** Touch

**Duration:** Instantaneous

At your touch, all curses affecting one creature or object end. If the object is a cursed enhanced item, its curse remains, but the power breaks its owner's attunement to the object so it can be removed or discarded.

## RESCUE

*2nd-level universal power*

**Casting Time:** 1 bonus action

**Range:** 30 feet

**Duration:** Instantaneous

You pull one willing ally you can see within 30 feet of you to an unoccupied space within 5 feet of you. The target must use their reaction to accept the pull.

## RESISTANCE

*At-will universal power*

**Casting Time:** 1 action

**Range:** Touch

**Duration:** Concentration, up to 1 minute

You touch one willing creature. Once before the power ends, the target can roll a d4 and add the number rolled to one saving throw of its choice. It can roll the die before or after the saving throw. The power then ends.

This power's die increases at higher levels: to a d6 at 5th level, a d8 at 11th level, and a d10 at 17th level.

## RESTORATION

*2nd-level light side power*

**Casting Time:** 1 action

**Range:** Touch

**Duration:** Instantaneous

You touch a creature and end either one disease or one condition afflicting it. The condition can be blinded, deafened, paralyzed, or poisoned. This power has no effect on droids or constructs.

## REVITALIZE

*5th-level light side power*

**Prerequisite:** Spare the Dying

**Casting Time:** 1 minute

**Range:** Touch

**Duration:** Instantaneous

You return a dead creature you touch to life, provided that it has been dead no longer than 10 minutes. If the creature's soul is both willing and at liberty to rejoin the body, the creature returns to life with 1 hit point. This power has no effect on droids or constructs.

This power also neutralizes any poisons and cures diseases that affected the creature at the time it died.

This power closes all mortal wounds, but it doesn't restore missing body parts. If the creature is lacking body parts or organs integral for its survival—its head, for instance—the power automatically fails.

Coming back from the dead is an ordeal. The target takes a -4 penalty to all attack rolls, saving throws, and ability checks. Every time the target finishes a long rest, the penalty is reduced by 1 until it disappears.

## RUIN

*7th-level dark side power*

**Prerequisite:** Wound

**Casting Time:** 1 action

**Range:** 60 feet

**Duration:** Instantaneous

You channel the dark side of the Force to desecrate a creature you can see within range, causing waves of intense pain to assail it. If the target has 100 hit points or fewer, it is subject to crippling pain. Otherwise, the power has no effect on it.

While the target is affected by crippling pain, any speed it has can be no higher than 10 feet. The target also has disadvantage on attack rolls, ability checks, and saving throws, other than Constitution saving throws. Finally, if the target tries to cast a power, it must first succeed on a Constitution saving throw, or the casting fails and the power is wasted.

A target suffering this pain can make a Constitution saving throw at the end of each of its turns. On a successful save, the pain ends.

### **SABER REFLECT**

*At-will universal power*

**Casting Time:** 1 reaction, which you take in response to being dealt damage by a ranged attack

**Range:** Self

**Duration:** Instantaneous

In response to being attacked, you raise your weapon to attempt to deflect. When you use this power, the damage you take from the attack is reduced by 1d6. If you reduce the damage to 0, you're wielding a lightweapon or vibroweapon, and the damage is energy or ion, you can reflect the attack at a target within range as part of the same reaction. Make a ranged force attack at a target you can see. The attack has a normal range of 20 feet and a long range of 60 feet. On a hit, the target takes the triggering attack's normal damage.

The power's damage reduction increases by 1d6 when you reach 5th level (2d6), 11th level (3d6), and 17th level (4d6).

### **SABER THROW**

*At-will universal power*

**Casting Time:** 1 action

**Range:** 30 feet

**Duration:** Instantaneous

As a part of the action used to cast this power, you must make a ranged force attack with a lightweapon or vibroweapon against one target within the power's range, otherwise the power fails. On a hit, the target takes 1d8 damage of the same type as the weapon's damage. The weapon then immediately returns to your hand.

This power can hit multiple targets when you reach higher levels: two targets at 5th level, three targets at 11th level, and four targets at 17th level. Each target must be within 30 feet of the previous target, you must make a separate attack roll for each target, and the last target must be no further than 30 feet away from you. You can not hit the same target twice in succession.

### **SABER WARD**

*At-will universal power*

**Casting Time:** 1 action

**Range:** Self

**Duration:** 1 round

You take a defensive stance. Until the end of your next turn, you have resistance against kinetic, energy, and ion damage dealt by weapons.

### **SANCTUARY**

*1st-level light side power*

**Casting Time:** 1 bonus action

**Range:** 30 feet

**Duration:** 1 minute

Until the power ends, any creature who targets the warded creature with an attack, a harmful power, or a hostile action must first make a Wisdom saving throw. On a failed save, the creature must choose a new target or lose the attack or power. This power doesn't protect the warded creature from area effects.

If the warded creature makes an attack, casts a power that affects an enemy creature, or takes a hostile action this power ends.

### **SAP VITALITY**

*1st-level dark side power*

**Casting Time:** 1 action

**Range:** Touch

**Duration:** Instantaneous

Make a melee force attack against a creature you can reach. On a hit, the target takes 3d10 necrotic damage.

**Force Potency.** When you cast this power using a force slot of 2nd level or higher, the damage increases by 1d10 for each slot level above 1st.

### **SCOURGE**

*6th-level dark side power*

**Prerequisite:** Plague

**Casting Time:** 1 action

**Range:** Self

**Duration:** Concentration, up to 1 minute

For the power's duration, your eyes become an inky void imbued with dread power. One creature of your choice within 60 feet of you that you can see must succeed on a Constitution saving throw or be affected by one of the following effects of your choice for the duration. On each of your turns until the power ends, you can use your action to target another creature but can't target a creature again if it has succeeded on a saving throw against this casting of *scourge*.

**Asleep.** The target falls unconscious. It wakes up if it takes any damage or if another creature uses its action to shake the sleeper awake.

**Panicked.** The target is frightened of you. On each of its turns, the frightened creature must take the Dash action and move away from you by the safest and shortest available route, unless there is nowhere to move. If the target moves to a place at least 60 feet away from you where it can no longer see you, this effect ends.

**Sickened.** The target has disadvantage on attack rolls and ability checks. At the end of each of its turns, it can make another Wisdom saving throw. If it succeeds, the effect ends.



## SEETHE

*At-will dark side power*

**Casting Time:** 1 action

**Range:** Self

**Duration:** Instantaneous

You seethe with anger, letting the dark side of the Force flow through and empower you. As part of the action to cast this power, you spend one of your Hit Dice to recover hit points.

## SENSE EMOTION

*1st-level universal power*

**Casting Time:** 1 action

**Range:** Self

**Duration:** Concentration, up to 10 minutes

You attune your senses to pick up the emotions of others for the duration. When you cast the power, and as your action on each turn until the power ends, you can focus your senses on one humanoid you can see within 30 feet of you. You instantly learn the target's prevailing emotion, whether it's love, anger, pain, fear, calm, or something else, and you have advantage on Wisdom (Insight) checks against the target. If the target isn't actually humanoid or it is immune to being charmed, you sense that it is calm.

## SENSE FORCE

*1st-level universal power*

**Casting Time:** 1 action

**Range:** Self

**Duration:** Concentration, up to 10 minutes

For the duration, you sense the use of the Force, or its presence in an inanimate object within 30 feet of you. If you sense the Force in this way, you can use your action to determine the direction from which it originates and, if it's in line of sight, you see a faint aura around the person or object from which the Force emanates.

**Force Potency.** When you cast this power using a 3rd-level force slot, the range increases to 60 feet. When you use a 5th-level force slot, the range increases to 500 feet. When you use a 7th-level force slot, the range increases to 1 mile. When you use a 9th-level force slot, the range increases to 10 miles.

## SEVER FORCE

*3rd-level universal power*

**Casting Time:** 1 reaction

**Range:** 60 feet

**Duration:** Instantaneous

You attempt to interrupt a creature in the process of casting a force power. If the creature is casting a power of 3rd level or lower, its power fails and has no effect. If it is casting a power of 4th level or higher, make an ability check using your forcecasting ability. The DC equals 10 + the power's level. On a success, the creature's power fails and has no effect.

**Force Potency.** When you cast this power using a force slot of 4th level or higher, the interrupted power has no effect if its level is less than or equal to the level of the force slot you used.

## SHADOW SIGHT

*1st-level universal power*

**Casting Time:** 1 action

**Range:** Self

**Duration:** 1 hour

You enhance your eyesight with the Force, allowing you to better see in the dark. For the duration, you have darkvision out to 60 feet.

## SHARE LIFE

*3rd-level light side power*

**Prerequisite:** Give Life

**Casting Time:** 1 action

**Range:** 30 feet

**Duration:** Instantaneous

You sacrifice some of your health to mend another creature's injuries. You take 4d8 necrotic damage, and one creature of your choice that you can see within range regains a number of hit points equal to twice the necrotic damage you take. This power has no effect on droids or constructs.

**Force Potency.** When you cast this power using a force slot of 4th level or higher, the damage increases by 1d8 for each slot level above 3rd.

## SHOCK

*At-will dark side power*

**Casting Time:** 1 action

**Range:** 120 feet

**Duration:** Instantaneous

You hurl a bolt of lightning at a target within range, making a ranged force attack. On a hit, the target takes 1d10 lightning damage. The lightning ignites flammable objects in the area that aren't being worn or carried.

This power's damage increases by 1d10 when you reach 5th level (2d10), 11th level (3d10), and 17th level (4d10).

## SHOCKING SHIELD

*4th-level dark side power*

**Prerequisite:** Shock

**Casting Time:** 1 action

**Range:** Self

**Duration:** 10 minutes

Lightning courses in a sphere surrounding your body, shedding bright light in a 10-foot radius and dim light for an additional 10 feet. You can use your action to end the power early.

Whenever a creature within 5 feet of you hits you with a melee attack, it takes 2d8 lightning damage.

## SHROUD OF DARKNESS

*4th-level dark side power*

**Prerequisite:** Darkness

**Casting Time:** 1 action

**Range:** Self

**Duration:** Concentration, up to 1 minute

You become heavily obscured to others. Dim light within 10 feet of you becomes darkness, and bright light becomes dim light.

Until the power ends, you have resistance to force damage. Additionally, whenever a creature within 10 feet of you hits you with an attack, it takes 2d8 necrotic damage.

## SIPHON LIFE

*5th-level dark side power*

**Prerequisite:** Drain Life

**Casting Time:** 1 action

**Range:** 60 feet

**Duration:** Concentration, up to 1 minute

A tendril of inky darkness reaches out from you, touching a creature you can see within range to drain life from it. The target must make a Dexterity saving throw. On a successful save, the target takes 2d8 necrotic damage, and the power ends. On a failed save, the target takes 4d8 necrotic damage, and until the power ends, you can use your action on each of your turns to automatically deal 4d8 necrotic damage to the target. The power ends if you use your action to do anything else, if the target is ever outside the power's range, or if the target has total cover from you.

Whenever the power deals damage to a target, you regain hit points equal to half the amount of necrotic damage the target takes.

**Force Potency.** When you cast this power using a force slot of 6th level or higher, the damage increases by 1d8 for each slot level above 5th.

## SKILL EMPOWERMENT

*5th-level light side power*

**Casting Time:** 1 action

**Range:** Touch

**Duration:** Concentration, up to 1 hour

Your power with the Force deepens a creature's understanding of its own talent. You touch one willing creature and give it expertise in one skill of your choice; until the power ends, the creature doubles its proficiency bonus for ability checks it makes that use the chosen skill.

You must choose a skill in which the target is proficient and that isn't already benefiting from an effect, such as Expertise, that doubles its proficiency bonus.

## SLOW

*At-will dark side power*

**Casting Time:** 1 action

**Range:** 15 feet

**Duration:** 1 hour

A hostile creature of your choice must make a Constitution saving throw. On a failed save, the target gains 1 slowed level until the power ends. At the end of each of the creature's turns, it repeats this saving throw, ending the effect on a success.

This power can affect multiple targets when you reach higher levels: two targets at 5th level, three targets at 11th level, and four targets at 17th level.

## SLOW DESCENT

*1st-level universal power*

**Casting Time:** 1 reaction, which you take when you or a creature within 60 feet of you falls

**Range:** 60 feet

**Duration:** 1 minute

Choose up to five falling creatures within range. A falling creature's rate of descent slows to 60 feet per round until the power ends. If the creature lands before the power ends, it takes no falling damage and can land on its feet, and the power ends for that creature.

## SONIC CHARGE

*At-will universal power*

**Casting Time:** 1 action

**Range:** Varies

**Duration:** 1 round

As part of the action used to cast this power, you must make a melee weapon attack against one creature within your reach, otherwise the power fails. On a hit, the target suffers the attack's normal effects, and you begin to emanate a disturbing hum until the start of your next turn. If a hostile creature ends its turn within 5 feet of you, it takes 1d4 sonic damage.

This power's damage increases when you reach higher levels. At 5th level, the melee attack deals an extra 1d8 sonic damage to the target, and the secondary damage increases by 1d4. Both damage rolls increase by 1d8 and 1d4, respectively, at 11th level and 17th level.

### SOUND TRICK

*At-will universal power*

**Casting Time:** 1 action

**Range:** 30 feet

**Duration:** 1 minute

You use the Force to produce an effect within range. You create one of the following special effects within range:

- Your voice booms up to three times as loud as normal, and you can alter its tone, for 1 minute.
- You cause harmless tremors in the ground for 1 minute.
- You create an instantaneous sound that originates from a point of your choice within range, such as a rumble of thunder, the cry of a bird, or ominous whispers.
- You gain the ability to speak like another species for 1 minute, allowing you to speak in a language you know but otherwise lack the physical ability to speak, such as a Wookiee speaking Basic.
- You create an instantaneous, harmless sensory effect, such as falling leaves, a puff of wind, a billowing of someone's clothes, or a flickering of unenhanced light fixtures within range.

A wary creature can use its action to make an Intelligence (Investigation) check against your force save DC, discerning that the effects are illusory on a success.

If you cast this power multiple times, you can have up to three of its 1-minute effects active at a time, and you can dismiss such an effect as an action.

### SPARE THE DYING

*At-will light side power*

**Casting Time:** 1 action

**Range:** Touch

**Duration:** Instantaneous

You touch a living creature that has 0 hit points. The creature becomes stable. This power has no effect on droids or constructs.

### SPIRIT BLADE

*At-will universal power*

**Casting Time:** 1 action

**Range:** Touch

**Duration:** Instantaneous

You conjure a blade of spirit energy and attempt to strike one creature. Make a melee force attack against the target. If the attack hits, the creature takes 1d10 necrotic damage.

This power can make multiple attacks at higher levels: two attacks at 5th level, three attacks at 11th level, and four attacks at 17th level. Each attack can target the same creature or different ones. Make a separate attack roll for each target.

### STASIS

*5th-level light side power*

**Prerequisite:** Stun

**Casting Time:** 1 action

**Range:** 90 feet

**Duration:** Concentration, up to 1 minute

Choose a creature that you can see within range. The target must succeed on a Wisdom saving throw or be paralyzed for the duration. At the end of each of its turns, the target can make another Wisdom saving throw. On a success, the power ends on the target. This power has no effect on droids or constructs.

**Force Potency.** When you cast this power using a force slot of 6th level or higher, you can target an additional creature for each slot level above 5th. The creatures must be within 30 feet of each other when you target them.

### STASIS FIELD

*8th-level light side power*

**Prerequisite:** Stasis

**Casting Time:** 1 action

**Range:** 120 feet (30-foot cube)

**Duration:** Concentration, up to 1 minute

Choose a point that you can see within range. Each creature within range of that point must succeed on a Wisdom saving throw or be paralyzed for the duration. At the end of each of a target's turns, it can make another Wisdom saving throw. On a success, the power ends on the target. This power has no effect on droids or constructs.

**Force Potency.** When you cast this power using a force slot of 9th level, the size of the cube increases to 40 feet.

### STUN

*2nd-level light side power*

**Casting Time:** 1 action

**Range:** 60 feet

**Duration:** Concentration, up to 1 minute

Choose a humanoid that you can see within range. The target must succeed on a Wisdom saving throw or be paralyzed for the duration. At the end of each of its turns, the target can make another Wisdom saving throw. On a success, the power ends on the target.

### STUN DROID

*2nd-level light side power*

**Casting Time:** 1 action

**Range:** 60 feet

**Duration:** Concentration, up to 1 minute

Choose a droid or construct that you can see within range. The target must succeed on a Constitution saving throw or be paralyzed for the duration. At the beginning of each of its turns, the target takes energy damage equal to your forcecasting ability modifier. At the end of each of its turns, the target can make another Constitution saving throw. On a success, the power ends on the target.



## SUSTAINED LIGHTNING

*1st-level dark side power*

**Prerequisite:** Shock

**Casting Time:** 1 action

**Range:** 30 feet

**Duration:** Concentration, up to 1 minute

You lash out against a creature within range with continual jolts of Force lightning. Make a ranged force attack against that creature. On a hit, the target takes 1d12 lightning damage, and on each of your turns for the duration, you can use your action to deal 1d12 lightning damage to the target automatically. The power ends if you use your action to do anything else. The power also ends if the target is ever outside the power's range or if it has total cover from you.

**Force Potency.** When you cast this power using a force slot of 2nd level or higher, the initial damage increases by 1d12 for each slot level above 1st.

## TELEKINESIS

*5th-level universal power*

**Prerequisite:** Force Throw

**Casting Time:** 1 action

**Range:** 90 feet

**Duration:** Concentration, up to 10 minutes

You gain the ability to move or manipulate creatures and objects with the Force. When you cast this power, and as your action each round for the duration, you can exert your will on one creature or object that you can see within range, causing the appropriate effect below. You can affect the same target round after round, or choose a new one at any time. If you switch targets, the prior target is no longer affected by the power.

**Creature.** You can try to move a Huge or smaller creature. The target must make a Strength saving throw. On a failed save, you move the creature up to 30 feet in any direction, including upward but not beyond the range of this power. Until the end of your next turn, the creature is restrained in your telekinetic grip. A creature lifted upward is suspended in mid-air.

On subsequent rounds, you can use your action to attempt to maintain your telekinetic grip on the creature by repeating the contest.

**Object.** You move an object that isn't being worn or carried and weighs up to 2,500 lbs up to 30 feet in any direction, but not beyond the range of this power.

You can exert fine control on objects with your telekinetic grip, such as manipulating a simple tool, opening a door or a container, stowing or retrieving an item from an open container, or pouring the contents from a vial.

**Force Potency.** When you cast this power using a force slot of 6th level or higher, the maximum object weight increases by 2,500 lbs for every slot level above 5th.

## TELEKINETIC BURST

*6th-level light side power*

**Prerequisite:** Telekinetic Storm

**Casting Time:** 1 action

**Range:** Self (60-foot line)

**Duration:** Concentration, up to 1 minute

A beam of Force energy flashes out from your hand in a 5-foot-wide, 60-foot-long line. Each creature in the line must make a Constitution saving throw. On a failed save, a creature takes 8d6 force damage and is knocked prone. On a successful save, it takes half as much damage and isn't knocked prone.

You can create a new telekinetic gust as your action on your turn until the power ends.

**Force Potency.** When you cast this power using a force slot of 7th level or higher, the damage increases by 2d6 for each slot level above 6th.

## TELEKINETIC SHIELD

*3rd-level universal power*

**Prerequisite:** Animate Weapon

**Casting Time:** 1 action

**Range:** Self

**Duration:** Concentration, up to 1 minute

You lift three piles of debris or small objects from the ground and interpose them between you and your opponents for the duration.

While at least three piles remain, you have three-quarters cover. While two piles remain, you have half cover. While only one pile remains, you have one-quarter cover. The piles don't hinder your attacks. When you cast the power, or as an action on a subsequent turn, you can direct up to two piles to attack up to two creatures you can see within 30 feet. Make a ranged force attack roll for each pile. On a hit, a creature takes 2d6 kinetic plus 1d10 force damage. The pile is destroyed whether it hits or misses.

**Force Potency.** If you cast this power with a force slot of 4th level or higher, the power creates one additional pile for each level above 3rd.

## TELEKINETIC STORM

*3rd-level light side power*

**Prerequisite:** Turbulence

**Casting Time:** 1 action

**Range:** Self (15-foot radius)

**Duration:** Concentration, up to 1 minute

You stir the Force around you, creating a turbulent field of telekinetic energy that buffets enemies around you. The field extends out to a distance of 15 feet around you for the duration.

When you cast this power, you can designate any number of creatures you can see to be unaffected by it. An affected creature gains 1 slowed level while in the area, and when the creature enters the area for the first time on a turn or starts its turn there, it must make a Constitution saving throw. On a failed save, the creature takes 3d8 force damage. On a successful save, the creature takes half as much damage.

**Force Potency.** When you cast this power using a force power slot of 4th level or higher, the damage increases by 1d8 for each slot level above 3rd.

## TELEKINETIC WAVE

*8th-level light side power*

**Prerequisite:** Telekinetic Burst

**Casting Time:** 1 action

**Range:** 150 feet

**Duration:** Instantaneous

You manipulate the Force in a 60-foot radius centered on a point you choose within range. Each creature in that area must make a Constitution saving throw. On a failed save, a creature takes 12d6 force damage, is knocked prone, and moved 5 feet in a direction of your choice. On a successful save, it takes half as much damage and isn't knocked prone or moved.

**Force Potency.** When you cast this power using a force slot of 9th level, the damage increases by 2d6.

## TELEMETRY

*1st-level universal power*

**Casting Time:** 1 minute

**Range:** Touch

**Duration:** Instantaneous

You choose one object that you must touch throughout the casting of the power. If it is an enhanced or modified item, you learn its properties and how to use them, whether it requires attunement to use, and how many charges it has, if any. You learn whether any powers are affecting the item and what they are.

If the item was created by a power, you learn which power created it. If you instead touch a creature throughout the casting, you learn what force powers, if any, are currently affecting it.

## TREMOR

*1st-level universal power*

**Prerequisite:** Burst

**Casting Time:** 1 action

**Range:** 10 feet

**Duration:** Instantaneous

You cause a tremor in the ground within range. Each creature other than you in a 5-foot-radius sphere centered on that point must make a Dexterity saving throw. On a failed save, a creature takes 1d8 kinetic damage and is knocked prone. On a successful save, the creature takes half as much damage and isn't knocked prone. If the ground in that area is loose earth or stone, it becomes difficult terrain until cleared, with each 5-foot-diameter portion requiring at least 1 minute to clear by hand.

**Force Potency.** When you cast this power using a force slot of 2nd level or higher, the damage increases by 1d8 for each slot level above 1st.

## TRUE SIGHT

*6th-level universal power*

**Prerequisite:** Force Sight

**Casting Time:** 1 action

**Range:** Self

**Duration:** 1 hour

You shift your vision to see through use of the Force,

giving you the ability to see things as they actually are. For the duration, you have truesight and notice secret doors hidden by powers, all out to a range of 120 feet.

## TURBULENCE

*At-will light side power*

**Casting Time:** 1 action

**Range:** 60 feet

**Duration:** Instantaneous

Choose one creature, or choose two creatures that are within 5 feet of each other, within range. A target must succeed on a Dexterity saving throw or take 1d6 force damage.

This power's damage increases by 1d6 when you reach 5th, 11th, and 17th level.

## VALOR

*1st-level light side power*

**Prerequisite:** Resistance

**Casting Time:** 1 action

**Range:** 30 feet

**Duration:** Concentration, up to 1 minute

You bless up to three creatures of your choice within range. Whenever a target makes an attack roll or a saving throw before the power ends, the target can roll a d4 and add the number rolled to the attack roll or saving throw.

**Force Potency.** When you cast this power with a force slot of 3rd level or higher, you can target one additional creature for every two slot levels above 1st. When you cast this power at 3rd, 6th, or 9th level, the die increases to d6, d8, and d10, respectively.

## WALL OF LIGHT

*6th-level light side power*

**Casting Time:** 1 action

**Range:** 90 feet

**Duration:** Concentration, up to 10 minutes

You conjure an immense manifestation of destructive light side Force energy. The wall appears within range and lasts for the duration. You can make a straight wall up to 100 feet long, 20 feet high, and 5 feet thick, or a ringed wall up to 60 feet in diameter, 20 feet high, and 5 feet thick. The wall provides three-quarters cover and its space is difficult terrain.

When a creature enters the wall's area for the first time on a turn or starts its turn there, it must make a Dexterity saving throw. On a failed save, the creature takes 6d10 force damage, or half as much on a success.

## WHIRLWIND

*7th-level universal power*

**Casting Time:** 1 action

**Range:** 300 feet

**Duration:** Concentration, up to 1 minute

A whirlwind howls down to a point that you can see on the ground within range. The whirlwind is a 10-foot-radius, 30-foot-high cylinder centered on that point. Until the power ends, you can use your action to move

the whirlwind up to 30 feet in any direction along the ground. The whirlwind sucks up any Medium or smaller objects that aren't secured to anything and that aren't worn or carried by anyone.

A creature must make a Dexterity saving throw the first time on a turn that it enters the whirlwind or that the whirlwind enters its space, including when the whirlwind first appears. A creature takes 10d6 kinetic damage on a failed save, or half as much damage on a successful one. Additionally, a Large or smaller creature that fails the save must succeed on a Strength saving throw or become restrained in the whirlwind until the power ends. When a creature starts its turn restrained by the whirlwind, the creature is pulled 5 feet higher inside it, unless the creature is at the top. A restrained creature moves with the whirlwind and falls when the power ends, unless the creature has some means to stay aloft.

A restrained creature can use an action to make a Strength or Dexterity check against your force save DC. If successful, the creature is no longer restrained by the whirlwind and is hurled 3d6x10 feet away from it in a random direction.

### **WILL OF THE FORCE**

*9th-level light side power*

**Casting Time:** 1 action

**Range:** Self

**Duration:** Instantaneous

You sublimate yourself before the will of the Force, attempting to use it to affect change in the galaxy around you.

The basic use of this power is to duplicate any other light side or universal force power of 8th level or lower. You don't need to meet any requirements in that power; it simply takes effect. Alternatively, you can create one of the following effects of your choice:

- You summon one object to you of up to 250,000 cr in value that isn't an enhanced item. The object can be no more than 300 feet in any dimension, and it appears in an unoccupied space you can see on the ground.
- You allow up to twenty creatures that you can see to regain all hit points, and you end all effects on them described in the *improved restoration* power.
- You grant up to ten creatures that you can see resistance to a damage type you choose.
- You grant up to ten creatures you can see immunity to a single power or other specific enhanced effect for 8 hours. For instance, you could make yourself and all your companions immune to the Manifestation of Abeloth's Will ability.
- You undo a single recent event by forcing a reroll of any roll made within the last round (including your last turn). Reality reshapes itself to accommodate the new result. For example, *will of the force* could undo an opponent's successful save, a foe's critical hit, or a friend's failed save. You can force the reroll to be made with advantage or disadvantage, and you can choose whether to use the reroll or the original roll.

You might be able to achieve something beyond the scope of the above examples. State your wish to the DM as precisely as possible. The DM has great latitude

in ruling what occurs in such an instance; the greater the wish, the greater the likelihood that something goes wrong. This power might simply fail, the effect you desire might only be partly achieved, or you might suffer some unforeseen consequence as a result of how you worded the wish. For example, wishing that a villain were dead might propel you forward in time to a period when that villain is no longer alive, effectively removing you from the game. Similarly, wishing for a legendary enhanced item or artifact might instantly transport you to the presence of the item's current owner.

The stress of casting this power to produce any effect other than duplicating another power weakens you. After enduring that stress, each time you cast a power until you finish a long rest, you take 1d10 necrotic damage per level of that power, which can't be reduced or prevented in any way. Additionally, your Strength drops to 3, if it isn't 3 or lower already, for 2d4 days. For each of those days that you spend resting and doing nothing more than light activity, your remaining recovery time decreases by 2 days. Additionally, there is a 33 percent chance that you are unable to cast *will of the force* ever again if you suffer this stress. Finally, if you are reduced to 0 hit points as a result of this necrotic damage, or at any point before you have fully recovered from the Strength reduction, you immediately die and cannot be resurrected as your body fades away, absorbed into the living Force.

### **WOUND**

*1st-level dark side power*

**Casting Time:** 1 action

**Range:** 60 feet

**Duration:** Instantaneous

You make a piercing gesture at a creature within range. Make a ranged force attack against the target. On a hit, the target takes 2d8 necrotic damage and must make a Constitution saving throw. On a failed save, it is also poisoned until the end of your next turn.

**Force Potency.** When you cast this power using a force slot of 2nd level or higher, the damage increases by 1d8 for each slot level above 1st.

### **WRACK**

*6th-level dark side power*

**Prerequisite:** Plague

**Casting Time:** 1 action

**Range:** 60 feet

**Duration:** Instantaneous

You wrack the body of a creature that you can see with a virulent, disease-like condition. The target must make a Constitution saving throw. On a failed save, it takes 14d6 necrotic damage, or half as much damage on a successful save. The damage can't reduce the target's hit points below 1. If the target fails the saving throw, its hit point maximum is reduced for 1 hour by an amount equal to the necrotic damage it took. Any effect that removes a disease allows a creature's hit point maximum to return to normal immediately.

**Force Potency.** If you cast this power using a force slot of 7th level or higher, the power deals an extra 2d6 damage for each slot level above 6th.



## CHAPTER 12: TECH POWERS

### AT-WILL

Acid Splash  
Acidic Strike  
Assess the Situation  
Combustive Shot  
Cryogenic Burst  
Echo Blast  
Electrical Burst  
Electroshock  
Encrypted Message  
Extinguish  
Haywire  
Illusory Strike  
Ion Blast  
Ionic Strike  
Jet of Flame  
Light  
Mending  
Minor Defibrillation  
Minor Hologram  
Mobile Lights  
On/Off  
Pheromone Burst  
Poison Spray  
Pressure Crush  
Reboot  
Rime Shot  
Rime Strike  
Short Circuit  
Sonic Shot  
Sonic Strike  
Spectrum Ray  
Storming Shot  
Targeting Shot  
Temporary Boost  
Venomous Strike  
Vortex Shot  
Ward  
Warding Shot  
Wire Line

### 1ST-LEVEL

Absorb Energy  
Acid Wind  
Alarm  
Analyze  
Bacta Pack  
Buffer  
Condense/Vaporize  
Copy  
Countermeasures  
Cryogenic Blast  
Cryogenic Wave  
Decryption Program

Detect Enhancement  
Element of Surprise  
Energy Shield  
Execute Command  
Expeditious Retreat  
Flame Sweep  
Flash  
Gleaming Outline  
Hologram  
Holographic Disguise  
Homing Rockets  
Ionic Bond  
Kolto Pack  
Oil Slick  
Overload  
Poison Dart  
Preparedness  
Repair Droid  
Ring of Fire  
Smoke Cloud  
Sonic Fists  
Spectrum Bolt  
Spot the Weakness  
Stack the Deck  
Tactical Barrier  
Target Lock  
Toxin Scan  
Tracer Bolt  
Tracker Droid Interface  
Tranquilizer  
Translation Program  
Voltaic Shield

### 2ND-LEVEL

Acid Dart  
Capacity Boost  
Cryogenic Volley  
Concealed Caltrops  
Darkvision  
Detect Invisibility  
Detect Traps  
Electromesh  
Energetic Burst  
Enhance Droid  
Frequency Scan  
Glide  
Hold Droid  
Implant Message  
Infiltrate  
Kolto Dispenser  
Lock  
Magnetic Hold  
Magnetic Field  
Mirror Image

Motivator Boost  
Overheat  
Paralyze Humanoid  
Pyrotechnics  
Release  
Shared Shielding  
Shatter  
Shocking Ray  
Smuggle  
Toxin Purge  
Translocate  
Truth Serum

### 3RD-LEVEL

Autonomous Servant  
Bestow Virus  
Cryogenic Suspension  
Debilitating Gas  
Destroy Tech  
Diminish Tech  
Enhance Weapon  
Explosion  
Fabricate Trap  
Flaming Shots  
Greater Hologram  
Greater Light  
Greater Translation Program  
Invisibility to Cameras  
Kolto Cloud  
Protection from Energy  
Read Memory  
Remove Virus  
Scramble Interface  
Sabotage Charges  
Sending  
Slow-release Medpac  
Tactical Advantage  
Tech Override  
Tonal Translocate  
Vertical Maneuvering

### 4TH-LEVEL

Ballistic Shield  
Cloaking Screen  
Corrosive Sphere  
Cryogenic Storm  
Defibrillate  
Elemental Accelerant

Holding Cell  
Illusory Terrain  
Kolto Reserve  
Radiation  
Salvo  
Scan Area  
Sensor Probe  
Synchronicity  
Wire Bind

### 5TH-LEVEL

Cryogenic Spray  
Friendly Fire  
Greater Analyze  
Greater Translocate  
Group Hologram  
Immolate  
Mass Repair Droid  
Mislead  
Override Interface  
Paralyze Creature  
Reprogram Droid  
Rewrite Memory  
Shutdown  
Skill Protocol  
Toxic Cloud

### 6TH-LEVEL

Carbon Fog  
Carbonite  
Contingency  
Disperse Energy  
Disintegrate  
Find the Path  
Firestorm  
Kolto Infusion  
Programmed Illusion  
Scrambling Barrier  
Security Protocols  
Superior Translation Program

### 7TH-LEVEL

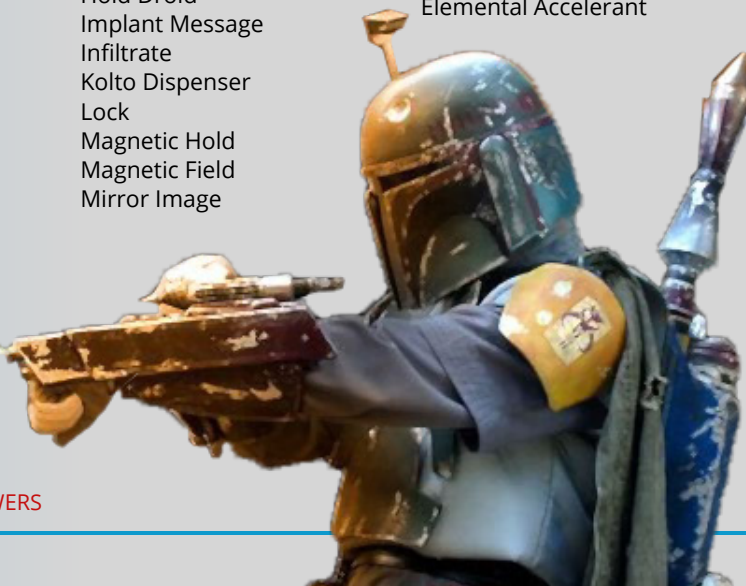
Cage  
Delayed Explosion  
Greater Sabotage Charges  
Neurotoxin  
Project Hologram  
Tactical Superiority

### 8TH-LEVEL

Antipathy/Sympathy  
Energizing Aura  
Incendiary Cloud  
Scrambling Field  
Stun Dart

### 9TH-LEVEL

Carbonite Explosion  
Greater Explosion  
Greater Salvo  
Invulnerability  
Kolto Waves  
Predictive AI



## ABSORB ENERGY

*1st-level tech power*

**Casting Time:** 1 reaction, which you take when you take acid, cold, energy, fire, ion, kinetic, lightning, or sonic damage

**Range:** Self

**Duration:** 1 round

The power captures some of the incoming energy, lessening its effect on you and storing it for your next melee attack. You have resistance to the triggering damage type until the start of your next turn. Also, the first time you hit with a melee attack on your next turn, the target takes an extra 1d6 damage of the triggering type, and the power ends.

**Overcharge Tech.** When you cast this power using a power slot of 2nd level or higher, the extra damage increases by 1d6 for each slot level above 1st.

## ACID DART

*2nd-level tech power*

**Casting Time:** 1 action

**Range:** 90 feet

**Duration:** Instantaneous

A shimmering green dart streaks toward a target within range and bursts in a spray of acid. Make a ranged tech attack against the target. On a hit, the target takes 4d4 acid damage immediately and 2d4 acid damage at the end of its next turn. On a miss, the dart splashes the target with acid for half as much of the initial damage and no damage at the end of its next turn.

**Overcharge Tech.** When you cast this power using a tech slot of 3rd level or higher, the damage (both initial and later) increases by 1d4 for each slot level above 2nd.

## ACID SPLASH

*At-will tech power*

**Casting Time:** 1 action

**Range:** 60 feet

**Duration:** Instantaneous

You emit a burst of acid. Choose one creature within range, or choose two creatures within range that are within 5 feet of each other. A target must succeed on a Dexterity saving throw or take 1d6 acid damage.

This power's damage increases by 1d6 when you reach 5th level (2d6), 11th level (3d6), and 17th level (4d6).

## ACID WIND

*1st-level tech power*

**Casting Time:** 1 action

**Range:** Self (15-foot cube)

**Duration:** Instantaneous

You produce a breeze full of stinging acid droplets. Each creature in a 15-foot cube originating from you must make a Constitution saving throw. On a failed save, a creature takes 2d4 acid damage and is blinded until the end of your next turn. On a successful save, the creature takes half as much damage and isn't blinded.

**Overcharge Tech.** When you cast this power using a tech slot of 2nd level or higher, the damage increases by 1d4 for each slot level above 1st.

## ACIDIC STRIKE

*At-will tech power*

**Casting Time:** 1 action

**Range:** Varies

**Duration:** 1 round

As part of the action used to cast this power, you must make a melee weapon attack against one creature within your reach, otherwise the power fails. On a hit, the target suffers the attack's normal effects, and it becomes sheathed in a thick acidic slime until the start of your next turn. Until the start of your next turn, if the target becomes grappled, or succeeds in grappling or maintaining a grapple, the slime is pressed into its body, causing it to immediately take 1d8 acid damage.

This power's damage increases when you reach higher levels. At 5th level, the melee attack deals an extra 1d8 acid damage to the target, and the damage the target takes for taking grappling or maintaining a grapple increases to 2d8. Both damage rolls increase by 1d8 at 11th level and 17th level.

## ALARM

*1st-level tech power*

**Casting Time:** 1 minute

**Range:** 30 feet

**Duration:** 8 hours

You set an alarm against unwanted intrusion. Choose a door, a window, or an area within range that is no larger than a 20-foot cube. Until the power ends, an alarm alerts you whenever a Tiny or larger creature touches or enters the warded area. When you cast the power, you can designate creatures that won't set off the alarm. You also choose whether the alarm is mental or audible.

A silent alarm alerts you with a ping in your mind if you are within 1 mile of the warded area. This ping awakens you if you are sleeping.

An audible alarm produces the sound of a hand bell for 10 seconds within 60 feet.

## ANALYZE

*1st-level tech power*

**Casting Time:** 1 minute

**Range:** Touch

**Duration:** Instantaneous

You choose one object that you must touch throughout the casting of the power. If it is an enhanced or modified item, you learn its properties and how to use them, whether it requires attunement to use, and how many charges it has, if any. You learn whether any powers are affecting the item and what they are. If the item was created by a power, you learn which power created it.

If you instead touch a creature throughout the casting, you learn what tech powers, if any, are currently affecting it.

## ANTIPATHY/SYMPATHY

8th-level tech power

**Casting Time:** 1 hour

**Range:** 60 feet

**Duration:** 10 days

This power attracts or repels creatures of your choice. You target something within range, either a Huge or smaller object or creature or an area that is no larger than a 200-foot cube. Then specify a kind of intelligent creature, such as rancors, kath hounds, or twi'leks. You invest the target with an aura that either attracts or repels the specified creatures for the duration. Choose antipathy or sympathy as the aura's effect.

**Antipathy.** The power causes creatures of the kind you designated to feel an intense urge to leave the area and avoid the target. When such a creature can see the target or comes within 60 feet of it, the creature must succeed on a Wisdom saving throw or become frightened. The creature remains frightened while it can see the target or is within 60 feet of it. While frightened by the target, the creature must use its movement to move to the nearest safe spot from which it can't see the target. If the creature moves more than 60 feet from the target and can't see it, the creature is no longer frightened, but the creature becomes frightened again if it regains sight of the target or moves within 60 feet of it.

**Sympathy.** The power causes the specified creatures to feel an intense urge to approach the target while within 60 feet of it or able to see it. When such a creature can see the target or comes within 60 feet of it, the creature must succeed on a Wisdom saving throw or use its movement on each of its turns to enter the area or move within reach of the target. When the creature has done so, it can't willingly move away from the target.

If the target damages or otherwise harms an affected creature, the affected creature can make a Wisdom saving throw to end the effect, as described below.

**Ending the Effect.** If an affected creature ends its turn while not within 60 feet of the target or able to see it, the creature makes a Wisdom saving throw. On a successful save, the creature is no longer affected by the target and recognizes the feeling of repugnance or attraction as unnatural. In addition, a creature affected by the power is allowed another Wisdom saving throw every 24 hours while the power persists.

A creature that successfully saves against this effect is immune to it for 1 minute, after which time it can be affected again.

## ASSESS THE SITUATION

At-will tech power

**Casting Time:** 1 action

**Range:** 30 feet

**Duration:** Concentration, up to 1 round

You take a sensory snapshot of a target within range. Your tech grants you a brief insight into the target's defenses. You have advantage on the next attack roll you make against the target before the end of your next turn.

This power benefits additional attacks at higher levels: two attacks at 5th level, three attacks at 11th level, and four attacks at 17th level.

## AUTONOMOUS SERVANT

3rd-level tech power

**Casting Time:** 1 minute

**Range:** Touch

**Duration:** 8 hours, or until the end of your next short or long rest; whichever happens first

You touch one Tiny, unenhanced object that isn't attached to another object or a surface and isn't being carried by another creature. The target animates and gains little arms and legs, becoming a creature under your control until the power ends or the creature drops to 0 hit points. See the stat block for its statistics.

## SERVANT

*Tiny construct, unaligned*

**Armor Class** 15 (natural armor)

**Hit Points** 10 (4d4)

**Speed** 30 feet, climb 30 feet

STR	DEX	CON	INT	WIS	CHA
4 (-3)	16 (+3)	10 (+0)	2 (-4)	10 (+0)	1 (-5)

**Damage Vulnerabilities** ion

**Damage Resistances** necrotic, poison, psychic

**Condition Immunities** charmed, deafened, exhaustion, poisoned

**Senses** blindsight 60 feet (blind beyond this radius), passive Perception 10

**Languages** —

**Circuitry.** The construct has disadvantage on saving throws against effects that would deal ion or lightning damage.

## ACTIONS

**Slam.** *Melee Weapon Attack:* +4 to hit, reach 5 feet, one target. *Hit* 5 (1d4 + 3) kinetic damage.

As a bonus action, you can nonverbally command the creature if it is within 120 feet of you. (If you control multiple creatures with this power, you can command any or all of them at the same time, issuing the same command to each one.) You decide what action the creature will take and where it will move during its next turn, or you can issue a simple, general command, such as to fetch a code cylinder, stand watch, or stack some small objects. If you issue no commands, the servant does nothing other than defend itself against hostile creatures. Once given an order, the servant continues to follow that order until its task is complete.

When the creature drops to 0 hit points, it reverts to its original form, and any remaining damage carries over to that form.

The creature is considered a valid target for the *tracker droid interface* power.



**Overcharge Tech.** When you cast this power using a tech slot of 4th level or higher, you can animate two additional objects for each slot level above 3rd.

### **BACTA PACK**

*1st-level tech power*

**Casting Time:** 1 action

**Range:** 60 feet

**Duration:** 1 minute

You create a luminescent pack of bacta in any space, occupied or unoccupied, within range. The pack remains in its space until it is activated by any creature you choose. If the space you choose is occupied by a creature you have designated, it can use its reaction to immediately activate the pack; otherwise, a creature within 5 feet of the pack can use a bonus action to touch it and activate it.

When the pack is activated by a designated creature, that creature regains hit points equal to 1d6 + your techcasting modifier, and the pack is consumed. If the power ends before the pack has been activated, it becomes useless and disintegrates. This power has no effect on droids or constructs.

**Overcharge Tech.** When you cast this power using a tech slot of 2nd level or higher, you may either increase the healing of a single pack by 1d6 for each slot level above 1st, or create another pack in a separate space, with one additional pack for each slot level above 1st.

### **BALLISTIC SHIELD**

*4th-level tech power*

**Casting Time:** 1 action

**Range:** Self

**Duration:** Concentration, up to 1 hour

A flickering blue shield surrounds your body. Until the power ends, you have resistance to kinetic, energy, and ion damage.

### **BESTOW VIRUS**

*3rd-level tech power*

**Casting Time:** 1 action

**Range:** Touch

**Duration:** Concentration, up to 1 minute

You touch a droid, construct, or a creature with a tech focus, and it must succeed on an Intelligence saving throw or receive a tech-based curse for the duration of the power. When you cast this power, choose the nature of the curse from the following options:

- Choose one ability score. While cursed, the target has disadvantage on ability checks and saving throws made with that ability score.
- While cursed, the target has disadvantage on attack rolls against you.
- While cursed, the target must make an Intelligence saving throw at the start of each of its turns. If it fails, it wastes its action that turn doing nothing.
- While the target is cursed, your attacks and powers deal an extra 1d8 lightning damage to the target.

A *remove virus* power ends this effect. At the GM's discretion, you may choose an alternative curse effect, but it should be no more powerful than those described above. The GM has final say on such a curse's effect.

**Overcharge Tech.** If you cast this power using a tech slot of 4th level or higher, the duration is concentration, up to 10 minutes. If you use a tech slot of 5th level or higher, the duration is 8 hours. If you use a tech slot of 7th level or higher, the duration is 24 hours. If you use a 9th-level tech slot, the power lasts until it is dispelled. Using a tech slot of 5th level or higher grants a duration that doesn't require concentration.

### **BUFFER**

*1st-level tech power*

**Casting Time:** 1 action

**Range:** Self

**Duration:** 1 hour

You gain 1d4 + 4 temporary hit points for the duration.

**Overcharge Tech.** When you cast this power using a tech slot of 2nd level or higher, you gain 5 additional temporary hit points for each slot level above 1st.

### **CAGE**

*7th-level tech power*

**Casting Time:** 1 action

**Range:** 100 feet

**Duration:** 1 hour

An immobile, invisible, cube-shaped prison composed of energy springs into existence around an area you choose within range. The prison can be a cage or a solid box as you choose.

A prison in the shape of a cage can be up to 20 feet on a side and is made from 1/2-inch diameter bars spaced 1/2 inch apart.

A prison in the shape of a box can be up to 10 feet on a side, creating a solid barrier that prevents any matter from passing through it and blocking any powers cast into or out of the area.

When you cast the power, any creature that is completely inside the cage's area is trapped. Creatures only partially within the area, or those too large to fit inside the area, are pushed away from the center of the area until they are completely outside the area.

A creature inside the cage can't leave it by unenhanced means. If the creature tries to teleport to leave the cage, it must first make a Charisma saving throw. On a success, the creature can use that power to exit the cage. On a failure, the creature can't exit the cage and wastes the use of the power or effect.

This power can't be dispelled.

## CAPACITY BOOST

*2nd-level tech power*

**Casting Time:** 1 bonus action

**Range:** Touch

**Duration:** Concentration, up to 1 minute

You empower a blaster weapon you are holding. For the duration, you can reload the weapon once on each of your turns without using an action, and as a bonus action on each of your turns you can make one attack with the weapon.

**Overcharge Tech.** When you cast this power using a tech slot of 5th level or higher, you can make two attacks with your bonus action, instead of one.

## CARBON FOG

*6th-level tech power*

**Casting Time:** 1 action

**Range:** 120 feet

**Duration:** Concentration, up to 1 minute

You create a cloud of icy fog in a 20-foot-radius sphere centered on a point you can see. The sphere extends around corners, and its area is heavily obscured. The fog is semi-solid, and its area is considered difficult terrain. Each creature that enters the power's area for the first time on a turn or starts its turn there takes 4d6 cold damage and gains 1 slowed level until the end of its turn. The fog lasts for the duration of the power or until it's dispersed by a wind of moderate or greater speed (at least 10 mph).

## CARBONITE

*6th-level tech power*

**Casting Time:** 1 action

**Range:** 60 feet

**Duration:** Concentration, up to 1 minute

You attempt to freeze one creature that you can see within range into carbonite. The creature must make a Constitution saving throw. On a failed save, it is restrained as its flesh begins to harden. On a successful save, the creature isn't affected.

A creature restrained by this power must make another Constitution saving throw at the end of each of its turns. If it successfully saves against this power three times, the power ends. If it fails its saves three times, it is turned to stone and subjected to the petrified condition for the duration. The successes and failures don't need to be consecutive; keep track of both until the target collects three of a kind.

If the creature is physically broken while frozen in carbonite, it suffers from similar deformities if it reverts to its original state.

If you maintain your concentration on this power for the entire possible duration, the creature is frozen in carbonite until the effect is removed.

## CARBONITE EXPLOSION

*9th-level tech power*

**Casting Time:** 1 action

**Range:** 250 feet

**Duration:** Instantaneous

You generate an explosion of cryogenic energy in a 60-foot-radius sphere centered on a point you can see

within range. Each creature in the affected area must make a Constitution saving throw. On a failed save, the creature takes 8d6 + 20 cold damage and is restrained for 1 minute as it is encased in carbonite. On a successful save, the creature takes half damage and is restrained until the end of its next turn.

As an action, a restrained creature can make a Strength check against your tech save DC, ending this effect on itself on a success.

A creature reduced to 0 hit points by this power dies instantly, as its body shatters into frozen chunks.

## CLOAKING SCREEN

*4th-level tech power*

**Casting Time:** 1 action

**Range:** Touch

**Duration:** Concentration, up to 1 minute

You or a creature you touch becomes invisible until the power ends. Anything the target is wearing or carrying is invisible as long as it is on the target's person.

## COMBUSTIVE SHOT

*At-will tech power*

**Casting Time:** 1 action

**Range:** Varies

**Duration:** 1 round

As part of the action used to cast this power, you must make a ranged weapon attack against one creature within your weapon's range, otherwise the power fails. On a hit, the target suffers the attack's normal effects, and it ignites in flame. At the start of your next turn, the creature takes fire damage equal to your techcasting ability modifier. If the target or a creature within 5 feet of it uses an action to put out the flames, or if some other effect douses the flames, the effect ends.

This power's damage increases when you reach higher levels. At 5th level, the ranged attack deals an extra 1d6 fire damage to the target, and the damage at the start of your next turn increases to 1d4 + your tech casting ability modifier. Both damage rolls increase by 1d6 and 1d4, respectively, at 11th level and 17th level.

## CONCEALED CALTROP

*2nd-level tech power*

**Casting Time:** 1 action

**Range:** 150 feet

**Duration:** Concentration, up to 1 hour

You scatter a large number of caltrops across ground in a 20-foot radius centered on a point within range. These caltrops pierce deep into the feet and boots of anyone who walks upon them. The area becomes difficult terrain for the duration. When a creature moves into or within the area, it takes 2d4 kinetic damage for every 5 feet it travels.

The caltrops are nearly invisible to the naked eye. Any creature that can't see the area at the time the power is cast must make a Wisdom (Perception) check against your tech save DC to notice the caltrops before entering the area.

## CONDENSE/VAPORIZE

1st-level tech power

**Casting Time:** 1 action

**Range:** 30 feet

**Duration:** Instantaneous

In an open container, you can create up to 10 gallons of drinkable water. You may also produce a rain that falls within a 30-foot cube and extinguishes open-air flames. You can destroy the same amount of water in an open container, or destroy a 30-foot cube of fog.

**Overcharge Tech.** When you cast this power using a tech slot of 2nd level or higher, the amount of water you can create increases by 10 gallons, or the size of the cube increases by 5 feet, for each slot level above 1st.

## CONTINGENCY

6th-level tech power

**Casting Time:** 10 minutes

**Range:** Self

**Duration:** 10 days

Choose a tech power of 5th-level or lower that you can cast, that has a casting time of 1 action, and that can target you. You cast that power, called the contingent power, as part of casting contingency, expending tech points for both, but the contingent power doesn't come into effect. Instead, it takes effect when a certain circumstance occurs. You describe that circumstance when you cast the two powers.

The contingent power takes effect immediately after the circumstance is met for the first time, whether or not you want it to, and then contingency ends.

The contingent power takes effect only on you, even if it can normally target others. You can use only one contingency power at a time. If you cast this power again, the effect of another contingency power on you ends. Also, contingency ends on you if your tech focus is ever not on your person.

## COPY

1st-level tech power

**Casting Time:** 1 action

**Range:** Touch

**Duration:** Instantaneous

This power creates a perfect duplicate of any written, drawn, or digital visual, audio or text-based data that you touch onto a datapad or datacard you supply. You can copy up to 10 pages of text or 10 minutes of visual or audio data with one casting of this power. Enhanced documents, such as datacrons, blueprints, or encrypted documents, can't be copied with this power.

## CORROSIVE SPHERE

4th-level tech power

**Casting Time:** 1 action

**Range:** 150 feet

**Duration:** Instantaneous

You create a globule of acid and hurl it at a point within range, where it explodes in a 20-foot-radius sphere. Each creature in that area must make a Dexterity saving throw. On a failed save, a creature takes 10d4 acid damage and another 5d4 acid damage at the end of its next turn. On a successful save, a creature takes half the initial damage and no damage at the end of its next turn.

**Overcharge Tech.** When you cast this power using a tech slot of 5th level or higher, the initial damage increases by 2d4 for each slot level above 4th.

## COUNTERMEASURES

1st-level tech power

**Casting Time:** 1 action

**Range:** Self

**Duration:** 10 minutes

For the duration, you gain the following benefits:

- You are immune to the *homing rockets* tech power.
- You and objects you are wearing or carrying cannot be detected by tech powers that reveal your location, such as *scan area* or *frequency scan*, unless the caster makes a successful Intelligence saving throw.
- Creatures have disadvantage on Wisdom (Survival) checks to track you.

## CRYOGENIC BLAST

1st-level tech power

**Casting Time:** 1 action

**Range:** 60 feet

**Duration:** Instantaneous

You release a shard of cryogenic energy at one creature within range. Make a ranged tech attack against the target. On a hit, the target takes 1d10 kinetic damage. Hit or miss, the shard then explodes. The target and each creature within 5 feet of it must succeed on a Dexterity saving throw or take 2d6 cold damage.

**Overcharge Tech.** When you cast this power using a tech slot of 2nd level or higher, the cold damage increases by 1d6 for each slot level above 1st.

## CRYOGENIC BURST

At-will tech power

**Casting Time:** 1 action

**Range:** 60 feet

**Duration:** Instantaneous

You emit a burst of cold energy at a creature within range. Make a ranged tech attack against the target. On a hit, it takes 1d8 cold damage, and gains 1 slowed level until the start of your next turn.

The power's damage increases by 1d8 when you reach 5th level (2d8), 11th level (3d8), and 17th level (4d8).



### CRYOGENIC SPRAY

*5th-level tech power*

**Casting Time:** 1 action

**Range:** Self

**Duration:** Instantaneous

A blast of cold air erupts from you. Each creature in a 60-foot cone must make a Constitution saving throw. On a failed save, a creature takes 8d8 cold damage, and gains 1 slowed level until the start of your next turn. On a successful save, a creature takes half as much damage and isn't slowed.

A creature killed by this power becomes frozen in carbonite.

**Overcharge Tech.** When you cast this power using a tech slot of 6th level or higher, the damage increases by 1d8 for each slot level above 5th.

### CRYOGENIC STORM

*4th-level tech power*

**Casting Time:** 1 action

**Range:** 120 feet

**Duration:** Instantaneous

A storm of cryogenic energy encompasses the ground in a 20-foot-radius, 40-foot-high cylinder centered on a point within range. Each creature in the cylinder must make a Dexterity saving throw. A creature takes 2d8 kinetic damage and 4d6 cold damage on a failed save, or half as much damage on a successful one.

The storm's area of effect becomes difficult terrain until the end of your next turn.

**Overcharge Tech.** When you cast this power using a tech slot of 5th level or higher, the kinetic damage increases by 1d8 for each slot level above 4th.

### CRYOGENIC SUSPENSION

*3rd-level tech power*

**Casting Time:** 1 action

**Range:** 30 feet

**Duration:** Concentration, up to 1 minute

Choose up to six creatures of your choice in a 40-foot cube within range. Each target must succeed on a Dexterity saving throw or be affected by this power for the duration.

An affected target gains 1 slowed level, it takes a -2 penalty to AC and Dexterity saving throws, and it can't use reactions. On its turn, it can use either an action or a bonus action, not both. Regardless of the creature's abilities or items, it can't make more than one melee or ranged attack during its turn.

If the creature attempts to cast a power with a casting time of 1 action, roll a d20. On an 11 or higher, the power doesn't take effect until the creature's next turn, and the creature must use its action on that turn to complete the power. If it can't, the power is wasted.

A creature affected by this power makes another Dexterity saving throw at the end of its turn. On a successful save, the effect ends for it.

### CRYOGENIC VOLLEY

*2nd-level tech power*

**Casting Time:** 1 action

**Range:** 90 feet

**Duration:** Instantaneous

An explosion of cold energy erupts from a point you choose within range. Each creature in a 5-foot-radius sphere centered on that point must make a Dexterity saving throw. On a failed save, a creature takes 3d6 cold damage, and gains 1 slowed level until the start of your next turn. On a successful save, a creature takes half as much damage and isn't slowed.

**Overcharge Tech.** When you cast this power using a tech slot of 3rd level or higher, the damage increases by 1d6 for each slot level above 2nd.

### CRYOGENIC WAVE

*1st-level tech power*

**Casting Time:** 1 action

**Range:** Self (15-foot cone)

**Duration:** Instantaneous

A wave of cold energy spreads out from you. Each creature in a 15-foot cone must make a Constitution saving throw. On a failed save, a creature takes 2d6 cold damage and gains 1 slowed level until the end of its next turn. On a success, it takes half as much damage, and suffers no additional effect.

**Overcharge Tech.** When you cast this power using a tech slot of 2nd level or higher, the damage increases by 1d6 for each slot level above 1st. At 3rd level or above, a creature gains 2 slowed levels on a failed save. At 5th level or above, a creature gains 3 slowed levels on a failed save. At 7th level or above, a creature gains 4 slowed levels on a failed save.

### DARKVISION

*2nd-level tech power*

**Casting Time:** 1 action

**Range:** Touch

**Duration:** 8 hours

You touch a willing creature to grant it the ability to see in the dark. For the duration, that creature has darkvision out to a range of 60 feet.

### DEBILITATING GAS

*3rd-level tech power*

**Casting Time:** 1 action

**Range:** 90 feet

**Duration:** Concentration, up to 1 minute

You create a 20-foot-radius sphere of gas centered on a point. The cloud spreads around corners and its area is heavily obscured. It lingers in the air for the duration.

Each creature completely in the cloud at the start of its turn must make a Constitution save against poison. On a failure, the creature does nothing that turn. Creatures that don't need to breathe or are immune to poison automatically succeed.

A wind of 10mph disperses the cloud after 4 rounds. A wind of 20mph disperses it after 1 round.

## DECRYPTION PROGRAM

*1st-level tech power*

**Casting Time:** 1 action

**Range:** Self

**Duration:** Concentration, up to 1 hour

You gain insight into an encrypted message you are holding when you cast this power, granting you advantage on ability checks you make to decipher the document.

## DEFIBRILLATE

*4th-level tech power*

**Casting Time:** 1 action

**Range:** Touch

**Duration:** Instantaneous

You touch a creature that has died within the last minute and administer a shock to restore it to life. That creature returns to life with 1 hit point. This power can't return to life a creature that has died of old age, nor can it restore any missing body parts. If the creature is lacking body parts or organs integral for its survival—its head, for instance—the power automatically fails. Once this power has restored a creature to life, it cannot benefit from this power again until it finishes a short or long rest.

## DELAYED EXPLOSION

*7th-level tech power*

**Casting Time:** 1 action

**Range:** 150 feet

**Duration:** Concentration, up to 1 minute

You create a delayed explosion at a point within range. When the power ends, either because your concentration is broken or because you decide to end it, the explosion occurs. Each creature in a 20-foot-radius sphere centered on that point must make a Dexterity saving throw. A creature takes fire damage equal to the total accumulated damage on a failed save, or half as much damage on a successful one.

The power's base damage is 12d6. If at the end of your turn the explosion has not yet occurred, the damage increases by 1d6.

If the explosion is touched before the interval has expired, the creature touching it must make a Dexterity saving throw. On a failed save, the power ends immediately, causing the explosion.

The fire spreads around corners. It ignites flammable objects in the area that aren't being worn or carried.

**Overcharge Tech.** When you cast this power using a tech slot of 8th level or higher, the base damage increases by 1d6 for each slot level above 7th.

## DESTROY TECH

*3rd-level tech power*

**Casting Time:** 1 action

**Range:** 120 feet

**Duration:** Instantaneous

Make a ranged tech attack against a creature within range. On a hit, the target takes 4d8 ion damage. Additionally, if the target has tech points, it must make an Intelligence saving throw. On a failed save, it loses 5 tech points, as though it expended a tech slot.

**Overcharge Tech.** When you cast this power with a tech slot of 4th level or higher, the ion damage increases by 1d8, and the amount of tech points lost increases by 1 for each slot level above 3rd.

## DETECT ENHANCEMENT

*1st-level tech power*

**Casting Time:** 1 action

**Range:** Self

**Duration:** Concentration, up to 10 minutes

For the duration, you sense the presence of any enhancements within 30 feet of you. If you sense an enhancement in this way, you can use your action to see a faint aura around any visible creature or object in the area that bears an enhancement.

The power is blocked by 1 foot of stone, 1 inch of common metal, a thin sheet of lead, or 3 feet of wood or dirt.

## DETECT INVISIBILITY

*2nd-level tech power*

**Casting Time:** 1 action

**Range:** Self

**Duration:** 1 hour

For the duration, you see invisible creatures and objects as if they were visible.

## DETECT TRAPS

*2nd-level tech power*

**Casting Time:** 1 action

**Range:** Self

**Duration:** Concentration, up to 1 minute

You sense the presence, general location, and nature of any trap within 120 feet of you that is within line of sight. A trap, for this power, includes anything that would inflict a sudden or unexpected effect you consider harmful or undesirable, which was specifically intended by its creator.

While the power is active, you have advantage on Wisdom (Perception) and Intelligence (Investigation) checks to find any traps that are within line of sight.

## DIMINISH TECH

*3rd-level tech power*

**Casting Time:** 1 action

**Range:** 120 feet

**Duration:** Instantaneous

Choose one creature, object, or tech effect within range. Any tech power of 3rd level or lower on the target ends. For each tech power of 4th level or higher on the target, make an ability check using your techcasting ability. The DC equals 10 + the power's level. On a success, the power ends.

**Overcharge Tech.** When you cast this power using a tech slot of 4th level or higher, you automatically end the effects of a tech power on the target if the power's level is equal to or less than the level of the tech slot you used.

## DISINTEGRATE

6th-level tech power

**Casting Time:** 1 action

**Range:** 60 feet

**Duration:** Instantaneous

A blast of corrosive energy emits from you. Choose a target within range.

A creature targeted by this power must make a Dexterity saving throw. On a failed save, the target takes 10d6 + 40 acid damage. If this damage reduces the target to 0 hit points, it is disintegrated.

A disintegrated creature and everything it is wearing and carrying are reduced to a pile of fine gray dust. A creature destroyed in this way can not be revitalized.

This power automatically disintegrates a Large or smaller object. If the target is a Huge or larger object, this power disintegrates a 10-foot-cube portion of it.

**Overcharge Tech.** When you cast this power using a tech slot of 7th level or higher, the damage increases by 3d6 for each slot level above 6th.

## DISPERSE ENERGY

6th-level tech power

**Casting Time:** 1 action

**Range:** Self

**Duration:** Concentration, up to 1 minute

You have resistance to acid, cold, fire, lightning, and sonic damage for the power's duration.

When you take damage of one of those types, you can use your reaction to gain immunity to that type of damage, including against the triggering damage. If you do so, the resistances end, and you have the immunity until the end of your next turn, at which time the power ends.

## ECHO BLAST

At-will tech power

**Casting Time:** 1 action

**Range:** 30 feet

**Duration:** Instantaneous

You emit a reverberating pulse of sound at a target within range. The target must succeed on a Wisdom saving throw or take 1d8 sonic damage.

This power can hit multiple targets in succession when you reach higher levels: two targets at 5th level, three targets at 11th level, and four targets at 17th level. Each target must be within 30 feet of the previous target, and the last target must be no further than 30 feet away from you. You can not target the same creature twice in succession.

## ELECTRICAL BURST

At-will tech power

**Casting Time:** 1 action

**Range:** Self (5-foot sphere)

**Duration:** Instantaneous

You emit a burst of electricity. Each creature within range, other than you, must succeed on a Dexterity saving throw or take 1d6 lightning damage.

This power's damage increases by 1d6 when you reach 5th level (2d6), 11th level (3d6), and 17th level (4d6).

## ELECTROMESH

2nd-level tech power

**Casting Time:** 1 action

**Range:** 60 feet

**Duration:** Concentration, up to 1 hour

You expel a mass of thick, adhesive mesh at a point of your choice within range. The mesh fills a 20-foot cube from that point for the duration. The mesh is difficult terrain and lightly obscures their area.

If the mesh isn't anchored between two solid masses (such as walls) or layered across a floor, wall, or ceiling, the electromesh collapses on itself, and the power ends at the start of your next turn. Mesh layered over a flat surface has a depth of 5 feet.

Each creature that starts its turn in the mesh or that enters it during its turn must make a Dexterity saving throw. On a failed save, the creature is restrained as long as it remains in the mesh or until it breaks free.

A creature restrained by the mesh can use its action to make a Strength check against your tech save DC. If it succeeds, it is no longer restrained.

The mesh is flammable. Any 5-foot cube of electromesh exposed to fire burns away in 1 round, dealing 2d4 fire damage to any creature that starts its turn in the fire.

## ELECTROSHOCK

At-will tech power

**Casting Time:** 1 action

**Range:** Touch

**Duration:** Instantaneous

Lightning springs from you to deliver a shock to a creature you try to touch. Make a melee tech attack against the target. You have advantage on the attack roll if the target is made of metal or wearing armor made of metal. On a hit, the target takes 1d8 lightning damage and becomes shocked until the start of its next turn.

This power's damage increases by 1d8 when you reach 5th level (2d8), 11th level (3d8), and 17th level (4d8).

## ELEMENT OF SURPRISE

1st-level tech power

**Casting Time:** 1 reaction, which you take in response to being damaged by a creature within 60 feet of you that you can see

**Range:** 60 feet

**Duration:** Instantaneous

You expel a sabotage charge at the creature that attacked you. The creature must make a Dexterity saving throw. It takes 2d10 fire damage on a failed save, or half as much damage on a successful one.

**Overcharge Tech.** When you cast this power using a tech slot of 2nd level or higher, the damage increases by 1d10 for each slot level above 1st.



## ELEMENTAL ACCELERANT

*4th-level tech power*

**Casting Time:** 1 action

**Range:** 90 feet

**Duration:** Concentration, up to 1 minute

Choose one creature you can see and one damage type: acid, cold, fire, lightning, or sonic. The target must make a Constitution saving throw. If it fails, the first time on each turn when it takes damage of the chosen type, it takes an extra 2d6 damage of it. The target also loses resistance to the type until the power ends.

**Overcharge Tech.** You can target one additional creature for each slot level above 4th. The creatures must be within 30 feet of each other when you target them.

## ENCRYPTED MESSAGE

*At-will tech power*

**Casting Time:** 1 action

**Range:** 120 feet

**Duration:** 1 round

You point your finger toward a creature within range that possesses a commlink and whisper a message. The target (and only the target) hears the message and can send an encrypted reply that only you can hear. These messages cannot be intercepted or decrypted by unenhanced means.

You can cast this power through solid objects if you are familiar with the target and know it is beyond the barrier. 1 foot of stone, 1 inch of common metal, a thin sheet of lead, or 3 feet of wood blocks the power. The power doesn't have to follow a straight line and can travel freely around corners or through openings.

## ENERGETIC BURST

*2nd-level tech power*

**Casting Time:** 1 action

**Range:** Touch

**Duration:** 10 minutes

A creature you touch gains 10 temporary hit points. While it has these hit points, the creature can add 1d4 to its saving throws. Any remaining temporary hit points are lost when the power ends.

**Overcharge Tech.** When you cast this power with a tech slot of 3rd level or higher, the target gains 5 additional temporary hit points for each slot level above 2nd. When you cast this power at 4th level or higher, the die size increases for every two slot levels above 3rd (d6 at 4th level, d8 at 6th level, d10 at 8th level).

## ENERGIZING AURA

*8th-level tech power*

**Casting Time:** 1 action

**Range:** Self

**Duration:** Concentration, up to 1 minute

Energizing light radiates out from you in a 30-foot radius. Creatures of your choice in that radius when you cast this power have advantage on all saving throws, and other creatures have disadvantage on attack rolls against them until the power ends.

## ENERGY SHIELD

*1st-level tech power*

**Casting Time:** 1 reaction, which you take when you are hit by an attack

**Range:** Self

**Duration:** 1 round

You quickly create an energy shield. Until the start of your next turn, you have a +5 bonus to AC. This includes the triggering attack.

## ENHANCE DROID

*2nd-level tech power*

**Casting Time:** 1 action

**Range:** Touch

**Duration:** Concentration, up to 1 hour

You touch a droid or construct and upgrade one of its aspects. Choose one of the following effects; the target gains that effect until the power ends.

- **Servomotor.** The target has advantage on Strength checks, and its carrying capacity doubles.
- **Motivator.** The target has advantage on Dexterity checks. It also doesn't take damage from falling 20 feet or less if it isn't incapacitated.
- **Power Core.** The target has advantage on Constitution checks. It also gains 2d6 temporary hit points, which are lost when the power ends.
- **Databanks.** The target has advantage on Intelligence checks.
- **Sensors.** The target has advantage on Wisdom checks.
- **Relations Protocols.** The target has advantage on Charisma checks.

**Overcharge Tech.** When you cast this power using a tech slot of 3rd level or higher, you can target one additional droid or construct for each slot level above 2nd.

## ENHANCE WEAPON

*3rd-level tech power*

**Casting Time:** 1 action

**Range:** Touch

**Duration:** Concentration, up to 1 hour

An unenhanced weapon you touch becomes an enhanced weapon. Choose one of these damage types: acid, cold, energy, fire, ion, kinetic, or lightning. For the duration, an unenhanced weapon you touch has a +1 to attack rolls and deals an extra 1d4 damage of the chosen type.

**Overcharge Tech.** When you cast this power using a 5th or 6th level tech slot, the bonus to attack rolls increases to +2 and the extra damage increases to 2d4. When you use a slot of 7th level or higher, the bonus increases to +3 and the extra damage increases to 3d4.

## EXECUTE COMMAND

*1st-level tech power*

**Casting Time:** 1 action

**Range:** 60 feet

**Duration:** 1 round

You dictate a one-word command to a droid or construct you can see within range. The target must succeed on an Intelligence saving throw or follow the command on its next turn. If the construct has the 'Piloted' trait, and has a pilot controlling it that is not incapacitated, it gains a bonus to the saving throw equal to the pilot's Intelligence modifier. Some typical commands and their effects follow. You might issue a command other than one described here. If you do so, the GM determines how the target behaves. If the target can't follow your command, the power ends.

**Approach.** The target moves toward you by the shortest and most direct route, ending its turn if it moves within 5 feet of you.

**Deactivate.** The target falls prone and then ends its turn.

**Drop.** The target drops whatever it is holding and then ends its turn.

**Flee.** The target spends its turn moving away from you by the fastest available means.

**Halt.** The target doesn't move and takes no actions. A flying target stays aloft, provided that it is able to do so. If it must move to stay aloft, it flies the minimum distance needed to remain in the air.

**Overcharge Tech.** When you cast this power using a tech slot of 2nd level or higher, you can affect one additional droid or construct for each slot level above 1st. The creatures must be within 30 feet of each other when you target them.

## EXPEDITIOUS RETREAT

*1st-level tech power*

**Casting Time:** 1 bonus action

**Range:** Self

**Duration:** Concentration, up to 10 minutes

This power gives you a burst of adrenaline that allows you to move at an incredible pace. When you cast this power, and then as a bonus action on each of your turns until the power ends, you can take the Dash action.

## EXPLOSION

*3rd-level tech power*

**Casting Time:** 1 action

**Range:** 150 feet

**Duration:** Instantaneous

You create an explosion at a point within range. Each creature in a 20-foot-radius sphere centered on that point must make a Dexterity saving throw. A target takes 8d6 fire damage on a failed save, or half as much damage on a successful one.

The fire spreads around corners. It ignites flammable objects in the area that aren't being worn or carried.

**Overcharge Tech.** When you cast this power using a tech slot of 4th level or higher, the damage increases by 1d6 for each slot level above 3rd.

## EXTINGUISH

*At-will tech power*

**Casting Time:** 1 action

**Range:** 30 feet (5-foot cube)

**Duration:** Instantaneous

You spray carbon foam in a 5-foot cube originating from a point within range. Flames within the affected area are instantly quenched, and objects within the affected area cannot be ignited for at least one minute. Any creature in the affected area must make a Constitution saving throw or take 1d4 cold damage.

When you reach 5th level, this power can instead target a 10-foot cube within range. You gain additional options of increasing size when you reach 11th level (15-foot cube), and 17th level (20-foot cube).

## FABRICATE TRAP

*3rd-level tech power*

**Casting Time:** 1 hour

**Range:** Touch

**Duration:** Until dispelled or triggered

When you cast this power, you create a trap that will later trigger in response to a certain condition. You must attach it either to a surface (such as a table or a section of floor or wall) or within an object that can be closed or turned on (such as a book, door, or computer terminal) to conceal the trap. The trap can cover an area no larger than 10 feet in diameter. At the GM's discretion, certain actions may cause the trap to break or be rendered inoperative.

The trap is well disguised, and generally and requires a successful Intelligence (Investigation) check against your tech save DC to be found.

You decide what triggers the trap when you cast the power, such as entering a certain area or powering on the object. You can further refine the trigger so the trap activates only under certain circumstances or according to physical characteristics (such as height or weight) or creature kind (for example, the trap could be set to go off only droids or gungans). You can also set conditions for creatures that don't trigger the trap, such as those who say a certain password.

You may only have one instance of this trap active at a time. If you cast another trap before the previous one is triggered, the other trap becomes inert.

When you create the trap, choose an explosive trap or a power trap:

**Explosive Trap.** When triggered, the trap erupts in a 20-foot-radius sphere centered on the trap. The explosion spreads around corners. Each creature in the area must make a Dexterity saving throw. A creature takes 5d8 acid, cold, fire, lightning, or sonic damage on a failed saving throw (your choice when you create the trap), or half as much damage on a successful one.

**Power Trap.** You can store a prepared tech power of 3rd level or lower in the trap by casting it as part of creating the trap. The trap must target a single creature or an area. The power being stored has no immediate effect when cast in this way. When the trap is triggered, the stored power is cast. If the trap has a target, it targets the creature that triggered the trap. If the power affects an area, the area is centered on that creature. If the power requires concentration, it lasts until the end of its full duration.

**Overcharge Tech.** When you cast this power using a tech slot of 4th level or higher, the damage of an explosive trap increases by 1d8 for each slot level above 3rd. If you create a power trap, you can store any power of up to the same level as the slot you use for this power.

### **FIND THE PATH**

*6th-level tech power*

**Casting Time:** 1 minute

**Range:** Self

**Duration:** Concentration, up to 1 day

This power calculates out the shortest, most direct physical route to a specific fixed location that you are familiar with on the same planet. If you name a destination that moves (such as a mobile fortress), or a destination that isn't specific (such as "a Black Sun lair"), the power fails.

For the duration, as long as you are on the same planet as the destination, you know how far it is and in what direction it lies. While you are traveling there, whenever you are presented with a choice of paths along the way, you automatically determine which path is the shortest and most direct route (but not necessarily the safest route) to the destination.

### **FIRESTORM**

*6th-level tech power*

**Casting Time:** 1 action

**Range:** 60 feet

**Duration:** Instantaneous

Choose a point on the ground within range, incinerating everything in a 15-foot radius. All creatures must make a Dexterity saving throw, taking 8d8 fire damage on a failure or half as much on a success. All large or smaller creatures are pushed to the edge of the power's radius. You may choose one creature to be at the very center of the firestorm, if you do so that creature has disadvantage on its saving throw and is knocked prone on a failure.

**Overcharge Tech.** When you cast this power using a tech slot of 7th level or higher, the damage increases by 1d8 and the radius increases by 5 feet for each slot level above 6th.

### **FLAME SWEEP**

*1st-level tech power*

**Casting Time:** 1 action

**Range:** Self (15-foot cone)

**Duration:** Instantaneous

A thin sheet of flames shoots forth from you. Each creature in a 15-foot cone must make a Dexterity saving throw. A creature takes 3d6 fire damage on a failed save, or half as much damage on a successful one.

The fire ignites any flammable objects in the area that aren't being worn or carried.

**Overcharge Tech.** When you cast this power using a tech slot of 2nd level or higher, the damage increases by 1d6 for each slot level above 1st.

### **FLAMING SHOTS**

*3rd-level tech power*

**Casting Time:** 1 action

**Range:** Touch

**Duration:** Concentration, up to 1 hour

You channel tech power through a blaster weapon you are wielding. When a target takes damage from the chosen weapon, the target takes an extra 1d6 fire damage. The power ends when twelve shots have been fired.

**Overcharge Tech.** When you cast this power using a tech slot of 4th level or higher, the number of shots you can take with this power increases by two for each slot level above 3rd.

### **FLASH**

*1st-level tech power*

**Casting Time:** 1 action

**Range:** 90 feet

**Duration:** 1 round

You create a massive flash of light and explosion of sound at a point within range. Roll 6d10; the total is how many hit points of creatures this power can affect. Creatures within 20 feet of the point are affected in ascending order of their current hit points (ignoring unconscious creatures).

Starting with the creature that has the lowest current hit points, each creature affected by this power is blinded until the end of your next turn. Subtract each creature's hit points from the total before moving on to the creature with the next lowest hit points. A creature's hit points must be equal to or less than the remaining total for that creature to be affected.

**Overcharge Tech.** When you cast this power using a tech slot of 2nd level or higher, roll an additional 2d10 for each slot level above 1st.



## **FREQUENCY SCAN**

*2nd-level tech power*

**Casting Time:** 1 action

**Range:** Self

**Duration:** Concentration, up to 10 minutes

For the duration, you can detect electronic transmissions. When you cast the power and as your action on each turn until the power ends, you can focus on any one creature that you can see within 30 feet of you. If the creature you choose does not possess a commlink, or is not a droid or construct, the creature is unaffected.

If the creature possesses a commlink or other communications device, you receive any transmissions it broadcasts or receives for the duration.

Additionally, if the target is a droid or construct, you can read its "thoughts." You initially learn the surface thoughts of the creature—what is most on its mind in that moment. As an action, you can either shift your attention to another creature's thoughts or attempt to probe deeper into the same creature's mind. If you probe deeper, the target must make a Wisdom saving throw. If it fails, you gain insight into its reasoning (if any), and something that looms large in its mind (such as its current objectives). If it succeeds, the power ends. Either way, the target (or its pilot, if it has one) knows that you are probing into its mind, and unless you shift your attention to another creature's thoughts, the creature can use its action on its turn to make an Intelligence check contested by your Intelligence check; if it succeeds, the power ends.

Questions verbally directed at the target creature naturally shape the course of its thoughts, so this power is particularly effective as part of an interrogation.

You can also use this power to detect the presence of droids, constructs, or creatures bearing communications devices you can't see. When you cast the power or as your action during the duration, you can search for transmissions within 30 feet of you. The power can penetrate barriers, but 2 feet of rock, 2 inches of any metal other than lead, or a thin sheet of lead blocks you.

Once you detect the presence of a creature in this way, you can read its thoughts or transmissions for the rest of the duration as described above, even if you can't see it, but it must still be within range.

## **FRIENDLY FIRE**

*5th-level tech power*

**Casting Time:** 1 action

**Range:** 120 feet

**Duration:** Concentration, up to 1 minute

You scramble the targeting protocols of nearby machines. Each droid or construct in a 30-foot-radius sphere centered on a point you choose within range must make an Intelligence saving throw. If a construct has the 'Piloted' trait, and has a pilot controlling it that is not incapacitated, it gains a bonus to the saving throw equal to the pilot's Intelligence modifier. On a failed save, the target loses the ability to distinguish friend from foe, regarding all creatures it can see as enemies until the power ends. Each time the target takes damage, it can repeat the saving throw, ending the effect on itself on a success.

Whenever the affected creature chooses another creature as a target, it must choose the target at random from among the creatures it can see within range of the attack, power, or other ability it's using. If an enemy provokes an opportunity attack from the affected creature, the creature must make that attack if it is able to.

## **GLEAMING OUTLINE**

*1st-level tech power*

**Casting Time:** 1 action

**Range:** 60 feet

**Duration:** Concentration, up to 1 minute

Each object in a 20-foot cube within range is outlined in blue, green, or violet light (your choice). Any creature in the area when the power is cast is also outlined in light if it fails a Dexterity saving throw. For the duration, objects and affected creatures shed dim light in a 10-foot radius.

Any attack roll against an affected creature or object has advantage if the attacker can see it, and the affected creature or object can't benefit from being invisible.

## **GLIDE**

*2nd-level tech power*

**Casting Time:** 1 reaction, which you take when you or a creature within 30 feet of you falls

**Range:** 30 feet

**Duration:** 1 minute

One willing creature gains the ability to glide when falling. For the duration of the power, it falls at a rate of 30 feet per round and can move up to 30 feet horizontally as well on each of its turns. If the creature lands before the power ends, it takes no falling damage and can land on its feet, and the power ends for that creature.

## GREATER ANALYZE

*5th-level tech power*

**Casting Time:** 10 minutes

**Range:** Self

**Duration:** Instantaneous

Name or describe a person, place, or object. This power gives you a summary of significant lore about it. If the thing you named isn't known outside of one planetary system, you gain no information. The more information you already have, the more detailed the information you receive is.

## GREATER EXPLOSION

*9th-level tech power*

**Casting Time:** 1 action

**Range:** 150 feet

**Duration:** Instantaneous

You expell a massive explosion at a point within range. Each creature in a 40-foot-radius sphere centered on that point must make a Dexterity saving throw. A target takes 40d6 fire damage and is knocked prone on a failed save, or half as much damage on a successful one but remain standing.

The fire spreads around corners. It ignites flammable objects in the area that aren't being worn or carried.

## GREATER HOLOGRAM

*3rd-level tech power*

**Casting Time:** 1 action

**Range:** 120 feet

**Duration:** Concentration, up to 10 minutes

You create an image no larger than a 20 foot cube. It appears at a spot you can see and lasts for the duration. It seems completely real, sounds and other sensory effects included. You can't create a sensory effect strong enough to cause damage or a condition.

As long as you are within range of the illusion, you can use your action to make the image to move to any other spot within range. As the image changes location, you can alter it so that its movements appear natural for the image.

Physical interaction with the image reveals it as an illusion. A creature can use its action to determine that it's an illusion with a successful Investigation check. If a creature learns it's an illusion, it can see through the image, and the other sensory qualities become faint to it.

**Overcharge Tech.** The power lasts until dispelled without requiring concentration if cast at 6th-level or higher.

## GREATER LIGHT

*3rd-level tech power*

**Casting Time:** 1 action

**Range:** 60 feet

**Duration:** 1 hour

A 60-foot-radius sphere of light spreads from a point you choose. The sphere is bright light and sheds dim light for an additional 60 feet.

If you chose an object you are holding or one that isn't being worn or carried, the light shines from and moves with the object. Completely covering the object with something opaque blocks the light.

If any of this power's area overlaps with enhanced darkness made by a power of 3rd level or lower, the darkness is dispelled.

## GREATER SABOTAGE CHARGES

*7th-level tech power*

**Casting Time:** 1 action

**Range:** Self

**Duration:** Concentration, up to 10 minutes

You create six medium sabotage charges that last for the power's duration. When you cast the power, and as a bonus action on subsequent turns, you can hurl up to two of the charges to points you choose within 120 feet. Each charge explodes if it reaches the point or hits a solid surface. Each creature within 10 feet of the explosion must make a Dexterity save. The explosion deals 4d6 fire damage on a failure, or half damage on a success.

**Overcharge Tech.** The number of charges created increases by two for each slot level above 7th.

## GREATER SALVO

*9th-level tech power*

**Casting Time:** 1 action

**Range:** 120 feet

**Duration:** Instantaneous

You launch four projectiles at points you can see within range. Each creature within a 20-foot-radius sphere of each point must make a Dexterity saving throw. A creature takes 15d6 fire damage and 15d6 kinetic damage on a failed save, or half as much damage on a successful one. A creature in the area of more than one fiery burst is affected only once.

The power damages objects in the area and ignites flammable objects that aren't being worn or carried.

## GREATER TRANSLATION PROGRAM

*3rd-level tech power*

**Casting Time:** 1 action

**Range:** Touch

**Duration:** 1 hour

This power grants the creature you touch the ability to understand any spoken registered language it hears. Moreover, when the target speaks, any creature that knows at least one registered language and can hear the target understands what it says.

## GREATER TRANSLOCATE

*5th-level tech power*

**Casting Time:** 1 bonus action

**Range:** Self

**Duration:** Concentration, up to 1 minute

Your form shimmers in a holographic configuration, and then collapses. You teleport up to 60 feet to an unoccupied space that you can see. On each of your turns before the power ends, you can use a bonus action to teleport in this way again.

## GROUP HOLOGRAM

*5th-level tech power*

**Casting Time:** 1 action

**Range:** 30 feet

**Duration:** 8 hours

This power allows you to change the appearance of any number of creatures that you can see within range. You give each target you choose a new, illusory appearance. An unwilling target can make a Charisma saving throw, and if it succeeds, it is unaffected by this power.

The power disguises physical appearance as well as clothing, armor, weapons, and equipment. You can make each creature seem 1 foot shorter or taller and appear thin, fat, or in between. You can't change a target's body type, so you must choose a form that has the same basic arrangement of limbs. Otherwise, the extent of the illusion is up to you. The power lasts for the duration, unless you use your action to dismiss it sooner.

The changes wrought by this power fail to hold up to physical inspection. For example, if you use this power to add a hat to a creature's outfit, objects pass through the hat, and anyone who touches it would feel nothing or would feel the creature's head and hair. If you use this power to appear thinner than you are, the hand of someone who reaches out to touch you would bump into you while it was seemingly still in midair.

A creature can use its action to inspect a target and make an Intelligence (Investigation) check against your tech save DC. If it succeeds, it becomes aware that the target is disguised.

## HAYWIRE

*At-will tech power*

**Casting Time:** 1 action

**Range:** 30 feet

**Duration:** Instantaneous

You momentarily surround a creature you can see within range with electronic interference and holographic illusions. The target must succeed on an Intelligence saving throw, or it takes 1d6 lightning damage and moves 5 feet in a random direction if it can move and its speed is at least 5 feet. Roll a d4 for the direction: 1, north; 2, south; 3, east; or 4, west. This movement doesn't provoke opportunity attacks, and if the direction rolled is blocked, the target doesn't move.

The power's damage increases by 1d6 when you reach 5th level (2d6), 11th level (3d6), and 17th level (4d6).

## HOLD DROID

*2nd-level tech power*

**Casting Time:** 1 action

**Range:** 60 feet

**Duration:** Concentration, up to 1 minute

You emit a paralyzing dart at a droid or construct that you can see within range. The target must succeed on a Constitution saving throw or be paralyzed for the duration. At the end of each of its turns, the target can make another Constitution saving throw. On a success, the power ends on the target.

**Overcharge Tech.** When you cast this power using a tech slot of 3rd level or higher, you can target one additional droid or construct for each slot level above 2nd. The targets must be within 30 feet of each other when you target them.

## HOLDING CELL

*4th-level tech power*

**Casting Time:** 1 action

**Range:** 120 feet

**Duration:** Concentration, up to 1 minute

A sphere of shimmering energy springs into being and encloses a creature or object of Large size or smaller within range. An unwilling creature must make a Dexterity saving throw. On a failed save, the creature is enclosed for the duration.

Nothing—not physical objects, energy, or other power effects—can pass through the barrier, in or out, though a creature in the sphere can breathe. The sphere is immune to all damage, and a creature or object inside can't be damaged by attacks or effects originating from outside, nor can a creature inside the sphere damage anything outside it.

The sphere is weightless and just large enough to contain the creature or object inside. An enclosed creature can use its action to push against the sphere's walls and thus roll the sphere at up to half the creature's speed. Similarly, the globe can be picked up and moved by other creatures.

A disintegrate power targeting the globe destroys it without harming anything inside it.

## HOLOGRAPHIC DISGUISE

*1st-level tech power*

**Casting Time:** 1 action

**Range:** Self

**Duration:** 1 hour

Until the power ends or you use an action to dismiss it, you can disguise yourself through the use of a hologram emitter. You can appear to be shorter or taller by about a foot and change the appearance of your body weight, but you cannot change the basic structure of your body. The hologram can include your clothes, armor, weapons, and other belongings on your person.

The illusion is only visual, so any sort of physical contact will only interact with the real size and shape of you. A creature can use its action to make an Intelligence (Investigation) check against your tech save DC, seeing through the hologram on a success.



## HOLOGRAM

*1st-level tech power*

**Casting Time:** 1 action

**Range:** 60 feet

**Duration:** Concentration, up to 10 minutes

You create an image that is no larger than a 15-foot cube. The image appears at a spot within range and lasts for the duration. The image is purely visual. If anything passes through it, it is revealed to be an illusion.

You can use your action to cause the image to move to any spot within range. As the image changes location, you can alter its appearance so that its movements appear natural for the image.

A creature that uses its action to examine the image can determine that it is an illusion with a successful Intelligence (Investigation) check against your tech save DC. If a creature discerns the illusion for what it is, the creature can see through the image.

## HOMING ROCKETS

*1st-level tech power*

**Casting Time:** 1 action

**Range:** 120 feet

**Duration:** Instantaneous

You lock on to one or more targets within range and expel a series of three small explosives. Each explosive hits a creature of your choice that you can see within range. An explosive deals 1d4 + 1 fire damage to its target. The explosives all strike simultaneously, and you can direct them to hit one creature or several.

**Overcharge Tech.** When you cast this power using a tech slot of 2nd level or higher, the power creates one more explosive for each slot level above 1st.

## ILLUSORY STRIKE

*At-will tech power*

**Casting Time:** 1 action

**Range:** Varies

**Duration:** 1 round

As part of the action used to cast this power, you must make a melee weapon attack against one creature within your reach, otherwise the power fails. On a hit, the target suffers the attack's normal effects, and you create an illusory duplicate of yourself in your space that only the target can see. The target has disadvantage on the next attack roll it makes against you before the start of your next turn.

This power creates multiple duplicates when you reach higher levels. At 5th level, you create a second illusory duplicate, and the target has disadvantage on the next two attacks it makes against you before the start of your next turn. The number of duplicates and attacks with disadvantage increases to three at 11th level and four at 17th level.

## ILLUSORY TERRAIN

*4th-level tech power*

**Casting Time:** 10 minutes

**Range:** 300 feet

**Duration:** 24 hours

You make terrain in a 150-foot cube in range look, sound, and smell like some other sort of terrain.

The tactile characteristics of the terrain are unchanged, so creatures entering the area are likely to see through the illusion. If the difference isn't obvious by touch, a creature carefully examining the illusion can attempt an Intelligence (Investigation) check against your tech save DC to disbelieve it. A creature who discerns the illusion for what it is, sees it as a vague image superimposed on the terrain.

## IMMOLATE

*5th-level tech power*

**Casting Time:** 1 action

**Range:** 90 feet

**Duration:** Concentration, up to 1 minute

Flames wreath one creature you can see within range. The target must make a Dexterity saving throw. It takes 8d6 fire damage on a failed save, or half as much damage on a successful one. On a failed save, the target also burns for the power's duration. The burning target sheds bright light in a 30-foot radius and dim light for an additional 30 feet. At the end of each of its turns, the target repeats the saving throw. It takes 4d6 fire damage on a failed save, and the power ends on a successful one. These enhanced flames can't be extinguished by unenhanced means.

If damage from this power kills a target, the target is turned to ash.

## IMPLANT MESSAGE

*2nd-level tech power*

**Casting Time:** 1 minute

**Range:** 30 feet

**Duration:** Until dispelled

You implant a message within an object in range, a message that is uttered when a trigger condition is met. Choose an object that you can see and that isn't being worn or carried by another creature. Then speak the message, which must be 25 words or less, though it can be delivered over as long as 10 minutes. Finally, determine the circumstance that will trigger the power to deliver your message.

When that circumstance occurs, the message is recited in your voice and at the same volume you spoke. When you cast this power, you can have the power end after it delivers its message, or it can remain and repeat its message whenever the trigger occurs.

The triggering circumstance can be as general or as detailed as you like, though it must be based on visual or audible conditions that occur within 30 feet of the object. For example, you could instruct the message to play when any creature moves within 30 feet of the object or when a bell rings within 30 feet of it.

## INCENDIARY CLOUD

*8th-level tech power*

**Casting Time:** 1 action

**Range:** 150 feet

**Duration:** Concentration, up to 1 minute

You create a swirling cloud of smoke shot through with white-hot embers in a 20-foot-radius sphere centered on a point within range. The cloud spreads around corners and is heavily obscured. It lasts for the duration or until a wind of moderate or greater speed (at least 10 miles per hour) disperses it.

When the cloud appears, each creature in it must make a Dexterity saving throw. A creature takes 10d8 fire damage on a failed save, or half as much damage on a successful one. A creature must also make this saving throw when it enters the power's area for the first time on a turn or ends its turn there.

The cloud moves 10 feet directly away from you in a direction that you choose at the start of each of your turns.

## INFILTRATE

*2nd-level tech power*

**Casting Time:** 1 action

**Range:** Touch

**Duration:** Concentration, up to 1 hour

A creature you touch becomes invisible. Anything the target is carrying is invisible as long as it is on the target. The power ends if the target attacks, casts a power, or otherwise takes a hostile action.

**Overcharge Tech.** You can target one additional creature for each slot level above 2nd.

## INVISIBILITY TO CAMERAS

*3rd-level tech power*

**Casting Time:** 1 action

**Range:** 10 feet

**Duration:** Concentration, up to 1 minute

Up to four creatures of your choice become undetectable to electronic sensors and cameras. Anything the target is wearing or carrying is also undetectable, so long as it's on the target's person. The target is still visible to regular vision.

## INVULNERABILITY

*9th-level tech power*

**Casting Time:** 1 action

**Range:** Self

**Duration:** Concentration, up to 10 minutes

A flickering blue aura shimmers into being around you. Until the power ends, you are immune to all damage.

## ION BLAST

*At-will tech power*

**Casting Time:** 1 action

**Range:** 60 feet

**Duration:** Instantaneous

You create a blast of ion energy. Choose one creature within range, or choose two creatures within range that are within 5 feet of each other. A target must succeed on a Dexterity saving throw or take 1d4 ion damage.

This power's damage increases by 1d4 when you reach 5th level (2d4), 11th level (3d4), and 17th level (4d4).

## IONIC BOND

*1st-level tech power*

**Casting Time:** 1 bonus action

**Range:** 30 feet

**Duration:** Concentration, up to 1 minute

A beam of ion energy lances out toward a creature within range, forming a sustained line between you and the target. Make a ranged tech attack against that creature. On a hit, the target takes 1d8 ion damage, and on each of your turns for the duration, you can use a bonus action to deal 1d8 ion damage to the target automatically. The power ends if you use your bonus action to do anything else. The power also ends if the target is ever outside the power's range or if it has total cover from you.

**Overcharge Tech.** When you cast this power using a tech slot of 2nd level or higher, the initial damage increases by 1d8 for each slot level above 1st.

## IONIC STRIKE

*At-will tech power*

**Casting Time:** 1 action

**Range:** Varies

**Duration:** 1 round

As part of the action used to cast this power, you must make a melee weapon attack against one creature within your reach, otherwise the power fails. On a hit, the target suffers the attack's normal effects, and it becomes wreathed in an ionic discharge. If the target willingly takes a reaction before the start of your next turn, it immediately takes 1d6 ion damage, and the power ends.

This power's damage increases when you reach higher levels. At 5th level, the melee attack deals an extra 1d6 ion damage to the target, and the damage the target takes for taking reactions increases to 2d6. Both damage rolls increase by 1d6 at 11th level and 17th level.

### **JET OF FLAME**

*At-will tech power*

**Casting Time:** 1 action

**Range:** Self (30-foot sphere)

**Duration:** 10 minutes

A flickering flame appears in your hand. The flame remains there for the duration and harms neither you nor your equipment. The flame sheds bright light in a 10-foot radius and dim light for an additional 10 feet. The power ends if you dismiss it as an action or if you cast it again.

You can also attack with the flame, although doing so ends the power. When you cast this power, or as an action on a later turn, you can hurl the flame at a creature within 30 feet of you. Make a ranged tech attack. On a hit, the target takes 1d8 fire damage. The fire ignites any flammable objects in the area that aren't being worn or carried.

This power's damage increases by 1d8 when you reach 5th level (2d8), 11th level (3d8), and 17th level (4d8).

### **KOLTO CLOUD**

*3rd-level tech power*

**Casting Time:** 1 bonus action

**Range:** 60 feet

**Duration:** Instantaneous

As you expel kolto, up to six creatures of your choice that you can see within range regain hit points equal to 1d4 + your techcasting ability modifier. This power has no effect on droids or constructs.

**Overcharge Tech.** When you cast this power using a tech slot of 4th level or higher, the healing increases by 1d4 for each slot level above 3rd.

### **KOLTO DISPENSER**

*2nd-level tech power*

**Casting Time:** 1 action

**Range:** 60 feet (5-foot cube)

**Duration:** Concentration, up to 1 minute

You establish a mobile first aid station that radiates kolto in a 5-foot cube you can see within range.

Until the power ends, whenever you or a creature you can see moves into the station's space for the first time on a turn or starts its turn there, you can cause the station to restore 1d6 hit points to that creature (no action required). The station can heal a number of times equal to 1 + your techcasting ability modifier (minimum of twice). After healing that number of times, the station disintegrates. This power has no effect on droids or constructs.

As a bonus action on your turn, you can move the station up to 30 feet to a space you can see.

**Overcharge Tech.** When you cast this power using a tech slot of 3rd level or higher, the healing increases by 1d6 for each slot level above 2nd.

### **KOLTO INFUSION**

*6th-level tech power*

**Casting Time:** 1 action

**Range:** 60 feet

**Duration:** Instantaneous

Choose a creature that you can see within range. A surge of kolto energy washes over the creature, causing it to regain 70 hit points. This power also ends blindness, deafness, and any diseases affecting the target. This power has no effect on droids or constructs.

**Overcharge Tech.** When you cast this power using a tech slot of 7th level or higher, the amount of healing increases by 10 for each slot level above 6th.

### **KOLTO PACK**

*1st-level tech power*

**Casting Time:** 1 bonus action

**Range:** 60 feet

**Duration:** Instantaneous

A creature of your choice that you can see within range regains hit points equal to 1d4 + your techcasting ability modifier. This power has no effect on droids or constructs.

**Overcharge Tech.** When you cast this power using a tech slot of 2nd level or higher, the healing increases by 1d4 for each slot level above 1st.

### **KOLTO RESERVE**

*4th-level tech power*

**Casting Time:** 1 action

**Range:** Touch

**Duration:** 8 hours

You touch a creature and grant it a small reserve of kolto. The first time the target would drop to 0 hit points as a result of taking damage, the target instead drops to 1 hit point, and the power ends. If the power is still in effect when the target is subjected to an effect that would kill it instantaneously without dealing damage, that effect is instead negated against the target, and the power ends. This power has no effect on droids or constructs.

### **KOLTO WAVES**

*9th-level tech power*

**Casting Time:** 1 action

**Range:** 60 feet

**Duration:** Instantaneous

A flood of kolto energy flows from you into injured creatures around you. You restore up to 700 hit points, divided as you choose among any number of creatures that you can see within range. Creatures healed by this power are also cured of all diseases and any effect making them blinded or deafened. This power has no effect on droids or constructs.



## LIGHT

*At-will tech power*

**Casting Time:** 1 action

**Range:** Touch

**Duration:** 1 hour

You touch one object that is no larger than 10 feet in any dimension. Until the power ends, the object sheds bright light in a 20-foot radius and dim light for an additional 20 feet. The light can be colored as you like. Completely covering the object with something opaque blocks the light. The power ends if you cast it again or dismiss it as an action.

If you target an object held or worn by a hostile creature, that creature must succeed on a Dexterity saving throw to avoid the power.

## LOCK

*2nd-level tech power*

**Casting Time:** 1 action

**Range:** Touch

**Duration:** Until dispelled

You touch a closed door, window, gate, chest, or other entryway, and it becomes locked for the duration. You and the creatures you designate when you cast this power can open the object normally. You can also set a password that, when spoken within 5 feet of the object, suppresses this power for 1 minute. Otherwise, it is impassable until it is broken or the power is dispelled or suppressed. Casting *release* on the object suppresses *lock* for 10 minutes.

While affected by this power, the object is more difficult to break or force open; the DC to break it or pick any locks on it increases by 10.

## MAGNETIC FIELD

*2nd-level tech power*

**Casting Time:** 1 action

**Range:** Self

**Duration:** Concentration, up to 1 hour

You create a strong magnetic field around you in a 10-foot radius which moves with you, remaining centered on you. The field lasts for the power's duration.

The field has the following effects:

- The area is difficult terrain for creatures other than you.
- The attack rolls of ranged weapon attacks which deal kinetic, energy, or ion damage have disadvantage if the attacks pass in or out of the field.
- Communications equipment cannot communicate into or out of the field.

## MAGNETIC HOLD

*2nd-level tech power*

**Casting Time:** 1 action

**Range:** Touch

**Duration:** Concentration, up to 1 hour

Until the power ends, one willing creature you touch gains the ability affix itself to and move along any metallic surface. It can move up, down, and across vertical surfaces and upside down along ceilings, all while leaving its hands free, at its normal walking speed.

## MASS REPAIR DROID

*5th-level tech power*

**Casting Time:** 1 action

**Range:** 60 feet

**Duration:** Instantaneous

Choose up to six droids or constructs in a 30-foot-radius sphere centered on a point. Each target regains hit points equal to 3d8 + your techcasting ability modifier. This power only effects droids and constructs.

**Overcharge Tech.** When you cast this power using a tech slot of 6th level or higher, the healing increases by 1d8 for each slot level above 5th.

## MENDING

*At-will tech power*

**Casting Time:** 1 minute

**Range:** Touch

**Duration:** Instantaneous

This ability repairs a single break or tear in an object you touch, such as broken chain link, two halves of a broken key, a torn strap, or a leaking cup. As long as the break or tear is no larger than 1 foot in any dimension, you mend it, leaving no trace of the former damage.

## MINOR DEFIBRILLATION

*At-will tech power*

**Casting Time:** 1 action

**Range:** Touch

**Duration:** Instantaneous

You generate a static charge that can aid or harm a creature you touch. Make a melee tech attack against the target. On a hit, the target takes 1d10 lightning damage. If the target is a living creature that has 0 hit points, it immediately gains one death saving throw success instead of taking damage.

This power's damage increases by 1d10 when you reach 5th level (2d10), 11th level (3d10), and 17th level (4d10).

## MINOR HOLOGRAM

*At-will tech power*

**Casting Time:** 1 action

**Range:** 10 feet

**Duration:** Up to 1 hour

This ability is a minor tech trick that creates one of the following effects within range.

- You create an instantaneous, harmless sensory effect, such as a shower of sparks, a puff of wind, faint musical notes, or an odd odor.
- You instantaneously light or snuff out a source of light.
- You instantaneously clean or soil an object no larger than 1 cubic foot.
- You chill, warm, or flavor up to 1 cubic foot of nonliving material for 1 hour.
- You make a color, a small mark, or a symbol appear on an object or a surface for 1 hour.
- You create a trinket or an illusory image that can fit in your hand and that lasts until the end of your next turn.

If you use this power multiple times, you can have up to three of its non-instantaneous effects active at a time, and you can dismiss such an effect as an action.

## MIRROR IMAGE

*2nd-level tech power*

**Casting Time:** 1 action

**Range:** Self

**Duration:** 1 minute

Three illusory duplicates of yourself appear in your space. Until the power ends, the duplicates move with you and mimic your actions, shifting position so it's impossible to track which image is real. You can use your action to dismiss the illusory duplicates.

Each time a creature targets you with an attack during the power's duration, roll a d20 to determine whether the attack instead targets one of your duplicates.

If you have three duplicates, you must roll a 6 or higher to change the attack's target to a duplicate. With two duplicates, you must roll an 8 or higher. With one duplicate, you must roll an 11 or higher.

A duplicate's AC equals 10 + your Dexterity modifier. If an attack hits a duplicate, the duplicate is destroyed. A duplicate can be destroyed only by an attack that hits it. It ignores all other damage and effects. The power ends when all three duplicates are destroyed.

A creature is unaffected by this power if it can't see, if it relies on senses other than sight, such as blindsight, or if it can perceive illusions as false, as with truesight.

## MISLEAD

*5th-level tech power*

**Casting Time:** 1 action

**Range:** Self

**Duration:** Concentration, up to 1 hour

You become invisible at the same time that an illusory double of you appears where you are standing. The double lasts for the duration, but the invisibility ends if you attack or cast a power.

You can use your action to move your illusory double up to twice your speed and make it gesture, speak, and behave in whatever way you choose.

You can see through its eyes and hear through its ears as if you were located where it is. On each of your turns as a bonus action, you can switch from using its senses to using your own, or back again. While you are using its senses, you are blinded and deafened in regard to your own surroundings.

## MOBILE LIGHTS

*At-will tech power*

**Casting Time:** 1 action

**Range:** 120 feet

**Duration:** Concentration, up to 1 minute

You create up to four orbs of light within range that hover in the air for the duration. You can also combine the four lights into one glowing vaguely humanoid form of Medium size. Whichever form you choose, each light sheds dim light in a 10-foot radius.

As a bonus action on your turn, you can move the lights up to 60 feet to a new spot within range. A light must be within 20 feet of another light created by this power, and a light winks out if it exceeds the power's range.

## MOTIVATOR BOOST

*2nd-level tech power*

**Casting Time:** 1 action

**Range:** 30 feet

**Duration:** Concentration, up to 1 minute

You imbue a willing droid with heightened speed and maneuverability. Until the power ends, the target's speed is doubled, it gains a +2 bonus to AC, and it has advantage on Dexterity saving throws.

**Overcharge Tech.** When you cast this power using a tech slot of 3rd level or higher, you can target one additional droid for each slot level above 2nd.

## NEUROTOXIN

*7th-level tech power*

**Casting Time:** 1 bonus action

**Range:** 30 feet

**Duration:** Instantaneous

You release a series of darts filled with neurotoxin. Choose any number of creatures you can see within range. Each creature must make a Constitution saving throw. On a failed save, a creature suffers an effect based on its current hit points:

- 60 hit points or fewer: poisoned for 1 minute
- 50 hit points or fewer: poisoned and deafened for 1 minute
- 40 hit points or fewer: poisoned, deafened, and blinded for 10 minutes
- 30 hit points or fewer: poisoned, blinded, deafened, and stunned for 1 hour
- 20 hit points or fewer: killed instantly

This power has no effect on droids or constructs.

## OIL SLICK

*1st-level tech power*

**Casting Time:** 1 action

**Range:** 60 feet

**Duration:** 1 minute

You cover the ground in a 10-foot square within range in oil. For the duration, it is difficult terrain.

When the oil appears, each creature standing in its area must succeed on a Dexterity saving throw or fall prone. A creature that enters the area or ends its turn there must also succeed on a Dexterity saving throw.

The oil is flammable. Any 5 foot square of the oil exposed to fire burns away in one round. Each creature who enters the fire or starts its turn there must make a Dexterity saving throw, taking 3d6 fire damage on a failed save, or half as much on a successful one. The fire ignites any flammable objects in the area that aren't being worn or carried.

## ON/OFF

*At-will tech power*

**Casting Time:** 1 action

**Range:** 60 feet

**Duration:** Instantaneous

This power allows you to activate or deactivate any electronic device within range, as long as the device is not being wielded by a creature, and has a clearly defined on or off function that can be easily accessed from the outside of the device. Any device that requires a software-based shutdown sequence to activate or deactivate cannot be affected by *on/off*.

## OVERHEAT

*2nd-level tech power*

**Casting Time:** 1 action

**Range:** 60 feet

**Duration:** Concentration, up to 1 minute

Choose a manufactured metal object, such as a blaster or a suit of heavy or medium metal armor, that you can see within range. You cause the object to glow red-hot. Any creature in physical contact with the object takes 2d8 fire damage when you cast the power. Until the power ends, you can use a bonus action on each of your subsequent turns to cause this damage again.

If an object is held, worn, or integrated, and a creature takes the damage from it, the creature must succeed on a Constitution saving throw or drop the object if it can. If it doesn't—or can't—drop the object, it has disadvantage on attack rolls and ability checks until the start of your next turn.

**Overcharge Tech.** When you cast this power using a tech slot of 3rd level or higher, the damage increases by 1d8 for each slot level above 2nd.

## OVERLOAD

*1st-level tech power*

**Casting Time:** 1 action

**Range:** Self (15-foot cube)

**Duration:** Instantaneous

You expel a burst of power. Each creature in a 15-foot cube originating from you must make a Dexterity saving throw. On a failed save, a creature takes 2d6 ion damage and is pushed 10 feet away from you. On a successful save, the creature takes half as much damage and isn't pushed.

**Overcharge Tech.** When you cast this power using a tech slot of 2nd level or higher, the damage increases by 1d6 for each slot level above 1st.



## VERRIDE INTERFACE

*5th-level tech power*

**Casting Time:** 1 action

**Range:** 60 feet

**Duration:** Concentration, up to 1 minute

You choose one droid or construct you can see within range and attempt to remotely override its controls. The target must make an Intelligence saving throw. If the construct has the 'Piloted' trait, and has a pilot controlling it that is not incapacitated, it gains a bonus to the saving throw equal to the pilot's Intelligence modifier. If you or creatures that are friendly to you are fighting it, it has advantage on the saving throw. On a failed save, the creature is charmed by you for the duration.

While the droid is charmed, you have a wireless link with it as long as the two of you are on the same planet. Via your tech focus, you can use this link to issue commands to the creature while you are conscious (no action required), which it does its best to obey. You can specify a simple and general course of action, such as "Attack that creature," "Move over there," or "Fetch that object." If the droid completes the order and doesn't receive further direction from you, it defends and preserves itself to the best of its ability.

You can use your action to take total and precise control of the target. Until the end of your next turn, the droid takes only the actions you choose, and doesn't do anything that you don't allow it to do. During this time, you can also cause the creature to use a reaction, but this requires you to use your own reaction as well.

Each time the target takes damage, it makes a new Intelligence saving throw against the power. If the saving throw succeeds, the power ends.

**Overcharge Tech.** When you cast this power using a 6th-level tech slot, the duration is 10 minutes. When you use a 7th-level tech slot, the duration is 1 hour. When you use a tech slot of 8th level or higher, the duration is 8 hours.

## PARALYZE CREATURE

*5th-level tech power*

**Casting Time:** 1 action

**Range:** 90 feet

**Duration:** Concentration, up to 1 minute

You emit a paralyzing dart at a creature that you can see within range. The target must succeed on a Constitution saving throw or be poisoned for the duration. While poisoned in this way, the target is paralyzed. At the end of each of its turns, the target can make another Constitution saving throw. On a success, the power ends on the target.

**Overcharge Tech.** When you cast this power using a tech slot of 6th level or higher, you can target one additional creature for each slot level above 5th. The creatures must be within 30 feet of each other when you target them.

## PARALYZE HUMANOID

*2nd-level tech power*

**Casting Time:** 1 action

**Range:** 60 feet

**Duration:** Concentration, up to 1 minute

You emit a paralyzing dart at a humanoid that you can see within range. The target must succeed on a Constitution saving throw or be poisoned for the duration. While poisoned in this way, the target is paralyzed. At the end of each of its turns, the target can make another Constitution saving throw. On a success, the power ends on the target.

**Overcharge Tech.** When you cast this power using a tech slot of 3rd level or higher, you can target one additional humanoid for each slot level above 2nd. The humanoids must be within 30 feet of each other when you target them.

## PEROMONE BURST

*At-will tech power*

**Casting Time:** 1 action

**Range:** Self (5-foot sphere)

**Duration:** Instantaneous

You expel a burst of mood-altering pheromones around you. Each creature within range other than you must succeed on a Charisma saving throw or take 1d4 poison damage and become frightened of you until the start of its next turn. A creature that is immune to the poisoned condition is not frightened.

This power's damage increases by 1d4 when you reach 5th level (2d4), 11th level (3d4), and 17th level (4d4).

## POISON DART

*1st-level tech power*

**Casting Time:** 1 action

**Range:** 60 feet

**Duration:** Instantaneous

Make a ranged tech attack against a creature within range. On hit, the target takes 2d8 poison damage and must make a Constitution save. On a failed save, it is also poisoned until the end of your next turn.

**Overcharge Tech.** When you cast this power using a tech slot of 2nd level or higher, the damage increases by 1d8 for each slot level above 1st.

## POISON SPRAY

*At-will tech power*

**Casting Time:** 1 action

**Range:** 10 feet

**Duration:** Instantaneous

You extend your hand toward a creature you can see within range and project a puff of noxious gas. The creature must succeed on a Constitution saving throw or take 1d12 poison damage.

This power's damage increases by 1d12 when you reach 5th level (2d12), 11th level (3d12), and 17th level (4d12).

## **PREDICTIVE AI**

*9th-level tech power*

**Casting Time:** 1 minute

**Range:** Touch

**Duration:** 8 hours

You touch a willing creature, granting them a limited AI companion that can predict the world around them. For the duration, the target can't be surprised and has advantage on attack rolls, ability checks, and saving throws. Additionally, other creatures have disadvantage on attack rolls against the target for the duration.

This power immediately ends if you cast it again before its duration ends.

## **PREPAREDNESS**

*1st-level tech power*

**Casting Time:** 1 minute

**Range:** Touch

**Duration:** 8 hours

You touch a willing creature. For the duration, the target can add 1d8 to its initiative rolls.

## **PRESSURE CRUSH**

*At-will tech power*

**Casting Time:** 1 action

**Range:** Touch

**Duration:** Instantaneous

You attempt to crush the body of a creature you touch. The target must make a Strength saving throw. If the creature is grappled or restrained by you or an effect you control, it makes the saving throw with disadvantage. On a failed save, the creature takes 1d12 kinetic damage.

This power's damage increases by 1d12 when you reach 5th level (2d12), 11th level (3d12), and 17th level (4d12).

## **PROGRAMMED ILLUSION**

*6th-level tech power*

**Casting Time:** 1 action

**Range:** 120 feet

**Duration:** Until dispelled

You create an illusion of an object, a creature, or some other visible phenomenon within range that activates when a specific condition occurs. The illusion is imperceptible until then. It must be no larger than a 30-foot cube, and you decide when you cast the power how the illusion behaves and what sounds it makes. This scripted performance can last up to 5 minutes.

When the condition you specify occurs, the illusion springs into existence and performs in the manner you described. Once the illusion finishes performing, it disappears and remains dormant for 10 minutes. After this time, the illusion can be activated again.

The triggering condition can be as general or as detailed as you like, though it must be based on visual or audible conditions that occur within 30 feet of the area. For example, you could create an illusion of yourself to appear and warn off others who attempt to open a trapped door, or you could set the illusion to trigger only when a creature says the correct word or phrase.

Physical interaction with the image reveals it to be an illusion, because things can pass through it. A creature that uses its action to examine the image can determine that it is an illusion with a successful Intelligence (Investigation) check against your tech save DC. If a creature discerns the illusion for what it is, the creature can see through the image, and any noise it makes sounds hollow to the creature.

## **PROJECT HOLOGRAM**

*7th-level tech power*

**Casting Time:** 1 action

**Range:** 500 miles

**Duration:** Concentration, up to 24 hours

You create an illusory copy of yourself that lasts for the duration. The copy can appear at any location within range that you have seen before, regardless of intervening obstacles. The illusion looks and sounds like you but is intangible. If the illusion takes any damage, it disappears, and the power ends.

You can use your action to move this illusion up to twice your speed, and make it gesture, speak, and behave in whatever way you choose. It mimics your mannerisms perfectly.

You can see through its eyes and hear through its ears as if you were in its space. On your turn as a bonus action, you can switch from using its senses to using your own, or back again. While you are using its senses, you are blinded and deafened in regard to your own surroundings.

Physical interaction with the image reveals it to be an illusion, because things can pass through it. A creature that uses its action to examine the image can determine that it is an illusion with a successful Intelligence (Investigation) check against your tech save DC. If a creature discerns the illusion for what it is, the creature can see through the image, and any noise it makes sounds hollow to the creature.

## **PROTECTION FROM ENERGY**

*3rd-level tech power*

**Casting Time:** 1 action

**Range:** Touch

**Duration:** Concentration, up to 1 hour

For the duration, the willing creature you touch has resistance to one damage type of your choice: acid, cold, fire, lightning, or sonic.

## PYROTECHNICS

*2nd-level tech power*

**Casting Time:** 1 action

**Range:** 60 feet

**Duration:** Instantaneous

Choose an area of unenhanced flame that you can see and that fits within a 5-foot cube within range. You can extinguish the fire in that area, and you create either fireworks or smoke when you do so.

**Fireworks.** The target explodes with a dazzling display of colors. Each creature within 10 feet of the target must succeed on a Constitution saving throw or become blinded until the end of your next turn.

**Smoke.** Thick black smoke spreads out from the target in a 20-foot radius, moving around corners. The area of the smoke is heavily obscured. The smoke persists for 1 minute or until a strong wind disperses it.

## RADIATION

*4th-level tech power*

**Casting Time:** 1 action

**Range:** 120 feet

**Duration:** Concentration, up to 10 minutes

Dim, greenish light spreads within a 30-foot-radius sphere centered on a point you choose within range. The light spreads around corners, and it lasts until the power ends.

When a creature moves into the power's area for the first time on a turn or starts its turn there, that creature must succeed on a Constitution saving throw or take 4d10 necrotic damage, and it suffers one level of exhaustion and emits a dim, greenish light in a 5-foot radius. This light makes it impossible for the creature to benefit from being invisible. The light and any levels of exhaustion caused by this power go away when the power ends.

## READ MEMORY

*3rd-level tech power*

**Casting Time:** 1 action

**Range:** 10 feet

**Duration:** 10 minutes

You read the memory of an incapacitated droid or construct within range. The target must have its memory core (and/or other appropriate components) intact.

Until the power ends, you can ask up to five questions. Depending on what it would know or has witnessed, the target provides visual, audio, or text-based data in response. The target can't provide new information, and can't speculate about future events.

## REBOOT

*At-will tech power*

**Casting Time:** 1 action

**Range:** 60 feet

**Duration:** 1 round

Choose a Medium or smaller droid or construct you can see. The target must make a Charisma saving throw. On a failed save, it is incapacitated until the start of your next turn. Each time the creature takes damage or is the target of a hostile power while incapacitated in this way, it can repeat this saving throw, ending the effect on a success.

## RELEASE

*2nd-level tech power*

**Casting Time:** 1 action

**Range:** 60 feet

**Duration:** Instantaneous

Choose an object that you can see within range. The object can be a door, a box, a chest, a set of binders, a lock, or another object that contains a mundane or enhanced means that prevents access.

A target that is held shut by a mundane lock or that is stuck or barred becomes unlocked, unstuck, or unbarred. If the object has multiple locks, only one of them is unlocked.

If you choose a target that is held shut with *lock*, that power is suppressed for 10 minutes, during which time the target can be opened and shut normally.

## REMOVE VIRUS

*3rd-level tech power*

**Casting Time:** 1 action

**Range:** Touch

**Duration:** Instantaneous

At your touch, all tech-based curses affecting one creature or object end. If the object is a cursed enhanced item, its curse remains, but the power breaks its owner's attunement to the object so it can be removed or discarded.

## REPAIR DROID

*1st-level tech power*

**Casting Time:** 1 action

**Range:** Touch

**Duration:** Instantaneous

A droid or construct you touch regains a number of hit points equal to 1d8 + your techcasting ability modifier. This power only effects droids and constructs.

**Overcharge Tech.** When you cast this power using a tech slot of 2nd level or higher, the healing increases by 1d8 for each slot level above 1st.



## REPROGRAM DROID

*5th-level tech power*

**Casting Time:** 1 minute

**Range:** 60 feet

**Duration:** 30 days

You alter the protocols of a droid that you can see within range, forcing it to carry out some service or refrain from some action or course of activity as you decide. The droid must succeed on a Wisdom saving throw or become charmed by you for the duration. While the droid is charmed by you, it takes 5d10 lightning damage each time it acts in a manner directly counter to your instructions, but it can only do so once each day.

You can issue any command you choose, short of an activity that would result in certain death. Should you issue a suicidal command, the power ends. You can end the power early by using an action to dismiss it. The *remove virus* power also ends it.

**Overcharge Tech.** When you cast this power using a tech slot of 7th or 8th level, the duration is 1 year. When you cast this power using a tech slot of 9th level, the power lasts until it is ended by *remove virus*.

## REWRITE MEMORY

*5th-level tech power*

**Casting Time:** 1 action

**Range:** 30 feet

**Duration:** Concentration, up to 1 minute

You attempt to alter a droid or construct's memories. One droid or construct that you can see must make a Wisdom saving throw. If you are fighting the creature, it has advantage on the saving throw. On a failed save, the target becomes charmed by you for the duration. The charmed target is incapacitated and unaware of its surroundings, though it can still hear you. If it takes any damage or is targeted by another power, this power ends, and none of the target's memories are modified.

While this charm lasts, you can affect the target's memory of an event that it experienced within the last 24 hours and that lasted no more than 10 minutes. You can permanently eliminate all memory of the event, allow the target to recall the event with perfect clarity and exacting detail, change its memory of the details of the event, or create a memory of some other event.

The target's mind fills in any gaps in the altered memory. If the power ends before you have finished prescribing the modified memories, the creature's memory isn't altered. Otherwise, the modified memories take hold when the power ends.

A modified memory doesn't necessarily affect how the target behaves, particularly if the memory contradicts the target's core programming, alignment, or beliefs. An illogical modified memory, such as implanting a memory of how much the target enjoyed dousing itself in acid, is dismissed, perhaps as a glitch. The DM might deem a modified memory too nonsensical to affect a target in a significant manner.

A *remove virus* or similar power cast on the target restores its true memory.

**Overcharge Tech.** If you cast this power using a tech slot of 6th level or higher, you can alter the target's memories of an event that took place up to 7 days ago (6th level), 30 days ago (7th level), 1 year ago (8th level), or any time in the creature's past (9th level).

## RIME SHOT

*At-will tech power*

**Casting Time:** 1 action

**Range:** Varies

**Duration:** 1 round

As part of the action used to cast this power, you must make a ranged weapon attack against one creature within your weapon's range, otherwise the power fails. On a hit, the target suffers the attack's normal effects, and the creature gains 1 slowed level until the end of its turn as the air around it turns frigid.

This power deals additional damage when you reach higher levels. At 5th level the ranged attack deals an extra 1d6 cold damage. This damage increases by 1d6 again at 11th level and 17th level.

## RIME STRIKE

*At-will tech power*

**Casting Time:** 1 action

**Range:** Varies

**Duration:** 1 round

As part of the action used to cast this power, you must make a melee weapon attack against one creature within your reach, otherwise the power fails. On a hit, the target suffers the attack's normal effects, and gains 1 slowed level until the start of your next turn, as the cold energy seeps into its being. Additionally, if the target doesn't move at least 5 feet before the start of your next turn, it immediately takes 1d8 cold damage, and the power ends.

This power's damage increases when you reach higher levels. At 5th level, the melee attack deals an extra 1d8 cold damage to the target, and the damage the target takes for not moving increases to 2d8. Both damage rolls increase by 1d8 at 11th level and 17th level.

## RING OF FIRE

1st-level tech power

**Casting Time:** 1 action

**Range:** Self

**Duration:** Concentration, up to 1 minute

A wall of flames erupts out of the ground in a ring around you with a radius of 15 feet and a height of 10 feet. Creatures who start their turn in the ring of fire or pass through it on their turn take 1d6 fire damage. Creatures within the ring of fire who willingly try to move through the fire to escape must succeed on a Wisdom saving throw to do so. Creatures who are immune to fear or fire automatically succeed on this saving throw.

**Overcharge Tech.** When you cast this power using a tech slot of 2nd level or higher, the damage of the ring of fire increases by 1d6 for each slot level above 1st.

## SABOTAGE CHARGES

3rd-level tech power

**Casting Time:** 1 action

**Range:** Self

**Duration:** Concentration, up to 10 minutes

You create six tiny sabotage charges that last for the power's duration. When you cast the power, and as a bonus action on subsequent turns, you can hurl up to two of the charges to points you choose within 120 feet. Each charge explodes if it reaches the point or hits a solid surface. Each creature within 5 feet of the explosion must make a Dexterity save. The explosion deals 2d6 fire damage on a failure, or half damage on a success.

**Overcharge Tech.** The number of charges created increases by two for each slot level above 3rd.

## SALVO

4th-level tech power

**Casting Time:** 1 action

**Range:** 60 feet

**Duration:** Instantaneous

You launch three projectiles at points you can see within range. Each creature within a 10-foot radius sphere of each point must make a Dexterity saving throw. A creature takes 3d6 fire and 3d6 kinetic damage on a failed save, or half as much damage on a successful one. A creature in the area of more than one sphere is affected only once.

The power damages objects in the area and ignites flammable objects that aren't being worn or carried.

**Overcharge Tech.** When you cast this power using a tech slot of 6th level or higher, you create four projectiles. When you cast this power using a tech slot of 8th level or higher, you create five projectiles.

## SCAN AREA

4th-level tech power

**Casting Time:** 1 action

**Range:** Self

**Duration:** Concentration, up to 10 minutes

Program a creature or object that you are familiar with into your tech focus. Using a sonar scan, the tech focus attempts to find a path to the creature's or object's location, as long as that creature or object is within 1,000 feet of you. If the creature or object is moving, you know the direction of its movement.

The power can locate a specific creature or object known to you, or the nearest creature/object of a specific kind (such as a droid or a bothan), so long as you have seen such a creature up close—within 30 feet—at least once.

## SCRAMBLE INTERFACE

3rd-level tech power

**Casting Time:** 1 action

**Range:** 120 feet

**Duration:** Concentration, up to 1 minute

You choose one droid or construct you can see within range and scramble its ability to differentiate targets. The target must make an Intelligence saving throw. If the construct has the 'Piloted' trait, and has a pilot controlling it that is not incapacitated, it gains a bonus to the saving throw equal to the pilot's Intelligence modifier. On a failed save, the target loses the ability to distinguish friend from foe, regarding all creatures it can see as enemies until the power ends. Each time the target takes damage, it can repeat the saving throw, ending the effect on itself on a success.

Whenever the affected creature chooses another creature as a target, it must choose the target at random from among the creatures it can see within range of the attack, power, or other ability it's using. If an enemy provokes an opportunity attack from the affected creature, the creature must make that attack if it is able to.

## SCRAMBLING BARRIER

6th-level tech power

**Casting Time:** 1 action

**Range:** Self (10-foot radius)

**Duration:** Concentration, up to 1 minute

An immobile, faintly shimmering barrier springs into existence in a 10-foot radius around you and remains for the duration.

Any tech power of 5th level or lower cast from outside the barrier can't affect creatures or objects within it, even if the power is cast using a higher level tech slot. Such a power can target creatures and objects within the barrier, but the power has no effect on them. Similarly, the area within the barrier is excluded from the areas affected by such powers.

**Overcharge Tech.** When you cast this power using a tech slot of 7th level or higher, the barrier blocks powers of one level higher for each slot level above 6th.

## SCRAMBLING FIELD

8th-level tech power

**Casting Time:** 1 action

**Range:** Self (10-foot-radius sphere)

**Duration:** Concentration, up to 1 hour

A 10-foot-radius shimmering sphere of power suppression surrounds you. Within the sphere, powers can't be cast and enhanced items become mundane. Until the power ends, the sphere moves with you, centered on you.

Powers and other enhanced effects are suppressed in the sphere and can't protrude into it. A slot expended to cast a suppressed power is consumed. While an effect is suppressed, it doesn't function, but the time it spends suppressed counts against its duration.

**Targeted Effects.** Powers and other enhanced effects that target a creature or an object in the sphere have no effect on that target.

**Enhanced Areas.** The area of another power or enhanced effect, such as *explosion*, can't extend into the sphere. If the sphere overlaps an enhanced area, the part of the area that is covered by the sphere is suppressed.

**Powers.** Any active power or other enhanced effect on a creature or an object in the sphere is suppressed while the creature or object is in it.

**Enhanced Items.** The properties and powers of enhanced items are suppressed in the sphere. For example, a +1 lightsaber in the sphere functions as an unenhanced lightsaber.

An enhanced weapon's properties and powers are suppressed if it is used against a target in the sphere or wielded by an attacker in the sphere. If an enhanced weapon or a piece of enhanced ammunition fully leaves the sphere (for example, if you fire an enhanced shot or throw an enhanced vibrospear at a target outside the sphere), the enhancement of the item ceases to be suppressed as soon as it exits.

**Enhanced Travel.** Teleportation fails to work in the sphere, whether the sphere is the destination or the departure point for such enhanced travel. A portal to another location temporarily closes while in the sphere.

**Creatures and Objects.** A creature or object summoned or created by powers temporarily winks out of existence in the sphere. Such a creature instantly reappears once the space the creature occupied is no longer within the sphere.

**Tech Override/Diminish Tech.** Powers and enhanced effects such as *tech override* have no effect on the sphere. Likewise, the spheres created by different scrambling field powers don't nullify each other.

## SECURITY PROTOCOLS

6th-level tech power

**Casting Time:** 10 minutes

**Range:** Touch

**Duration:** 24 hours

You create a ward that protects up to 2,500 square feet of floor space (an area 50 feet square, or one hundred 5-foot squares or twenty-five 10-foot squares). The secured area can be up to 20 feet tall, and shaped as you desire. You can ward several stories of a stronghold by dividing the area among them, as long as you can walk into each contiguous area while you are casting the power.

When you cast this power, you can specify individuals that are unaffected by any or all of the effects that you choose. You can also specify a password that, when spoken aloud, makes the speaker immune to these effects.

When commanded (no action required), *security protocols* creates the following effects within the secured area.

**Corridors.** Fog fills all the secured corridors, making them heavily obscured. In addition, at each intersection or branching passage offering a choice of direction, there is a 50 percent chance that a creature other than you will believe it is going in the opposite direction from the one it chooses.

**Doors.** All doors in the secured area are locked, as if sealed by the *lock* power. In addition, you can cover up to ten doors with an image (equivalent to the illusory object function of the *minor hologram* power) to make them appear as plain sections of wall.

**Stairs.** Electromesh fills all stairs in the secured area from top to bottom, as the *electromesh* power. This mesh regrows in 10 minutes if it is burned or torn away while *security protocols* lasts.

**Other power effect.** You can place your choice of one of the following enhanced effects within the secured area of the stronghold.

- Place *mobile lights* in four corridors. You can designate a simple program that the lights repeat as long as *security protocols* lasts.
- Place *implant message* in two locations.
- Place *debilitating gas* in two locations. The vapors appear in the places you designate; they return within 10 minutes if dispersed by wind while *security protocols* lasts.

The whole secured area radiates power. A *diminish tech* cast on a specific effect, if successful, removes only that effect.

You can create a permanently guarded and secured structure by casting this power there every day for one year.



## SENDING

*3rd-level tech power*

**Casting Time:** 1 action

**Range:** Unlimited

**Duration:** 1 round

You send a short message of twenty-five words or less to a creature with which you are familiar that possesses a commlink. The creature hears the message, recognizes you as the sender if it knows you, and can answer in a like manner immediately.

You can send the message across any distance and even to other planets, but if the target is on a different planet than you, there is a 5 percent chance that the message doesn't arrive.

## SENSOR PROBE

*4th-level tech power*

**Casting Time:** 1 action

**Range:** 30 feet

**Duration:** Concentration, up to 1 hour

You create a small, temporary, invisible probe that hovers in the air for the duration. You mentally receive visual information from the probe. It has darkvision out to 30 feet. The eye can look in every direction.

As an action, you can move the probe up to 30 feet in any direction. There's no limit on how far away from you it can be. A solid barrier blocks the probe's movement, but it can pass through an opening at least 1 inch in diameter.

## SHARED SHIELDING

*2nd-level tech power*

**Casting Time:** 1 action

**Range:** Touch

**Duration:** 1 hour

This power wards a willing creature you touch and creates an energy link between you and the target until the power ends. While the target is within 60 feet of you, it gains a +1 bonus to AC and saving throws, and it has resistance to all damage. Also, each time it takes damage, you take the same amount of damage.

The power ends if you drop to 0 hit points or if you and the target become separated by more than 60 feet. It also ends if the power is cast again on either of the connected creatures. You can also dismiss the power as an action.

## SHATTER

*2nd-level tech power*

**Casting Time:** 1 action

**Range:** 60 feet

**Duration:** Instantaneous

A sudden loud ringing noise, painfully intense, erupts from a point of your choice within range. Each creature in a 10-foot-radius sphere centered on that point must make a Constitution saving throw. A creature takes 3d8 sonic damage on a failed save, or half as much damage on a successful one. A creature made of inorganic material such as stone, crystal, or metal has disadvantage on this saving throw.

An unenhanced object that isn't being worn or carried also takes the damage if it's in the power's area.

**Overcharge Tech.** When you cast this power using a tech slot of 3rd level or higher, the damage increases by 1d8 for each slot level above 2nd.

## SHOCKING RAY

*2nd-level tech power*

**Casting Time:** 1 action

**Range:** 120 feet

**Duration:** Instantaneous

You create three ionic rays and hurl them at targets within range. You can hurl them at one target or several. Make a ranged tech attack for each ray. On a hit, the target takes 2d4 ion damage.

**Overcharge Tech.** When you cast this power using a tech slot of 3rd level or higher, you create one additional ray for each slot level above 2nd.

## SHORT CIRCUIT

*At-will tech power*

**Casting Time:** 1 action

**Range:** 120 feet

**Duration:** 1 round

You electrocute a creature within range. Make a ranged tech attack against the creature. On a hit, the target takes 1d8 lightning damage. If the target is a droid, construct, or has a tech focus, it has disadvantage on the first attack roll it makes against you until the end of your next turn.

This power's damage increases by 1d8 when you reach 5th level (2d8), 11th level (3d8), and 17th level (4d8).

## SHUTDOWN

*5th-level tech power*

**Casting Time:** 1 action

**Range:** 120 feet

**Duration:** Concentration, up to 1 minute

You emit an electromagnetic pulse, shutting down all electronic devices, with the exception of your tech focus, that are not held by or under the direct control of a creature. If it is, the creature must succeed on an Intelligence saving throw to stop the device from being shut down. While the power is active, no electronic device in range can be started or restarted.

## SKILL PROTOCOL

*5th-level tech power*

**Casting Time:** 1 action

**Range:** Touch

**Duration:** Concentration, up to 1 hour

You enhance a droid or construct's protocols. You touch one willing droid or construct and give it expertise in one skill of your choice; until the power ends, the creature doubles its proficiency bonus for ability checks it makes that use the chosen skill.

You must choose a skill in which the target is proficient and that isn't already benefiting from an effect, such as Expertise, that doubles its proficiency bonus.

## SLOW-RELEASE MEDPAC

*3rd-level tech power*

**Casting Time:** 1 action

**Range:** Self (30-foot radius)

**Duration:** Concentration, up to 1 minute

Kolto energy radiates from you in an aura with a 30-foot radius. Until the power ends, the aura moves with you, centered on you. You can use a bonus action to cause one creature in the aura (including you) to regain 2d6 hit points. This power has no effect on droids or constructs.

## SMOKE CLOUD

*1st-level tech power*

**Casting Time:** 1 action

**Range:** 120 feet

**Duration:** Concentration, up to 1 hour

You cause thick smoke to erupt from a point within range, filling a 20-foot-radius sphere. The sphere spreads around corners, and its area is heavily obscured. It lasts for the duration or until a wind of moderate or greater speed (at least 10 miles per hour) disperses it.

**Overcharge Tech.** When you cast this power using a tech slot of 2nd level or higher, the radius of the smoke cloud increases by 20 feet for each slot level above 1st.

## SMUGGLE

*2nd-level tech power*

**Casting Time:** 1 action

**Range:** Self

**Duration:** Concentration, up to 1 hour

You dampen sound and light and dull the scent from creatures in your vicinity. For the duration, each creature you choose within 30 feet of you has a +10 bonus to Dexterity (Stealth) checks and can't be tracked except by enhanced means while within this radius. You can choose yourself as well. A creature that receives this bonus leaves behind no traces of its passage.

## SONIC FISTS

*1st-level tech power*

**Casting Time:** 1 bonus action

**Range:** Self

**Duration:** 1 minute

You enhance your fists—or analogous appendages—with sonic energy. For the duration, you have a natural weapon which deals 1d10 sonic damage on a hit. Every time you hit a creature that is no more than one size larger than you with a melee attack with this weapon, you can push it 5 feet away from you.

## SONIC SHOT

*At-will tech power*

**Casting Time:** 1 action

**Range:** Varies

**Duration:** 1 round

As part of the action used to cast this power, you must make a ranged weapon attack against one creature within your weapon's range, otherwise the power fails. On a hit, the target suffers the attack's normal effects, and it becomes wreathed in a sonic barrier until the start of your next turn. If the target willingly moves before then, it immediately takes sonic damage equal to your techcasting modifier, becomes deafened until the start of your next turn, and the power ends.

This power's damage increases when you reach higher levels. At 5th level, the ranged attack deals an extra 1d6 sonic damage to the target, and the damage the target takes for moving increases to 1d6 + your techcasting ability modifier. Both damage rolls increase by an additional 1d6 at 11th and 17th level.

## SONIC STRIKE

*At-will tech power*

**Casting Time:** 1 action

**Range:** Varies

**Duration:** 1 round

As part of the action used to cast this power, you must make a melee weapon attack against one creature within your reach, otherwise the power fails. On a hit, the target suffers the attack's normal effects, and you begin to emanate a disturbing hum. If a hostile creature ends its turn within 5 feet of you before the start of your next turn, it takes 1d4 sonic damage.

This power's damage increases when you reach higher levels. At 5th level, the melee attack deals an extra 1d8 sonic damage to the target, and the secondary damage increases by 1d4. Both damage rolls increase by 1d8 and 1d4, respectively, at 11th level and 17th level.

## SPECTRUM BOLT

1st-level tech power

**Casting Time:** 1 action

**Range:** 120 feet

**Duration:** Instantaneous

You fire an undulating, warbling bolt of energy at a creature within range. Make a ranged tech attack against the target. On a hit, the target takes 2d8 + 1d6 damage. Choose one of the d8s. The number rolled on that die determines the attack's damage type, as shown below.

d8	Damage Type
1	Acid
2	Cold
3	Fire
4	Energy
5	Ion
6	Lightning
7	Poison
8	Sonic

If you roll the same number on both d8s, the bolt leaps from the target to a different creature of your choice within 30 feet of it. Make a new attack roll against the new target, and make a new damage roll, which could cause the bolt to leap again. A creature can be targeted only once by each casting of this power.

**Overcharge Tech.** When you cast this power using a tech slot of 2nd level or higher, each target takes 1d6 extra damage of the type rolled for each slot level above 1st.

## SPECTRUM RAY

At-will tech power

**Casting Time:** 1 action

**Range:** 60 feet

**Duration:** Instantaneous

You shoot a beam of energy at a creature that you can see within range. You choose acid, cold, fire, lightning, poison, or sonic for the type of beam you create, and then make a ranged tech attack against the target. If the attack hits, the creature takes 1d8 damage of the type you chose.

This power's damage increases by 1d8 when you reach 5th level (2d8), 11th level (3d8) and 17th level (4d8).

## SPOT THE WEAKNESS

1st-level tech power

**Casting Time:** 1 action

**Range:** 30 feet

**Duration:** Concentration, up to 1 minute

Up to three creatures of your choice that you can see within range must make Dexterity saving throws. The first time each turn a target that fails this saving throw makes an attack roll or a saving throw before the power ends, the target must roll a d4 and subtract the number rolled from the attack roll or saving throw.

**Overcharge Tech.** When you cast this power with a tech slot of 3rd level or higher, you can target one additional creature for every two slot levels above 1st. When you cast this power at 3rd, 6th, or 9th level, the die increases to d6, d8, and d10, respectively.

## STACK THE DECK

1st-level tech power

**Casting Time:** 1 action

**Range:** 30 feet

**Duration:** Concentration, up to 1 minute

You boost up to three creatures of your choice within range. Whenever a target makes an attack roll or a saving throw before the power ends, the target can roll a d4 and add the number rolled to the attack roll or saving throw.

**Overcharge Tech.** When you cast this power with a tech slot of 3rd level or higher, you can target one additional creature for every two slot levels above 1st. When you cast this power at 3rd, 6th, or 9th level, the die increases to d6, d8, and d10, respectively.

## STORMING SHOT

At-will tech power

**Casting Time:** 1 action

**Range:** Varies

**Duration:** 1 round

As a part of the action used to cast this power, you must make a ranged weapon attack against one creature within your weapon's range, otherwise the power fails. On a hit, the target suffers the attack's normal effects and becomes shocked until the end of your next turn. When this power hits a target, if there is a creature within 30 feet who is shocked, an arc of lightning courses between the two creatures, dealing 1d6 lightning damage to both of them. If there are multiple other creatures who are shocked, the lightning leaps to the closest creature.

The power's damage increases when you reach higher levels. At 5th level, the effects of both the ranged weapon attack and discharge deal an extra 1d6 lightning damage. Both damage rolls increase by an additional 1d6 at 11th and 17th level.

## STUN DART

8th-level tech power

**Casting Time:** 1 action

**Range:** 60 feet

**Duration:** Instantaneous

You emit a tiny crippling dart at a target within range. If the target has 150 hit points or fewer, it is stunned. Otherwise, the power has no effect.

The stunned target must make a Constitution saving throw at the end of each of its turns. On a successful save, this stunning effect ends.



## **SUPERIOR TRANSLATION PROGRAM**

*6th-level tech power*

**Casting Time:** 1 action

**Range:** Touch

**Duration:** 7 days

You grant up to four willing creatures the ability to understand any registered language they read or hear. Additionally, they gain the ability to speak that language, if they are physically capable of speaking it normally.

**Overcharge Tech.** When you cast this power using a tech slot of 7th level or higher, you can affect one additional creature for each slot level above 6th.

## **SYNCHRONICITY**

*4th-level tech power*

**Casting Time:** 1 action

**Range:** Touch

**Duration:** Concentration, up to 1 hour

A creature you touch isn't inconvenienced by mundane delays. Traffic lights are always green, there's always a waiting elevator, and a taxi is always around the corner. The target can run at full speed through dense crowds and attacks of opportunity provoked by the target's movement are made with disadvantage.

The power also grants advantage to stealth checks, since cover is always available. Additionally, the target has advantage on all ability checks made to drive a vehicle.

If two or more creatures under the effect of the power are attempting to avoid being inconvenienced by each other, the creatures make Charisma checks each time the effects would oppose each other. The higher check of the two's power takes effect.

## **TACTICAL ADVANTAGE**

*3rd-level tech power*

**Casting Time:** 1 action

**Range:** 30 feet

**Duration:** Concentration, up to 1 minute

Choose a willing creature that you can see within range. Until the power ends, the target's speed is doubled, it gains a +2 bonus to AC, it has advantage on Dexterity saving throws, and it gains an additional action on each of its turns. That action can be used only to take the Attack (one weapon attack only), Dash, Disengage, Hide, or Use an Object action.

When the power ends, the target can't move or take actions until after its next turn, as a wave of lethargy sweeps over it.

## **TACTICAL BARRIER**

*1st-level tech power*

**Casting Time:** 1 bonus action

**Range:** 60 feet

**Duration:** Concentration, up to 10 minutes

A shimmering field appears and surrounds a creature of your choice within range, granting it a +2 bonus to AC for the duration.

## **TACTICAL SUPERIORITY**

*7th-level tech power*

**Casting Time:** 1 action

**Range:** 30 feet

**Duration:** Concentration, up to 1 minute

Choose up to two willing creatures that you can see within range. Until the power ends, each targets' speed is doubled, they gain a +2 bonus to AC, they have advantage on Dexterity saving throws, and they gain an additional action on each of their turns. That action can be used only to take the Attack (one weapon attack only), Dash, Disengage, Hide, or the Use an Object Action.

When the power ends, each target can't move or take actions until after its next turn, as a wave of lethargy sweeps over it.

**Overcharge Tech.** When you cast this power using a tech slot of 8th-level or higher, you can target one additional creature for each slot level above 7th.

## **TARGET LOCK**

*1st-level tech power*

**Casting Time:** 1 bonus action

**Range:** 90 feet

**Duration:** Concentration, up to 1 hour

You choose a creature you can see within range and mark it as your quarry. Until the power ends, you deal an extra 1d6 damage to the target whenever you hit it with a weapon attack, the target gains no benefit from one-quarter, half, and three-quarters cover against you, and if the target is invisible, you can see it as if it were visible. If the target drops to 0 hit points before this power ends, you can use a bonus action on a subsequent turn of yours to mark a new creature.

**Overcharge Tech.** When you cast this power using a tech slot of 3rd or 4th level, you can maintain your concentration on the power for up to 8 hours. When you use a tech slot of 5th level or higher, you can maintain your concentration on the power for up to 24 hours.

## **TARGETING SHOT**

*At-will tech power*

**Casting Time:** 1 action

**Range:** Varies

**Duration:** 1 round

As part of the action used to cast this power, you must make a ranged weapon attack against one creature within your weapon's range, otherwise the power fails. On a hit, the target suffers the attack's normal effects, and a small target only visible to you marks it. The next attack roll you make against the creature before the end of your next turn can't suffer from disadvantage.

This power deals additional damage when you reach higher levels. At 5th level, the ranged attack deals an extra 1d6 damage. This damage increases by 1d6 again at 11th level and 17th level. The damage is the same type as the weapon's damage.

### TECH OVERRIDE

*3rd-level tech power*

**Casting Time:** 1 reaction

**Range:** 60 feet

**Duration:** Instantaneous

You attempt to interrupt a creature in the process of casting a tech power. If the creature is casting a power of 3rd level or lower, its power fails and has no effect. If it is casting a power of 4th level or higher, make an ability check using your techcasting ability. The DC equals 10 + the power's level. On a success, the creature's power fails and has no effect.

**Overcharge Tech.** When you cast this power using a tech slot of 4th level or higher, the interrupted power has no effect if its level is less than or equal to the level of the tech slot you used.

### TEMPORARY BOOST

*At-will tech power*

**Casting Time:** 1 action

**Range:** Touch

**Duration:** Concentration, up to 1 minute

You touch one willing creature. Once before the power ends, the target can roll a d4 and add the number rolled to one ability check of its choice. It can roll the die before or after making the ability check. The power then ends.

This power's die increases at higher levels: to a d6 at 5th level, a d8 at 11th level, and a d10 at 17th level.

### TONAL TRANSLOCATE

*3rd-level tech power*

**Casting Time:** 1 action

**Range:** 90 feet

**Duration:** Instantaneous

You teleport yourself to an unoccupied space you can see within range. Immediately after you disappear, a thunderous boom sounds, and each creature within 10 feet of the space you left must make a Constitution saving throw, taking 3d10 sonic damage on a failed save, or half as much damage on a successful one. The blast can be heard from up to 300 feet away.

You can bring along objects as long as their weight doesn't exceed what you can carry. You can also teleport one willing creature of your size or smaller who is carrying gear up to its carrying capacity. The creature must be within 5 feet of you when you cast this power, and there must be an unoccupied space within 5 feet of your destination space for the creature to appear in; otherwise, the creature is left behind.

**Overcharge Tech.** When you cast this power using a tech slot of 4th level or higher, the damage increases by 1d10 for each slot level above 3rd.

### TOXIC CLOUD

*5th-level tech power*

**Casting Time:** 1 action

**Range:** 120 feet

**Duration:** Concentration, up to 10 minutes

You create a 20-foot-radius sphere of poisonous, yellow-green fog centered on a point you choose within range. The fog spreads around corners. It lasts for the duration or until strong wind disperses the fog, ending the power. Its area is heavily obscured.

When a creature enters the power's area for the first time on a turn or starts its turn there, that creature must make a Constitution saving throw. The creature takes 5d8 poison damage on a failed save, or half as much damage on a successful one. Creatures are affected even if they hold their breath or don't need to breathe.

The fog moves 10 feet away from you at the start of each of your turns, rolling along the surface of the ground. The vapors, being heavier than air, sink to the lowest level of the land, even pouring down openings.

**Overcharge Tech.** When you cast this power using a tech slot of 6th level or higher, the damage increases by 1d8 for each slot level above 5th.

### TOXIN PURGE

*2nd-level tech power*

**Casting Time:** 1 action

**Range:** Touch

**Duration:** 1 hour

You touch a creature. If it is poisoned or diseased, you neutralize the poison or disease. If more than one poison or disease afflicts the target, you neutralize one poison or disease that you know is present, or you neutralize one at random.

For the duration, the target has advantage on saving throws against being poisoned or diseased, and it has resistance to poison damage.

### TOXIN SCAN

*1st-level tech power*

**Casting Time:** 1 action

**Range:** Self

**Duration:** Concentration, up to 10 minutes

For the duration, you can see the presence and location of poisons and diseases within 30 feet of you. You also identify the kind of poison or disease in each case.

### TRACER BOLT

*1st-level tech power*

**Casting Time:** 1 action

**Range:** 120 feet

**Duration:** 1 round

A flash of light streaks toward a creature of your choice within range. Make a ranged tech attack against the target. On a hit, the target takes 4d6 energy damage, and the next attack roll made against this target before the end of your next turn has advantage.

**Overcharge Tech.** When you cast this power using a tech slot of 2nd level or higher, the damage increases by 1d6 for each slot level above 1st.

### TRACKER DROID INTERFACE

*1st-level tech power*

**Casting Time:** 1 hour

**Range:** 10 feet

**Duration:** Instantaneous

You interface a tracker droid with your tech focus, creating a permanent link.

Your tracker droid acts independently of you, but it always obeys your commands. In combat, it acts on your turn.

While your tracker droid is within 100 feet of you, you can communicate with it via your tech focus. Additionally, as an action, you can see through your droid's vision and hear what it hears until the start of your next turn, gaining the benefits of any special senses that the droid has. During this time, you are deaf and blind with regard to your own senses.

You can't maintain an interface between more than one tracker droid and your tech focus at a time.

Finally, when you cast a tech power with a range of touch, your tracker can deliver the power as if it had cast it. Your tracker droid must be within 100 feet of you, and it must use its reaction to deliver the power when you cast it. If the power requires an attack roll, you use your attack modifier for the roll.

**Overcharge Tech.** When you cast this power using a tech slot of 3rd level or higher, you can maintain a link with one more tracker droid for every two slot levels above 1st. Multiple tracker droids act on the same initiative. You can only see through one droid's vision at a time, but you can toggle between droids as a bonus action. Each droid must still be within 100 feet of you.

### TRANQUILIZER

*1st-level tech power*

**Casting Time:** 1 action

**Range:** 90 feet

**Duration:** 1 minute

You emit a tranquilizing dart that knocks a creature unconscious. Roll 5d8; if the creature's remaining hit points are less than the total, the creature falls unconscious until the power ends, the sleeper takes damage, or someone uses an action to shake or slap the sleeper awake. This power has no effect on droids or constructs.

**Overcharge Tech.** When you cast this power using a tech slot of 2nd level or higher, you can target an additional creature for each slot level above 1st. For each target, roll 5d8 separately.

### TRANSLATION PROGRAM

*1st-level tech power*

**Casting Time:** 1 action

**Range:** Self

**Duration:** 1 hour

For the duration, you understand the literal meaning of any spoken registered language that you hear, as long as you have your tech focus. You also understand any written language that you see, but you must be within reach of the surface on which the words are written. It takes about 1 minute to read one page of text.

This power doesn't decode secret messages in a text, nor does it interpret a glyph, such as an ancient Sith rune, that isn't part of a written language.

### TRANSLOCATE

*2nd-level tech power*

**Casting Time:** 1 bonus action

**Range:** Self

**Duration:** Instantaneous

Your form shimmers in a holographic configuration, and then collapses. You teleport up to 30 feet to an unoccupied space that you can see.

### TRUTH SERUM

*2nd-level tech power*

**Casting Time:** 1 action

**Range:** Touch

**Duration:** 10 minutes

You administer a poison to a creature you touched that prevents it from telling lies. The creature touched must make a Constitution saving throw. On a success, nothing happens. On a failure, the creature can't speak a deliberate lie until the power ends.

An affected creature is aware of the power and can thus avoid answering questions to which it would normally respond with a lie. Such a creature can be evasive in its answers as long as it remains within the boundaries of the truth.

### VENOMOUS STRIKE

*At-will tech power*

**Casting Time:** 1 action

**Range:** Varies

**Duration:** Instantaneous

As part of the action used to cast this power, you must make a melee weapon attack against one creature within your reach, otherwise the power fails. On a hit, the target suffers the attack's normal effects, and if you were hidden from it, it takes an additional 1d4 poison damage.

This power's damage increases when you reach higher levels. At 5th level, the melee attack deals an extra 1d8 poison damage to the target, and the damage the target takes when you are hidden from it increases to 2d4. Both damage rolls increase by 1d8 and 1d4, respectively, at 11th level and 17th level.



## VERTICAL MANEUVERING

*3rd-level tech power*

**Casting Time:** 1 action; or 1 reaction, which you take when you are falling and within 30 feet of a solid surface

**Range:** Self

**Duration:** Concentration, up to 1 hour

If you cast this power as a reaction, your fall is stopped, and you remain aloft. For the duration, as long as you are within 30 feet of a solid surface, you have a flying speed of 40 feet. In addition, you can't be knocked prone, and you have advantage on saving throws made against effects that would push you or pull you. When the power ends, you are gently lowered to the ground, if you are within 30 feet of it.

## VOLTAIC SHIELDING

*1st-level tech power*

**Casting Time:** 1 action

**Range:** Self

**Duration:** 1 hour

A protective barrier surrounds you, manifesting as crackling lightning that covers you and your gear. You gain 5 temporary hit points for the duration. If a creature hits you with a melee attack while you have these hit points, the creature takes 5 lightning damage.

**Overcharge Tech.** When you cast this power using a tech slot of 2nd level or higher, both the temporary hit points and the lightning damage increase by 5 for each slot.

## VORTEX SHOT

*At-will tech power*

**Casting Time:** 1 action

**Range:** Varies

**Duration:** Instantaneous

As part of the action used to cast this power, you must make a ranged weapon attack against one creature within your weapon's range, otherwise the power fails. On a hit, the target suffers the attack's normal effects, and each Large or smaller creature within 10 feet of the target must succeed on a Strength saving throw or be pulled to the nearest unoccupied space adjacent to the target.

This power deals additional damage when you reach higher levels. At 5th level, the ranged attack deals an extra 1d6 damage. This damage increases by 1d6 again at 11th level and 17th level. The damage is the same type as the weapon's damage.

## WARD

*At-will tech power*

**Casting Time:** 1 action

**Range:** Self

**Duration:** 1 round

You emit a powerful force field that deflects incoming attacks. Until the end of your next turn, you have resistance against kinetic, energy, and ion damage dealt by weapon attacks.

## WARDING SHOT

*At-will tech power*

**Casting Time:** 1 action

**Range:** Varies

**Duration:** 1 round

As part of the action used to cast this power, you must make a ranged weapon attack against one creature within your weapon's range, otherwise the power fails. On a hit, the target suffers the attack's normal effects, and a dim barrier surrounds it. The first time it would deal damage before the start of your next turn, that damage is reduced by 1d6.

This power's damage reduction increases by 1d6 when you reach 5th level (2d6), 11th level (3d6), and 17th level (4d6).

## WIRE BIND

*4th-level tech power*

**Casting Time:** 1 action

**Range:** 30 feet

**Duration:** 1 minute

You produce up to 4 wires, which bind creatures of your choice that you can see within range. A creature can be targeted by more than one wire.

Each target must make a Dexterity saving throw for each wire that targets it. On a failed save, the creature is restrained and falls prone as it is wrapped securely by the wire.

A creature restrained by a wire can use its action to make a Strength or Dexterity check (its choice) against your tech save DC. On a success, it is no longer restrained by that wire. A wire can also be destroyed; each one has AC 15 and 10 hit points, and has immunity to all damage not dealt by melee weapons.

A wire that misses its target or is escaped falls slack and disintegrates, as do all remaining wires when the power ends.

## WIRE LINE

*At-will tech power*

**Casting Time:** 1 action

**Range:** 30 feet

**Duration:** Instantaneous

You launch a grappling wire toward a creature you can see within range. Make a melee tech attack against the target. If the attack hits, the creature takes 1d6 kinetic damage, and if the creature is Large or smaller, you pull the creature up to 10 feet closer to you.

This power's damage increases by 1d6 when you reach 5th level (2d6), 11th level (3d6), and 17th level (4d6).

# APPENDIX A: CONDITIONS

**C**ONDITIONS ALTER A CREATURE'S CAPABILITIES IN A VARIETY OF ways and can arise as a result of a power, a class feature, a monster's attack, or other effect. Most conditions, such as blinded, are impairments, but a few, such as invisible, can be advantageous.

A condition lasts either until it is countered (the prone condition is countered by standing up, for example) or for a duration specified by the effect that imposed the condition.

If multiple effects impose the same condition on a creature, each instance of the condition has its own duration, but the condition's effects don't get worse. A creature either has a condition or doesn't.

The following definitions specify what happens to a creature while it is subjected to a condition.

## BLINDED

- A blinded creature can't see and automatically fails any ability check that requires sight.
- Attack rolls against the creature have advantage, and the creature's attack rolls have disadvantage.

## CHARMED

- A charmed creature can't attack the charmer or target the charmer with harmful abilities or enhanced effects.
- The charmer has advantage on any ability check to interact socially with the creature.

## DEAFENED

- A deafened creature can't hear and automatically fails any ability check that requires hearing.

## DISEASED

- A diseased creature suffers effects that vary based on the disease.

## EXHAUSTION

Some special abilities and environmental hazards, and the long-term effects of freezing or scorching temperatures, can lead to a special condition called exhaustion. Exhaustion is measured in six levels. An effect can give a creature one or more levels of exhaustion, as specified in the effect's description.

### Exhaustion Level

Level	Effect
1	Disadvantage on ability checks
2	1 slowed level
3	Disadvantage on attack rolls and saving throws
4	Hit point maximum halved
5	4 slowed levels
6	Death

If an already exhausted creature suffers another effect that causes exhaustion, its current exhaustion level increases by the amount specified in the effect's description.

A creature suffers the effect of its current exhaustion level as well as all lower levels. For example, a creature suffering level 2 exhaustion has 1 slowed level and has disadvantage on ability checks.

An effect that removes exhaustion reduces its level as specified in the effect's description, with all exhaustion effects ending if a creature's exhaustion level is reduced below 1.

Finishing a long rest reduces a creature's exhaustion level by 1, provided that the creature has also ingested some food and drink.

## FRIGHTENED

- A frightened creature has disadvantage on ability checks and attack rolls while the source of its fear is within line of sight.
- The creature can't willingly move closer to the source of its fear.

## GRAPPLED

- A grappled creature has 4 slowed levels.
- The condition ends if the grappler is incapacitated (see the condition).
- The condition also ends if an effect removes the grappled creature from the reach of the grappler or grappling effect.

## INCAPACITATED

- An incapacitated creature can't take actions or reactions.

## INVISIBLE

- An invisible creature is impossible to see without the aid of powers or a special sense. For the purpose of hiding, the creature is heavily obscured. The creature's location can be detected by any noise it makes or any tracks it leaves.
- Attack rolls against the creature have disadvantage, and the creature's attack rolls have advantage.

## PARALYZED

- A paralyzed creature is incapacitated (see the condition) and can't move or speak.
- The creature automatically fails Strength and Dexterity saving throws. Attack rolls against the creature have advantage.
- Any attack that hits the creature is a critical hit if the attacker is within 5 feet of the creature.

## PETRIFIED

- A petrified creature is transformed, along with any object it is wearing or carrying, into a solid inanimate substance (usually stone). Its weight increases by a factor of ten, and it ceases aging.
- The creature is incapacitated (see the condition), can't move or speak, and is unaware of its surroundings.
- Attack rolls against the creature have advantage.
- The creature automatically fails Strength and Dexterity saving throws.
- The creature has resistance to all damage.
- The creature is immune to poison and disease, although a poison or disease already in its system is suspended, not neutralized.

### POISONED

- A poisoned creature has disadvantage on attack rolls and ability checks.

### PRONE

- A prone creature's only movement option is to crawl, unless it stands up and thereby ends the condition.
- The creature has disadvantage on melee attack rolls.
- The creature has disadvantage on ranged attack rolls against targets within 30 feet.
- An attack roll against the creature has advantage if the attacker is within 5 feet of the creature. Otherwise, the attack roll has disadvantage.

### RESTRAINED

- A restrained creature has 4 slowed levels.
- Attack rolls against the creature have advantage, and the creature's attack rolls have disadvantage.
- The creature has disadvantage on Dexterity saving throws.

### SHOCKED

- A shocked creature can't take reactions.
- On its turn, a shocked creature can take either an action or a bonus action, but not both.

### SLOWED

Some abilities, effects, and hazards can lead to a special condition called slowed. Slowed is measured in four levels. An effect can give a creature one or more levels of slowed, as specified in the effect's description.

#### Slowed Level

##### Level Effect

1	Speed reduced by 15 feet
2	Speed reduced by 25 feet
3	Speed reduced by 30 feet
4	Speed reduced to 0, and can't benefit from any bonus to speed

If an already slowed creature suffers another effect that causes it to be slowed, its current slowed level increases by the amount specified in the effect's description.

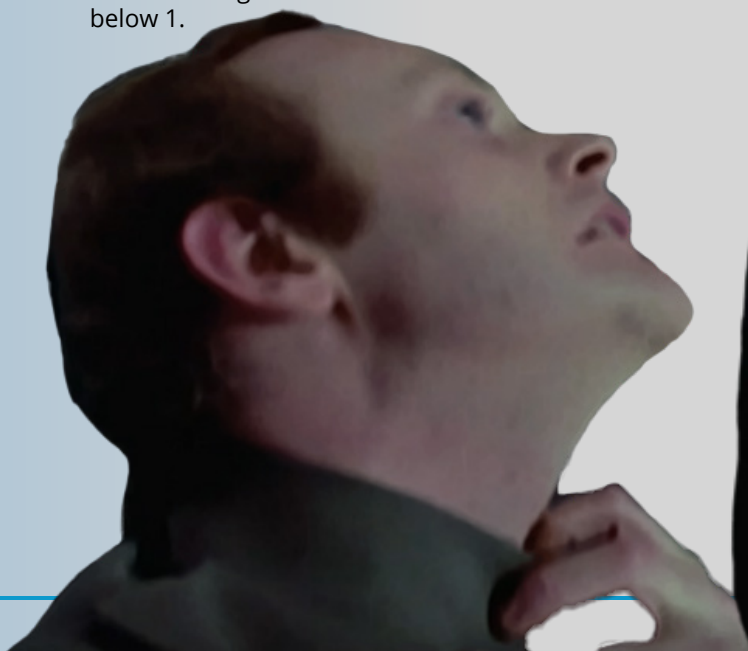
An effect that removes slowed reduces its level as specified in the effect's description, with all slowed effects ending if a creature's slowed level is reduced below 1.

### STUNNED

- A stunned creature is incapacitated (see the condition), can't move, and can speak only falteringly.
- The creature automatically fails Strength and Dexterity saving throws.
- Attack rolls against the creature have advantage.

### UNCONSCIOUS

- An unconscious creature is incapacitated (see the condition), can't move or speak, and is unaware of its surroundings.
- The creature drops whatever it's holding and falls prone.
- The creature automatically fails Strength and Dexterity saving throws.
- Attack rolls against the creature have advantage.
- Any attack that hits the creature is a critical hit if the attacker is within 5 feet of the creature.





## APPENDIX B: RECOMMENDED VARIANT RULES

**H**OUSE/VARIANT RULES ARE OPTIONAL ADDITIONS TO GM EACH game that in some way enhance or alter game play. Generally, they are done to alleviate stress from the GM, to improve player engagement, or to help a player realize a character goal. This appendix includes a number of variant rule options, all of which I offer at my table.

I would encourage you to become familiar with the core content of this conversion before you decide if these house rules are right for you.

### DEFENSE ROLLS

One of the first variant rules I added to my games was the Defense Rolls, published in the *Unearthed Arcana: Variant Rules*. Essentially, instead of the GM making attack rolls against the players' static AC, the players make defense rolls against the GM's static attack save DC. Implementing this is easy.

#### CALCULATING DEFENSE BONUS (DB)

Armor class is replaced with Defense Bonus. This bonus is calculated simply by players taking their AC and subtracting 10. If a player had an AC of 16, they would have a DB of +6.

#### CALCULATING ATTACK SAVE DC

Attack bonuses you find on monster cards are similar converted to static values, called the attack save DC. To calculate this DC, simply take the listed attack bonus and add 12 to it. For instance, a B1 battle droid's blaster rifle attacks with a +4 modifier. Instead, that droid would have an attack save DC of 16.

### MAKING THE ROLL

Instead of the GM making attack rolls, players make defense rolls by rolling a d20 and adding their Defense Bonus. If the roll meets or exceeds the attack save DC, the player successfully defends. If a character fails the defense roll, the attack hits.

If the attacker would normally have advantage on the attack roll, you instead apply disadvantage to the defense roll, and vice versa if the attacker would have disadvantage.

If the defense roll comes up a 1 on the d20, then the attack is a critical hit. If the attacker would normally score a critical hit on a roll of 19 or 20, then the attack is a critical hit on a 1 or 2, and so forth for broader critical ranges.

Similarly, a 20 on the defense roll would automatically be a successful dodge, regardless of the attack save DC.

#### WHY I RECOMMEND THIS RULE

This is the first variant rule I implemented at my table, and it has thus far been universally loved. Keeping players engaged is very important at the table. Additionally, abilities that players have that allow them to know your attack rolls are simpler since the player rolls the dice in the open.

While I use this rule, and will continue to do so, when my players encounter "boss"-type mobs, I roll attack rolls as normal.

I especially recommend this rule if you utilize the Space Combat optional rule set. Since the pilot on many larger ships doesn't operate the weapons, using this rule keeps them further engaged.

### SAVING THROW CHECKS

Also published in the *Unearthed Arcana: Variant Rules* was a rule for your players to roll when they use powers or abilities that call for a save DC. Instead of the GM making saving throws against the players' static save DCs, the players roll a saving throw check against the GM's defense save DC.

#### CALCULATING SAVING THROW CHECK

If players have their save throw DCs calculated, simply subtract 8 from that value. If your consular's force save DC is 15, your saving throw check modifier is +7.

#### CALCULATING DEFENSE SAVE DC

Monster cards also include potential saving throws, which can easily be converted to a defense save DC. Take the appropriate ability score modifier and add 14 to it. If the monster is proficient in the saving throw (indicated in the *saving throw* line on the monster card, if it exists), instead use that value. For instance, if a B1 battle droid is forced to make a Dexterity saving throw, its defense save DC would be 16 (14+2).

### MAKING THE ROLL

Instead of the GM rolling saving throws for the monsters, players make saving throw checks by rolling a d20 and adding their saving throw check modifier. If the roll meets or exceeds the defense save DC, the creature fails the saving throw. If a character fails the saving throw check, the creature successfully saves.

If the defender would normally have advantage on the saving roll, you instead apply disadvantage to the saving throw check, and vice versa if the defender would have disadvantage.

#### WHY I RECOMMEND THIS RULE

For all the same reasons as defense rolls. Players enjoy it, and it makes it easier for me to GM. Again, I don't use this rule when players encounter bosses.

### FORCE AND TECH PROWESS

When you fail an ability check, if you added your proficiency bonus to the check and you did not have advantage or disadvantage, you can spend 1 force or tech point to reroll the die. You can only use this feature once per ability check, and you must use the new roll.

#### WHY I RECOMMEND THIS RULE

This is actually a holdover from before casting ability modifier was added to force and tech points.

## SIMPLIFIED FORCECASTING

The current version of the SW5e PHB has the player using different ability scores depending on the alignment of the powers they are trying to cast: Wisdom for light side, Charisma for dark side, player's choice for universal.

For new players, this might be too complicated. Consider letting them instead choose between using Wisdom and Charisma as their forcecasting ability.

### WHY I RECOMMEND THIS RULE

---

This is a wonderful simplification for new players. I, personally, love the alignment determining the forcecasting ability, and I have relatively experienced players, so I haven't felt a need to use this.

## ASI AND A FEAT

This one is simple. At level 4, 8, 12, 16, and 19, when a player gets the opportunity to choose between adding 2 to their ability scores or a feat, I'm letting them add 1 to an ability score *and* choose a feat.

Now, this is going to create more powerful players, which means you need to pit them against more powerful monsters. I, personally, love this rule because I know it helps experienced players realize the exact character they want and helps to differentiate different characters of the same class. Then again, I'm a *huge* proponent of feats in general.

### WHY I RECOMMEND THIS RULE

---

I love feats and I love powerful player characters, so as a GM this rule works well for me. It's not for everyone.

## CRUELER CRITICALS

Normally, when you score a critical hit, you roll the damage dice twice and add your modifier once. For instance, if you are wielding a weapon that deals 1d8 kinetic damage and is governed by Strength, on a critical hit you deal 2d8 + your Strength modifier kinetic damage. Sometimes, poor rolls lead to you doing less damage on a critical hit than a normal hit. For instance, you might roll two 1's on your 2d8, which with your +3 Strength modifier is only 5 damage. This feels lackluster.

With this rule, instead of rolling the damage dice twice, you instead maximize the damage once and then roll the second die. So, using the above example, instead of rolling 2d8 and adding your Strength modifier, you instead roll 1d8, add 8 for the maximum die roll, and then add your Strength modifier. This will make critical hits feel more impactful.

### WHY I RECOMMEND THIS RULE

---

As indicated above, this variant rule helps make crits more impactful, but it's a double-edged sword, since it can make damage against player's spike, too.

## MILESTONE LEVELING

I won't delve too far into this. The simplified version is that instead of receiving experience for every encounter and leveling up at odd times, the GM chooses when they level up. Additionally, there never has the potential to be an experience, and consequently level, disparity between players.

### WHY I RECOMMEND THIS RULE

---

Milestone leveling eliminates unnecessary record-keeping, helps maintain narrative significance to leveling up, and streamlines the GM controlling the game.

Additionally, if you utilize the Space Combat optional rule set, I urge you to use this. The nature of space combat is that there is no ship leveling up. Experience values relative to the amount required to level up will diminish drastically.

## BONUS ACTION CONSUMABLES

Most consumables require an action to use, which makes sense when applying them to others. However, a common adjustment in 5e (which is even more logical in SW5e), is to allow administering such consumables to yourself as a bonus action, instead. This only applies to consumables that confer a positive benefit, such as a repair kit or medpac.

### WHY I RECOMMEND THIS RULE

---

This is a pretty common house rule at most tables, I believe. I've always used it since I discovered it years ago.

## HUNTED

In some eras of *Star Wars* history, forcecasters are a rarity, and are hunted across the galaxy by the likes of Inquisitors, or if they're unlucky, a Dark Lord of the Sith, in an attempt to crush any foreseen threats to their rule. Should you want your forcecasting players to experience this additional level of drama and suspense, here is an alternate rule to implement:

Whenever a player casts a force power, others in the Galaxy may detect their presence through ripples in the Force. Each player has a pool of Disturbance Points. This pool of Disturbance Points increases every time a force power is cast by a number of points equal to the level of the force power used (at-will powers are treated as Level 0).

After each combat, roll a percentile dice for each player that used a force power. If you roll a number equal to or lower than the player's Disturbance Pool, they are detected by Jedi Hunters of your determination, who begin to hunt the player they detected.

During each long rest, decrease each player's pool of Disturbance Points by an amount equal to their level.

### WHY I RECOMMEND THIS RULE

---

I actually run a campaign in the Old Republic era, so I don't use this rule. It *is* great, however, for those who run in more restricted eras.

- A clear path to the target, 235
- Ability checks, 221
- Ability score increase, 17
- Ability scores and modifiers, 209
- Acid (damage), 229
- Acrobatics, 213
- Active approach to roleplaying, 221
- Activity while traveling, 218
- Age, 17
- Alignment, 17, 148
- Ammunition (property), 175
- Animal handling, 215
- Antitoxkit, 182
- Aquatic rebreather, 182
- Areas of effect
- Aristocratic (lifestyle), 189
- Armor and shield proficiency, 172
- Armor class, 14
- Armor properties, 172
- Armormech's implements, 186
- Arms, armor, and other equipment, 171
- Armstech's implements, 186
- Artificer's implements, 186
- Artisan's implements, 186
- Artist's implements, 186
- Astrotech's implements, 186
- At-will powers, 233
- Athletics, 212
- Attack (action), 225
- Attack rolls, 235
- Auto (property), 175
- Background feat, 149
- Backpack, 182
- Bandolier, 184
- Barding, 188
- Being prone, 224
- Beyond 1st level, 15
- Binders, 183
- Biochemist's kit, 186
- Biotech's implements, 186
- Bipod, 184
- Blinded (condition), 305
- Blindsight, 219
- Bonds, 148
- Bonus action, 223, 234
- Breaking up your move, 224
- Bright light, 219
- Bulky (property), 172
- Burglar's pack, 179
- Burst (property), 175
- Canteen, 182
- Cast a power (action), 226
- Casting a power at a higher level, 233
- Casting in armor, 233
- Casting time, 234
- Charisma, 216
- Charmed (condition), 305
- Chef's kit, 186
- Chest, 182
- Choosing to be hit, 227
- Chronometer, 183
- Class features and Hit Dice, 15
- Climbing, 218
- Code cylinder, 180
- Cold (damage), 229
- Combat step by step, 223
- Combat, 10
- Combining effects, 235
- Comfortable (lifestyle), 189
- Comm jammer, 180
- CommLink, 180
- Concentration, 234
- Cone, 235
- Constitution, 214
- Constructor's implements, 186
- Contests, 210
- Controlling a mount, 231
- Crafting, 222
- Crate, 182
- Crawling, 218
- Creature size, 225
- Critical hit range, 229
- Critical hits, 229
- Cube, 235
- Customization ability scores, 13
- Customizing a background, 149
- Cybertech's implements, 186
- Cylinder, 235
- Damage types, 229
- Darkness, 219
- Darkvision, 219
- Dart, 179
- Dash (action), 226
- Datacard, 180
- Datacron, 180
- Datapad, 180
- Deafened (condition), 305
- Death saving throws, 230
- Deception, 216
- Demolitions kit, 186
- Describing the effects of damage, 229
- Descriptive approach to roleplaying, 220
- Dexterity (property), 175
- Dexterity, 213
- Difficult terrain, 218, 224
- Dim light, 219
- Diplomat's pack, 179
- Diseased (condition), 305
- Disengage (action), 226
- Disguise kit, 186
- Disguised (property), 175
- Dodge (action), 226
- Double (property), 175
- Downtime activities, 222
- Draw a map, 219
- Dungeoneer's pack, 179
- Duration, 234
- Emergency battery, 182
- Encountering creatures, 218
- Encumbrance, 212
- Energy (damage), 229
- Enhanced items, 171
- Entertainer's pack, 179
- Enviro-suit, 182
- Equipment sizes, 172
- Equipment, 149
- Exhaustion (condition), 305
- Experience points, 191
- Expertise, 210
- Exploration, 10
- Explorer's pack, 179
- Extra attack, 192
- Falling unconscious, 230
- Falling, 219
- Field rations, 183
- Finding a hidden object, 215
- Finesse (property), 175
- Fire (damage), 229
- Fixed (property), 175
- Flaws, 148
- Flight suit, 182
- Flying movement, 225
- Food and water, 220
- Food, 220
- Forage, 219
- Force (damage), 229
- Force and tech points, 233
- Forcecasting ability, 215-216
- Forced march, 217
- Forgery kit, 186
- Friction-grip gear, 184
- Frightened (condition), 305
- Fusion cutter, 183
- Gadgeteer's implements, 186
- Gaming sets, 186
- Gems, jewelry, and art objects, 171
- Getting into and out of armor, 174
- Glowrod, 183
- Grappled (condition), 305
- Grappling hook, 183
- Grappling, 228
- Grenade, fragmentation, 181
- Grenade, gas, 181
- Grenade, ion, 181
- Grenade, plasma, 181
- Group checks, 212
- Guard (action), 226
- Half cover, 228
- Headcomm, 180
- Heat generator, 183
- Heavily obscured, 219
- Heavy (property), 175
- Height and weight, 147
- Help (action), 226
- Hidden (property), 175
- Hide (action), 226
- Hiding, 213
- High jump, 218
- Hit Dice, 230
- Hit points and Hit Dice, 12, 191
- Hit points, 214
- Holocomm, 180
- Holocron, 180
- Holorecorder, 180
- Holotrace device, 180
- Homing beacon, 183
- Ideals, 148
- Improvised weapons, 175
- Improvising an action, 226
- Incapacitated (condition), 305
- Initiative, 213
- Insight, 215
- Instant death, 230
- Instantaneous, 234
- Intelligence, 214
- Interacting with objects around you, 224
- Interacting with objects, 220
- Intimidation, 216
- Investigation, 214
- Invisible (condition), 305
- Ion (damage), 229
- Jetpack, 184
- Jeweler's implements, 186
- Jumping, 218
- Kinetic (damage), 229
- Knocking a creature out, 230
- Known powers



- Languages, 17, 148-9
- Level, 11
- Lifestyle expenses, 222
- Lifting and carrying, 212
- Light (property), 175
- Lightly obscured, 219
- Lightning (damage), 229
- Line, 235
- Long jump, 218
- Long rest, 221
- Longer casting times, 234
- Lore, 214
- Luminous (property), 175
- Macrobinoculars, 183
- Marching order, 218
- Mechanic's kit, 186
- Medicine, 215
- Medpac, 182
- Mess kit, 183
- Mine, fragmentation, 181
- Mine, gas, 181
- Mine, incendiary, 181
- Missile, fragmentation, 179
- Modest (lifestyle), 189
- Modifiers to the roll, 227
- Monsters and death, 230
- Mounting and dismounting, 231
- Mounts, speeders, and vehicles, 217
- Moving around other creatures, 225
- Moving between attacks, 224
- Musical instruments, 186
- Nature, 214
- Navigate, 219
- Necrotic (damage), 229
- Noticing threats, 218
- Object interaction, 223
- Obtrusive (property), 172
- One-quarter cover, 228
- Opportunity attacks, 227
- Other activity on your turn, 224
- Paralyzed (condition), 305
- Passive checks, 211
- Perception, 215
- Performance, 216
- Personality traits, 148
- Persuasion, 216
- Petrified (condition), 305
- Piloting, 214
- Playing on a grid, 225
- Pocket scrambler, 180
- Poison (damage), 229
- Poison, 182
- Poisoned (condition), 306
- Poisoner's kit, 186
- Poor (lifestyle), 189
- Pouch, 182
- Power alignments, 234
- Power cell, 179
- Power level, 233
- Practicing a profession, 222
- Prerequisites, 234
- Priest's pack, 179
- Proficiencies, 149
- Proficiency bonus, 12, 191
- Projector canister, cryo, 179
- Projector canister, incendiary, 179
- Prone (condition), 306
- Psychic (damage), 229
- Ram, portable, 183
- Range (powers), 234
- Range (property), 176
- Range, 228
- Ranged attacks in close combat, 228
- Rapid (property), 176
- Reach (property), 176
- Reactions, 224, 234
- Ready (action), 226
- Recuperating, 222
- Reload (property), 176
- Remote detonator, 184
- Repair kit, 182
- Researching, 222
- Respirator, 182
- Resting in armor, 221
- Restrained (condition), 306
- Restraining bolt, 183
- Results of roleplaying, 221
- Returning (property), 176
- Rocket boots, 184
- Roleplaying, 220
- Rolling 1 or 20, 227
- Saddles, 188
- Saving throws, 235
- Scholar's pack, 179
- Search (action), 226
- Security kit, 186
- Self-sufficiency, 190
- Shocked (condition), 306
- Short rest, 221
- Shoving, 228
- Size, 17
- Skills with other abilities, 211
- Skills, 211
- Sleight of hand, 213
- Slicer's kit, 186
- Slowed (condition), 306
- Slug cartridge, 179
- Social interaction, 10
- Sonic (damage), 229
- Space, 225
- Special (property), 176
- Special traits, 17
- Special types of movement, 218
- Special weapons, 176
- Specialist's kits, 186
- Speed, 17, 217
- Sphere, 235
- Splitting up the party, 219
- Squalid (lifestyle), 189
- Squeezing into a smaller space, 225
- Stabilizing a creature, 230
- Stealth field generator, 184
- Stealth, 213, 218
- Strength (property), 172, 176
- Strength, 212
- Stunned (condition), 306
- Stylus pen, 180
- Suffocating, 219
- Suggested characteristics, 149
- Surprise, 223
- Surprising foes, 219
- Surveyor's implements, 186
- Survival
- Swimming, 218
- Synthweaver's implements, 186
- Tables:
  - Ability check DCs, 210
  - Ability scores and modifiers, 13
  - Adventuring gear, 185
  - Alignment, 147
  - Armor and shields, 174
  - Blasters, 177
  - Character advancement, 15
  - Common languages, 148
  - Donning and doffing armor, 174
  - Droids, 188
  - Fighting masteries, 196
  - Fighting styles, 193
  - Food, drink, and lodging, 190
  - Lifestyle expenses, 189
  - Lightsaber forms, 201
  - Lightweapons, 178
  - Mounts and other animals, 188
- Multiclass max power level, 192
- Multiclassing
  - prerequisites, 191
- Multiclassing
  - proficiencies, 192
- Power level point cost, 233
- Services, 190
- Tack harness, and drawn vehicles, 188
- Tools, 187
- Trade goods, 187
- Travel pace, 218
- Vehicles, 188
- Vibroweapons, 178
- Wealth by level, 171
- Targeting yourself, 235
- Targets, 235
- Techcasting ability, 214
- Technologist's pack, 179
- Technology, 214
- Thermal detonator, 181
- Three-quarters cover, 228
- Throw (property), 176
- Tinker's implements, 186
- Track, 219
- Tracker utility vest, 184
- Trade goods, 171
- Training, 222
- Traumakit, 182
- Travel pace, 217
- Tripod, 184
- Tripping, 228
- Truesight, 220
- Two-handed (property), 176
- Unconscious (condition), 306
- Unseen attackers and targets, 227
- Use an object (action), 226
- Using different speeds, 224
- Versatile (property), 176
- Vision and light, 219
- Water, 220
- Wealthy (lifestyle), 189
- Weapon proficiency, 175
- Weapon properties, 175
- Weapons, 14
- Wisdom, 215
- Working together, 212
- Wretched (lifestyle), 189
- Wristpad, 180
- XP and proficiency bonus progression, 15
- Your character's abilities, 14
- Your turn, 223

# WHAT COMES NEXT?

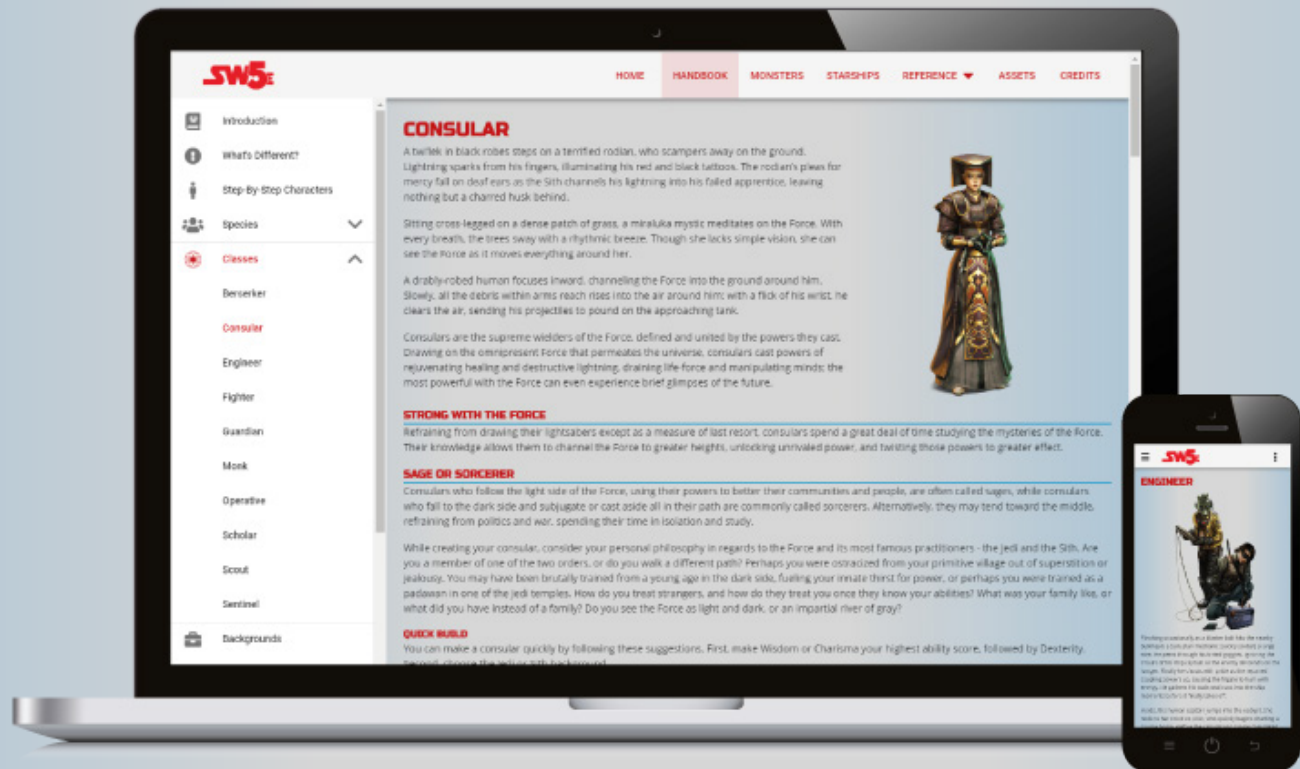
**H**aving delved into the depths of character creation, it's time to consider your next steps. The fun of D&D is in playing the game, not just making up characters (though that's fun, too).

Take to the stars in the *Starships of the Galaxy* expansion, and fight vile and malevolent creatures from *Scum and Villainy*. Explore robust cities and all they have to offer utilizing the *Wretched Hives* expansion, or build your own using *Galactic Strongholds*.

Bring your games to life with a suite of enhancements, using physical and digital tools, or accessories like miniatures, mats, maps, and more.

*Star Wars* 5th Edition is also available on roll20.net for those who can't find a regular gaming group in your city.

In addition to the content presented here, you can find additional content on [sw5e.com](http://sw5e.com), including advanced character options and GM tools.





# Arm Yourself for Adventure

The Player's Handbook is the essential reference for every Dungeons & Dragons roleplayer. It contains rule for character creation and advancement, backgrounds and skills, exploration and combat, equipment, powers, and much more.

Use this book to create exciting characters from the most iconic Star Wars species and classes.

The Star Wars 5th Edition experience of Dungeons & Dragons immerses you in worlds of deadly adventure. Explore ancient ruins and sprawling cities. Battle monsters and men while searching for legendary treasures. Gain experience as you journey throughout the galaxy with your companions.

The galaxy needs heroes. Will you answer the call?

---

When you're ready for more, expand your adventures with the *Starships of the Galaxy*, *Wretched Hives*, *Scum and Villainy*, and *Galactic Stronghold* expansions.

**SW5<sup>E</sup>**  
VISIT [SW5E.COM](http://SW5E.COM)

