



# Kingdoms

BY JASON NELSON







# Kingdoms



# Kingdoms

## CREDITS.....

**AUTHOR:** Jason Nelson

**ARTISTS:** Bruno Balixa, Jesus Blones, Tyler Clark, Ivan Dixon, William Hendershot, Frank Hessefort, Michael Jaecks, Jason Juta, Tom Kilian, Tim Kings-Lynne, Michal Matczak, Anastasia Nicholls, Beatrice Pelagatti, Daniel Robinett, Tanyaporn Sangsnit, Joe Slucher, Colby Stevenson, Simon Sweetman, Jon Tonello, Rian Trost, Steve Wood

**DEVELOPMENT:** Mike Kimmel

**DESIGN AND LAYOUT:** Rick Kunz

**LEGENDARY GAMES TEAM MEMBERS:** Alex Augunas, Clinton J. Boomer, Robert Brookes, Benjamin Bruck, Paris Crenshaw, Matthew Goodall, Jim Groves, Amanda Hamon Kunz, Thurston Hillman, Tim Hitchcock, Victoria Jaczko, Jenny Jarzabski, N. Jolly, Jonathan H. Keith, Michael Kortez, Jeff Lee, Nicolas Logue, Will McCardell, Jason Nelson, Jen Page, Richard Pett, Tom Phillips, Alistair Rigg, Loren Sieg, Amber Scott, Mark Seifter, Tork Shaw, Mike Shel, Neil Spicer, Todd Stewart, Russ Taylor, Greg A. Vaughan, Mike Welham, Linda Zayas-Palmer, and Clark Peterson

**EXECUTIVE PARTNER:** Neil Spicer

**FOUNDER:** Clark Peterson

**BUSINESS DIRECTOR:** Rachel Ventura

**ART DIRECTOR:** Rick Kunz

**Kingdoms** © 2016, Legendary Games;  
Author Jason Nelson, adapted by Mike  
Kimmel.

ISBN-13:978-1535518710

ISBN-10:1535518715

First printing July 2016.

Printed in USA.



**Legendary Games**

3734 SW 99th St.

Seattle, WA 98126-4026

[makeyourgamelegendary.com](http://makeyourgamelegendary.com)



## LEGAL

**Open Content:** Subject to designation as Product Identity (see below), the only portion of this Legendary Games product designated as Open Game Content is the rules content (creature stat blocks and names of skills, etc., taken from the SRD) as defined in the Open Game License version 1.0a Section 1(d). The front and back cover, back matter, introduction and Credits page, as well as all other parts of this product including all text not specifically designated as Open Game Content is not Open Game Content. No portion of this work other than

the material designated as Open Game Content may be reproduced in any form without written permission.

**Product Identity:** The following items are hereby identified as Product Identity, as defined in the Open Game License 1.0a, Section 1(e), and are not Open Content: Legendary Games, Legendary Planet, the Legendary Games Logo, Adventure Path Plug-In, *Kingdoms* (5E), as well as all trademarks, registered trademarks, proper names (including the names of each character, location, item or monster unique to this product), dialogue, plots, storylines, locations,

characters, artworks, and trade dress, but excluding any content that is Product Identity of Wizards of the Coast. (Elements that have previously been designated as Open Game Content are not included in this declaration.)

Reference in non-Open Game Content (thus not covered by the Open Game License) in this work to content owned by others is not a challenge to their ownership and is used under Fair Use.

**Reference** in non-Open Game Content (thus not covered by the Open Game License) in this work to content owned by others is not a challenge to their ownership and is used under Fair Use.

### OPEN GAME LICENSE Version 1.0a

The following text is the property of Wizards of the Coast, Inc. and is Copyright 2000 Wizards of the Coast, Inc. ("Wizards"). All Rights Reserved.

1. Definitions: (a) "Contributors" means the copyright and/or trademark owners who have contributed Open Game Content; (b) "Derivative Material" means copyrighted material including derivative works and translations (including into other computer languages), potation, modification, correction, addition, extension, upgrade, improvement, compilation, abridgment or other form in which an existing work may be recast, transformed or adapted; (c) "Distribute" means to reproduce, license, rent, lease, sell, broadcast, publicly display, transmit or otherwise distribute; (d) "Open Game Content" means the game mechanic and includes the methods, procedures, processes and routines to the extent such content does not embody the Product Identity and is an enhancement over the prior art and any additional content clearly identified as Open Game Content by the Contributor, and means any work covered by this License, including translations and derivative works under copyright law, but specifically excludes Product Identity. (e) "Product Identity" means product and product line names, logos and identifying marks including trade dress; artifacts, creatures, characters, stories, storylines, plots, thematic elements, dialogue, incidents, language, artwork, symbols, designs, depictions, likenesses, formats, poses, concepts, themes and graphic, photographic and other visual or audio representations; names and descriptions of characters, spells, enchantments, personalities, teams, personas, likenesses and special abilities; places, locations, environments, creatures, equipment, magical or supernatural abilities or effects, logos, symbols, or graphic designs; and any other trademark or registered trademark clearly identified as Product identity by the owner of the Product Identity, and which specifically excludes the Open Game Content; (f) "Trademark" means the logos, names, mark, sign, motto, designs that are used by a Contributor to identify itself or its products or the associated products contributed to the Open Game License by the Contributor (g) "Use", "Used" or "Using" means to use, Distribute, copy, edit, format, modify, translate and otherwise create Derivative Material of Open Game Content. (h) "You" or "Your" means the licensee in terms of this agreement.

2. The License: This License applies to any Open Game Content that contains a notice indicating that the Open Game Content may

only be Used under and in terms of this License. You must affix such a notice to any Open Game Content that you Use. No terms may be added to or subtracted from this License except as described by the License itself. No other terms or conditions may be applied to any Open Game Content distributed using this License.

3. Offer and Acceptance: By Using the Open Game Content You indicate Your acceptance of the terms of this License.

4. Grant and Consideration: In consideration for agreeing to use this License, the Contributors grant You a perpetual, worldwide, royalty-free, non-exclusive license with the exact terms of this License to Use, the Open Game Content.

5. Representation of Authority to Contribute: If You are contributing original material as Open Game Content, You represent that Your Contributions are Your original creation and/or You have sufficient rights to grant the rights conveyed by this License.

6. Notice of License Copyright: You must update the COPYRIGHT NOTICE portion of this License to include the exact text of the COPYRIGHT NOTICE of any Open Game Content You are copying, modifying or distributing, and You must add the title, the copyright date, and the copyright holder's name to the COPYRIGHT NOTICE of any original Open Game Content you Distribute.

7. Use of Product Identity: You agree not to Use any Product Identity, including as an indication as to compatibility, except as expressly licensed in another, independent Agreement with the owner of each element of that Product Identity. You agree not to indicate compatibility or co-adaptability with any Trademark or Registered Trademark in conjunction with a work containing Open Game Content except as expressly licensed in another, independent Agreement with the owner of such Trademark or Registered Trademark. The use of any Product Identity in Open Game Content does not constitute a challenge to the ownership of that Product Identity. The owner of any Product Identity used in Open Game Content shall retain all rights, title and interest in and to that Product Identity.

8. Identification: If you distribute Open Game Content You must clearly indicate which portions of the work that you are distributing are Open Game Content.

9. Updating the License: Wizards or its designated Agents may publish updated versions of this License. You may use any authorized version of this License to copy, modify and distribute any Open Game Content originally distributed under any version of this License.

10. Copy of this License: You MUST include a copy of this License with every copy of the Open Game Content You distribute.

11. Use of Contributor Credits: You may not market or advertise the Open Game Content using the name of any Contributor unless You have written permission from the Contributor to do so.

12. Inability to Comply: If it is impossible for You to comply with any of the terms of this License with respect to some or all of the Open Game Content due to statute, judicial order, or governmental regulation then You may not Use any Open Game Material so affected.

13. Termination: This License will terminate automatically if You fail to comply with all terms herein and fail to cure such breach within 30 days of becoming aware of the breach. All sublicenses shall survive the termination of this License.

14. Reformation: If any provision of this License is held to be unenforceable, such provision shall be reformed only to the extent necessary to make it enforceable.

### 15. COPYRIGHT NOTICE

Open Game License v 1.0a © 2000, Wizards of the Coast, Inc.

Kingdoms © 2016, Legendary Games; Author Jason Nelson, adapted by Mike Kimmel.

System Reference Document. © 2000, Wizards of the Coast, Inc.; Authors Jonathan Tweet, Monte Cook, Skip Williams, based on material by E. Gary Gygax and Dave Arneson.

System Reference Document 5.0 Copyright 2016, Wizards of the Coast, Inc.; Authors Mike Mearls, Jeremy Crawford, Chris Perkins, Rodney Thompson, Peter Lee, James Wyatt, Robert J. Schwalb, Bruce R. Cordell, Chris Sims, and Steve Townshend, based on original material by E. Gary Gygax and Dave Arneson.

The Hypertext d20 SRD. © 2004, Jans W Carton. Pathfinder Roleplaying Game Core Rulebook. © 2009, Paizo Publishing, LLC; Author: Jason Bulmahn, based on material by Jonathan Tweet, Monte Cook, and Skip Williams.

Pathfinder Roleplaying Game Ultimate Campaign © 2013, Paizo Publishing, LLC: Authors: Jesse Benner, Benjamin Bruck, Jason Bulmahn, Ryan Costello, Adam Daigle, Matt Goetz, Tim Hitchcock, James Jacobs, Ryan Macklin, Colin McComb, Jason Nelson, Richard Pett, Stephen Radney-MacFarland, Patrick Renie, Sean K Reynolds, F. Wesley Schneider, James L. Sutter, Russ Taylor, and Stephen Townshend.



# TABLE OF CONTENTS

<b>SETTLEMENTS .....</b>	<b>3</b>	<b>LEGENDARY WARFARE .....</b>	<b>48</b>
The Settlement Stat Block.....	3	Army Statistics.....	49
Sample Settlements .....	7	Battle Phases.....	50
<b>KINGDOM BUILDING .....</b>	<b>8</b>	Battlefield Conditions.....	50
Leadership Roles .....	11	Army Tactics .....	52
Build Points .....	15	Strategy.....	53
Kingdom Turn Sequence.....	18	Victory, Rout, or Defeat.....	53
Edicts .....	19	Commanders .....	54
Terrain Improvements.....	21	Command Boons .....	55
Special Terrain.....	23	Army Resources.....	56
Settlements and Districts.....	23	Special Abilities .....	57
Founding a Settlement.....	25	Optional Mass Combat Rules.....	60
Magic Items in Settlements.....	26	Sample Armies.....	61
Buildings.....	27		
Events .....	35	<b>INDEX OF TABLES</b>	
<b>OPTIONAL KINGDOM RULES .....</b>	<b>39</b>	Table 1: Settlement Population Ranges .....	3
Edicts .....	40	Table 2: Settlement Statistics.....	5
Diplomatic Edicts		Table 3: Available Magic Items.....	5
Exploration Edicts		Table 4: Starting from Scratch.....	16
Trade Edicts		Table 5: Expansion Edicts .....	19
Vassalage Edicts		Table 6: Holiday Edicts .....	19
Expanding Settlement Modifiers.....	45	Table 7: Improvement Edicts.....	20
Fame and Infamy.....	45	Table 8: Taxation Edicts .....	20
Forms of Government.....	45	Table 9: Terrain and Terrain Improvements.....	25
Independence and Unification.....	46	Table 10: Event Type and Danger Level.....	35
		Table 11: Beneficial Kingdom Events.....	35
		Table 12: Dangerous Kingdom Events.....	36
		Table 13: Beneficial Settlement Events.....	36
		Table 14: Dangerous Settlement Events.....	36
		Table 15: Diplomatic Alignment Difference Modifier.....	41
		Table 16: Diplomatic Relationship Modifier.....	41
		Table 17: Settlement Sizes and Modifiers.....	47
		Table 18: Army Sizes .....	49
		Table 19: Strategy .....	53
		Table 20: Army Size .....	53
		Table 21: Resource Scaling.....	57





## **SPECIAL ELECTRONIC FEATURES**

---

We've hyperlinked this product internally from the Table of Contents and externally with references to the official System Reference Document (SRD) and 5eSRD. If it is in the core 5E rules, we generally didn't link to it unless the rule is an obscure one. The point is not to supersede the game books, but rather to help support you, the player, in accessing the rules, especially those from newer books or that you may not have memorized.

## **ABOUT LEGENDARY GAMES**

---

Legendary Games is an all star team of authors and designers, founded by Clark Peterson of Necromancer Games, Inc. Legendary Games uses a cooperative, team-based approach to bring you, the 5th edition fan, the best expansion material for your game. We are gamers and storytellers first, and we believe that passion shows in our products. So check us out, and Make Your Game Legendary! Visit us on Facebook, follow us on Twitter, and check out our website at [www.makeyourgamelegendary.com](http://www.makeyourgamelegendary.com)




# WHAT YOU WILL FIND INSIDE KINGDOMS

*Kingdoms* brings you a complete system for creating cities and founding and ruling a nation of your very own. Designed for the 5th Edition rules, *Kingdoms* provides rules for **settlements** of every size, from tiny wayside villages to a sprawling metropolis, detailing prosperity and corruption, law and learning, and a wide range of government types and special characteristics. In addition, it includes a complete system for founding a **kingdom**, from exploring and claiming territory to building and developing cities and issuing edicts to manage your kingdom's economy and stability and for building up the loyalty of your subjects. You can play with a simple, abstract system or use any number of optional rules to develop trade, diplomacy, and more, and *Kingdoms* also includes a simple system of **mass combat**, allowing you to build armies to defend your kingdom from enemies or raise a mighty crusade to conquer all who stand before you. Your heroes have beaten the bandits, overcome the orcish onslaught, and defeated the dragon, but in between their adventures your heroes would rather return home to a mighty throne instead of a warm campfire, now they can with *Kingdoms*! Grab this fantastic 5E supplement today and **Make Your Game Legendary!**

The Legendary Games tradition is to combine rich story and background, innovative layout, beautiful aesthetics, and excellence in design that is second to none. This product is the latest in that tradition, and we hope you enjoy using it as much as we enjoyed making it. Game on!

- Jason Nelson





## INTRODUCTION

*Kingdoms* is split into several major sections to help you bring the fantasy world to life around your heroes. The first deals with **settlements**, from tiny crossroads villages to bustling cities, providing a system to describe what your heroes might expect to find when they visit any kind of rural or urban setting, including the type of government, how prosperous or corrupt the place is, how is crime balanced with law and order, and whether a place is insular and backwards or cosmopolitan and welcoming, as well as what kind of commerce the heroes might encounter in mundane and magical items. You can use the provided sample cities and towns as a guide or can use this abstract system to describe the settlements in your campaign.

The second major section goes into more depth in allowing your heroes to found their own nation. Carving out a domain for yourself is a classic theme in tales of action and adventure and a natural place to go for heroes that want to be something more than just roving loners. All the heroic deeds in the world may ring hollow if there is no one to sing your praises. When your heroes raise their banner on high, they should be able to forge a legacy that brings many to pledge their loyalty to the hero as their liege. Creating a **kingdom** is a way for your characters to really make an impact on the world, and this book provides a system to do just that, from foundation to claiming territory, building cities and issuing edicts. It also gives you a way for characters to look at the bigger picture of the world around them, making the campaign more dynamic and interactive, as they are not just pursuing the next mission as private swords for hire, but leading a revolution to bring freedom and justice to all under their protection, or build a trading empire that makes them rich beyond measure, or spreading the faith of their patron deity or knowledge and enlightenment across the land.

The basic kingdom-building system can do all this and more, but the next session provides a wide variety of **optional rules** allowing you to tailor the complexity of your kingdom-building to the tastes of your players, with additional rules for exploration, trade, and diplomacy; fame and infamy; independence and union of separate kingdoms; and a variety of forms of government that can influence all that happens within your kingdom.

Finally, since conflict is an inevitable fact of life in a fantasy game just as it has been throughout history, we provide an integrated system of **mass combat** enabling your kingdom to raise armies and make war. You can use these simple, abstract rules to form traditional armies or forge fantastic forces of monstrous and inhuman allies to serve alongside your soldiers. Basic strategy goes alongside specialized tactics and training, as well as unique boons granted by powerful and experienced commanders can make your armies the terrors of the battlefield, using either the provided sample armies or new forces of your own devising using the simple conversion rules.

In war or peace, you'll find all the basic rules to create your very own *Kingdoms*. If you and your players enjoy using these rules, you can look forward to future expansions with the upcoming *Ultimate Rulership*, *Ultimate Battle*, *Ultimate War*, and more to come!

## SETTLEMENTS

A settlement's population is left to the GM to assign, but you can use a settlement's type to help you determine just how many folks live in the city. Since the actual number of people who dwell in a settlement has no impact on game play, the number you choose is largely cosmetic—feel free to adjust the suggested values below to fit your campaign.

**TABLE 1: SETTLEMENT POPULATION RANGES**

SETTLEMENT TYPE	POPULATION RANGE
Thorp	Fewer than 20
Hamlet	21–60
Village	61–200
Small town	201–2,000
Large town	2,001–5,000
Small city	5,001–10,000
Large city	10,001–25,000
Metropolis	More than 25,000

The best way to handle a settlement in your game, of course, is to plan it out, placing every shop and every home, naming every NPC, and mapping every building. Yet settlements are the most complicated locations you're likely to ever feature in your game, and the prospect of fully detailing one is daunting, especially if your PCs are likely to visit multiple settlements.

Presented below are basic rules for a more streamlined method of handling settlements in your game. Essentially, these rules treat settlements almost as characters of their own, complete with stat blocks. Using these rules, you can generate the vital data for a settlement quickly and efficiently, and with this data you can handle the majority of your players' interactions with the settlement.

Note that for particularly large cities, you can use multiple settlement stat blocks to represent different districts within a city. This allows you to have neighborhoods with distinct characteristics inside one city's walls. GMs should feel free to add other new elements to create the cities they desire. A Settlement Sheet is included in the back of this book to record the details of your own settlements.

### THE SETTLEMENT STAT BLOCK

A settlement stat block is organized as follows.

**Name:** The settlement's name is presented first.

**Alignment and Type:** A settlement's alignment is the general alignment of its citizens and government—individuals who dwell therein can still be of any alignment, but the majority of its citizens should be within one step of the settlement's overall alignment. Alignment influences a city's modifiers. The type is the size category the settlement





falls into, be it thorp, hamlet, village, town (small or large), city (small or large), or metropolis. In most cases, rules play off of a settlement's type rather than its exact population total. A settlement's type determines many of its statistics (see Table 2: Settlement Statistics).

**Modifiers:** Settlements possess six modifiers that apply to specific skill checks made in the settlement. A settlement's starting modifier values are determined by its type. This value is further adjusted by the settlement's alignment, government, qualities, and disadvantages. Note that introducing settlement modifiers to your game will somewhat increase the complexity of ability checks by adding a variable modifier each time the PCs visit a new town or city—consider the use of these modifiers an optional rule.

**Qualities:** All settlements have a certain number of qualities that further adjust their statistics—think of qualities as feats for settlements. A settlement's type determines how many qualities it can have.

**Danger:** A settlement's danger value is a number that gives a general idea of how dangerous it is to live in the settlement. If you use a wandering monster chart that uses percentile dice and ranks its encounters from lowest CR to highest CR, use the modifier associated with the settlement's danger value to adjust rolls on the encounter chart. A settlement's base danger value depends on its type.

**Disadvantages:** Any disadvantages a settlement might be suffering from are listed on this line. A settlement can have any number of disadvantages you wish to inflict on it, although most settlements have no disadvantages.

**Government:** This entry lists how the settlement is governed and ruled. The type of government a settlement follows affects its statistics.

**Population:** This number represents the settlement's population. Note that the exact number is flexible; a settlement's actual population can swell on market days or dwindle during winter—this number lists the average population of the settlement. Note that this number is generally used for little more than flavor—since actual population totals fluctuate, it's pointless to tether rules to this number. After the settlement's total population, a breakdown of its racial mix is listed in parentheses.

**Notable NPCs:** This section lists any notable NPCs who live in the city, sorted by their role in the community, followed by their name and then their alignment, gender, race, class, and level in parentheses.

**Spellcasting:** Unlike magic items, spellcasting for hire is listed separately from the town's base value, since spellcasting is limited by the level of the available spellcasters in town. This line lists the highest-level spell available for purchase from spellcasters in town. A town's base spellcasting level depends on its type.

**Magic Items:** This line lists the number of magic items that are available for purchase. In some city stat blocks, the actual items are listed in parentheses after the die range of items available—in this case, you can use these pre-rolled resources when the PCs first visit the city as the magic items available for sale on that visit. If the PCs return to that city at a later date, you can roll up new items as you see fit.



**TABLE 2: SETTLEMENT STATISTICS**

TYPE	MODIFIERS	QUALITIES	DANGER	SPELLCASTING
Thorp	-4	1	-10	1st
Hamlet	-2	1	-5	2nd
Village	-1	2	0	3rd
Small town	0	2	0	4th
Large town	0	3	5	5th
Small city	+1	4	5	6th
Large city	+2	5	10	7th
Metropolis	+4	6	10	8th

**TABLE 3: AVAILABLE MAGIC ITEMS\***

COMMUNITY SIZE	COMMON	UNCOMMON	RARE
Thorp	1d3-1	—	—
Hamlet	1d4-1	—	—
Village	1d6-1	1d3-1	—
Small town	1d8-1	1d4-1	—
Large town	2d4	1d6-1	1d3-1
Small city	3d4	1d8-1	1d4-1
Large city	4d4	2d4	1d6-1
Metropolis	**	3d4	1d8-1

\*The purchase of magic items is subject to GM discretion. Often, items are available only after the PCs meet special conditions, such as completing quests.

\*\*In a metropolis, nearly all common magic items are available.

Very rare and legendary items are available only at the GM's discretion.

## SETTLEMENT MODIFIERS

Life in a settlement is represented by six modifiers, each of which adjusts the use of specific skills within the city.

**Corruption:** Corruption measures how open a settlement's officials are to bribes, how honest its citizens are, and how likely anyone in town is to report a crime. Low corruption indicates a high level of civic honesty. A settlement's corruption modifies all Charisma (Deception) checks made against city officials or guards and all Dexterity (Stealth) checks made outside (but not inside buildings or underground).

**Crime:** Crime is a measure of a settlement's lawlessness. A settlement with a low crime modifier is relatively safe, with violent crimes being rare or even unknown, while a settlement with a high crime modifier is likely to have a powerful thieves' guild and a significant problem with violence. The atmosphere generated by a settlement's crime level applies as a modifier on Wisdom (Insight) checks to avoid being bluffed and to Dexterity (Sleight of Hand) checks made to pick pockets.

**Law:** Law measures how strict a settlement's laws and edicts are. A settlement with a low law modifier isn't necessarily crime-ridden—in fact, a low law modifier usually indicates that the town simply has little need for protection since crime is so rare. A high law modifier means the settlement's guards are particularly alert, vigilant, and well-organized. The more lawful a town is, the more timidly its citizens tend to respond to shows of force. A settlement's law modifier applies on Charisma (Intimidation) checks made to force an opponent to act friendly, Charisma (Persuasion) checks against government officials, or Charisma (Persuasion) checks made to call on the city guard (see sidebar).

**Lore:** A settlement's lore modifier measures not only how willing the citizens are to chat and talk with visitors, but also how available and accessible its libraries and sages are. A low lore modifier doesn't mean the settlement's citizens are idiots, just that they're close-mouthed or simply lack knowledge resources. A settlement's lore modifier applies on Charisma checks made to gather information and Intelligence checks made using the city's resources to do research when using a library.

**Productivity:** A settlement's productivity modifier indicates the health of its trade and the wealth of its successful citizens. A low productivity modifier doesn't automatically mean the town is beset with poverty—it could merely indicate a town with little trade or one that is relatively self-sufficient. Towns with high productivity modifiers always have large markets and many shops. A settlement's productivity helps its citizens make money, and thus it applies as a modifier on all ability checks made to generate income or find goods or services to purchase.

**Society:** Society measures how open-minded and civilized a settlement's citizens are. A low society modifier might mean many of the citizens harbor prejudices or are overly suspicious of out-of-towners. A high society modifier means that citizens are used to diversity and unusual visitors and that they respond better to well-spoken attempts at conversation. A settlement's society modifier applies on all checks made to create a disguise, as well as on Charisma (Persuasion) checks made to influence any non-government official.

## GUARDS! GUARDS!

It's inevitable—sooner or later, the PCs will want to call upon the town guard or cause a situation where citizens do so instead. Calling for the guard requires a Charisma (Persuasion) check modified by the settlement's law modifier. It's only a DC 5 check to call for the guard—with a success, the guards generally arrive on the scene in 1d6 minutes. Every 5 points by which the Charisma (Persuasion) check exceeds DC 5 (rounding down) reduces the arrival time by 1 minute—if this reduces their arrival time below 1 minute, the increments of reduction instead change to 1 round. For example, the party wizard is being mugged and calls for the guard. The result of his Charisma (Persuasion) check is a 23, and the GM rolls a 2 on 1d6 to determine how long it'll be before the guards arrive. Since the wizard rolled three times the amount he needed, the 2-minute wait time is reduced to 8 rounds.



## SETTLEMENT ALIGNMENT

A settlement's alignment not only describes the community's general personality and attitude, but also influences its modifiers. A lawful component to a settlement's alignment increases its law modifier by 1. A good component increases its society modifier by 1. A chaotic component increases its crime modifier by 1. An evil component increases its corruption modifier by 1. A neutral component increases its lore modifier by 1 (a truly neutral city gains an increase of 2 to its lore modifier). Alignment never modifies a settlement's productivity modifier. Settlements are never unaligned.

## SETTLEMENT GOVERNMENT

Just like nations, towns and cities are ruled by governments. A settlement's government not only helps to establish the flavor and feel of the community but also adjusts its modifiers. Choose one of the following as the settlement's government.



**Autocracy:** A single individual chosen by the people rules the community. This leader's actual title can vary—mayor, burgomaster, lord, or even royal titles like duke or prince are common. (*No modifiers*)

**Council:** A group of councilors, often composed of guild masters or members of the aristocracy, leads the settlement. (*Society +2; Law and Lore -1*)

**Magical:** An individual or group with potent magical power, such as a high priest, an archwizard, or even a magical monster, leads the community. (*Lore +1; Corruption and Society -1; increase spellcasting by 1 level*)

**Overlord:** The community's ruler is a single individual who either seized control or inherited command of the settlement. (*Corruption and Law +1; Crime and Society -1*)

**Secret Syndicate:** An unofficial or illegal group like a thieves' guild rules the settlement—they may use a puppet leader to maintain secrecy, but the group members pull the strings in town. (*Corruption, Productivity, and Crime +1; Law -3*)

## SETTLEMENT QUALITIES

Settlements often have unusual qualities that make them unique. Listed below are several different qualities that can further modify a community's statistics. A settlement's type determines how many qualities it can have—once a quality is chosen, it cannot be changed.

Note that many of the following qualities adjust a town's base value or purchase limit by a percentage of the town's standard values. If a town has multiple qualities of this sort, add together the percentages from modifiers and then increase the base value by that aggregated total—do not apply the increases one at a time.

**Academic:** The settlement possesses a school, training facility, or university of great renown. (*Lore +1, increase spellcasting by 1 level*)

**Holy Site:** The settlement hosts a shrine, temple, or landmark with great significance to one or more religions. The settlement has a higher percentage of divine spellcasters in its population. (*Corruption -2; increase spellcasting by 2 levels*)

**Insular:** The settlement is isolated, perhaps physically or even spiritually. Its citizens are fiercely loyal to one another. (*Law +1; Crime -1*)

**Magically Attuned:** The settlement is a haven for spellcasters due to its location; for example, it may lie at the convergence of multiple ley lines or near a well-known magical site. (*increase spellcasting by 2 levels*)

**Notorious:** The settlement has a reputation (deserved or not) for being a den of iniquity. Thieves, rogues, and cutthroats are much more common here. (*Crime +1; Law -1; Danger +10*)

**Pious:** The settlement is known for its inhabitants' good manners, friendly spirit, and deep devotion to a deity (this deity must be of the same alignment as the community).



*(Increase spellcasting by 1 level; any faith more than one alignment step different than the community's official religion is at best unwelcome and at worst outlawed—obvious worshipers of an outlawed deity must pay 150% of the normal price for goods and services and may face mockery, insult, or even violence)*

**Prosperous:** The settlement is a popular hub for trade. Merchants are wealthy and the citizens live well. (Productivity +1)

**Racially Intolerant:** The community is prejudiced against one or more races, which are listed in parentheses. (Members of the unwelcome race or races must pay 150% of the normal price for goods and services and may face mockery, insult, or even violence)

**Rumormongering Citizens:** The settlement's citizens are nosy and gossipy to a fault—very little happens in the settlement that no one knows about. (Lore +1; Society -1)

**Strategic Location:** The settlement sits at an important crossroads or alongside a deepwater port, or it serves as a barrier to a pass or bridge. (Productivity +1)

**Superstitious:** The community has a deep and abiding fear of magic and the unexplained, but this fear has caused its citizens to become more supportive and loyal to each other and their settlement. (Crime -2; Law and Society +1; reduce spellcasting by 2 levels)

**Tourist Attraction:** The settlement possesses some sort of landmark or event that draws visitors from far and wide. (Productivity +1)

## SETTLEMENT DISADVANTAGES

Just as a settlement can have unusual qualities to enhance its statistics, it can also suffer from disadvantages. There's no limit to the number of disadvantages a community can suffer, but most do not have disadvantages, since a settlement plagued by disadvantages for too long eventually collapses. A disadvantage can arise as the result of an event or action taken by a powerful or influential NPC or PC. Likewise, by going on a quest or accomplishing a noteworthy deed, a group of heroes can remove a settlement's disadvantage. Several disadvantages are listed below.

**Anarchy:** The settlement has no leaders—this type of community is often short-lived and dangerous. (Replaces settlement's Government and removes Government adjustments to modifiers; Corruption and Crime +2; Productivity and Society -2; Law -3; Danger +20)

**Cursed:** Some form of curse afflicts the city. Its citizens might be prone to violence or suffer ill luck, or they could be plagued by an infestation of pests. (Choose one modifier and reduce its value by 2)

**Hunted:** A powerful group or monster uses the city as its hunting ground. Citizens live in fear and avoid going out on the streets unless necessary. (Productivity, Law, and Society -2; Danger +20)

**Impoverished:** Because of any number of factors, the settlement is destitute. Poverty, famine, and disease run rampant. (Corruption and Crime +1; halve magic item availability)

**Plagued:** The community is suffering from a protracted contagion or malady. (-2 to all modifiers; select a communicable disease—there's a 5% chance each day that a PC is exposed to the disease and must make a Constitution save to avoid contracting the illness)

## SAMPLE SETTLEMENTS

While it's nice to be prepared, and planning out cities can be fun in and of itself, it's not always possible to generate specific settlement stat blocks for every town and city that the PCs might visit. Sometimes the PCs decide to venture off in search of supplies instead of heading straight for the next dungeon, other times they make selling their newly acquired loot their highest priority. The following sample settlements are designed for precisely such occasions. Rather than a specific name, each of these sample settlements bears a generic title that indicates what kind of settlement it is or where it might be located.

### CAPITAL CITY

N large city

**Corruption** +0; **Crime** +2; **Law** +2; **Lore** +5; **Productivity** +5; **Society** +2

**Qualities** academic, holy site, prosperous, strategic location, tourist attraction

**Danger** +10

#### DEMOGRAPHICS

**Government** autocracy

**Population** 18,000 (14,000 humans; 1,000 dwarves; 1,000 halflings; 500 elves; 1,500 other)

#### MARKETPLACE

**Spellcasting** 9th

**Common Items** 4d4; **Uncommon Items** 3d4; **Rare Items** 2d4

### CITY OF THIEVES

CN small city

**Corruption** +2; **Crime** +4; **Law** -3; **Lore** +3; **Productivity** +3; **Society** +1

**Qualities** academic, notorious, racially intolerant (halflings), tourist attraction

**Danger** +15

#### DEMOGRAPHICS

**Government** secret syndicate

**Population** 10,000 (6,000 humans; 1,500 halflings; 1,000 half-orcs; 750 dwarves; 750 other)

#### MARKETPLACE

**Spellcasting** 7th

**Common Items** 4d4; **Uncommon Items** 3d4; **Rare Items** 1d6



### CITY-STATE OF INTRIGUE

LE metropolis

**Corruption** +7; **Crime** +5; **Law** +0; **Lore** +5; **Productivity** +2; **Society** +1

**Qualities** holy site, notorious, prosperous, rumormongering citizens, strategic location, superstitious

**Danger** +20; **Disadvantages** anarchy

#### DEMOGRAPHICS

**Government** anarchy

**Population** 55,000 (31,000 humans; 10,000 halflings; 8,000 elves; 2,000 half-elves; 1,000 gnomes; 3,000 other)

#### MARKETPLACE

**Spellcasting** 8th

**Common Items** all available; **Uncommon Items** 4d4; **Rare Items** 3d4

### CREEPY BACKWOODS HAMLET

NE hamlet

**Corruption** 0; **Crime** -4; **Law** 0; **Lore** -1; **Productivity** -2; **Society** -7

**Qualities** insular

**Danger** -5; **Disadvantages** cursed

#### DEMOGRAPHICS

**Government** overlord

**Population** 23 (23 humans)

#### MARKETPLACE

**Spellcasting** 2nd

**Common Items** 1d6; **Uncommon Items** —; **Rare Items** —

### DWARVEN TRADE TOWN

LG large town

**Corruption** +0; **Crime** +0; **Law** 0; **Lore** -1; **Productivity** +2; **Society** +3

**Qualities** pious, prosperous, strategic location

**Danger** +5

#### DEMOGRAPHICS

**Government** council

**Population** 2,500 (2,000 dwarves; 400 humans; 100 other)

#### MARKETPLACE

**Spellcasting** 6th

**Common Items** 3d4; **Uncommon Items** 2d4; **Rare Items** 1d4

### ELVEN TOWN

CG small town

**Corruption** -1; **Crime** +1; **Law** +0; **Lore** +1; **Productivity** 0; **Society** 0

**Qualities** magically attuned, racially intolerant (dwarves, half-orcs, humans)

**Danger** +0

#### DEMOGRAPHICS

**Government** magical

**Population** 1,300 (1,000 elves; 100 gnomes; 100 half-elves; 100

other)

#### MARKETPLACE

**Spellcasting** 7th

**Common Items** 3d4; **Uncommon Items** 1d6; **Rare Items** —

### FAILING FISHING VILLAGE

LN village

**Corruption** +0; **Crime** -4; **Law** +2; **Lore** +1; **Productivity** -1; **Society** +0

**Qualities** rumormongering citizens, superstitious

**Danger** +0; **Disadvantages** impoverished

#### DEMOGRAPHICS

**Government** autocracy

**Population** 70 (63 humans, 6 halflings, 1 half-elf)

#### MARKETPLACE

**Spellcasting** 1st

**Common Items** 1d4; **Uncommon Items** 1d2; **Rare Items** —

### SLEEPY CROSSROADS THORP

NG thorp

**Corruption** -4; **Crime** -4; **Law** -5; **Lore** -4; **Productivity** -4; **Society** -1

**Qualities** strategic location

**Danger** -10

#### DEMOGRAPHICS

**Government** council

**Population** 16 (13 humans, 2 halflings, 1 dwarf)

#### MARKETPLACE

**Spellcasting** 1st


**Common Items** 1d4; **Uncommon Items** —; **Rare Items** —

## KINGDOM BUILDING

Ruling a kingdom is a complex and difficult task, one undertaken only by the very ambitious. Many PCs are content to live as mercenaries or treasure hunters, no interest in being responsible for the health and well-being of subjects; for these characters, a kingdom is simply a place they pass through on the way to the next adventure. However, characters who are keen to spread their wings and forge a place of power and influence in the world can use this chapter to create a different sort of campaign. If the PCs are interested in ruling only a single town or castle and the small region around it, kingdom building can focus primarily on the settlement and the PCs' personal demesne. If the PCs have larger goals, such as carving out a new, independent kingdom, these rules allow them to build cities and engage in trade, diplomacy, and war.

These rules assume that all of the kingdom's leaders are focused on making the kingdom prosperous and stable, rather than oppressing the citizens and stealing from the treasury. Likewise, the rules assume that the leaders are working together, not competing with each other or working at odds. If the campaign begins to step into those areas, the





GM is free to introduce new rules to deal with these activities.

The kingdom-building rules measure terrain in hexes. Each hex is 12 miles from corner to corner, representing an area of just less than 95 square miles. The hex measurement is an abstraction; the hexes are easy to quantify and allow the GM to categorize a large area as one terrain type without having to worry about precise borders of forests and other terrain features.

## OVERVIEW

The key parts of the kingdom-building rules that you'll be referencing are as follows:

- Explanation of the kingdom terminology used throughout this section.
- Step-by-step instructions for founding a kingdom.
- The turn sequence for an established kingdom.
- The game statistics for terrain improvements.
- Step-by-step instructions on how to found your first settlement.
- The game statistics for the types of buildings.

Following the main rules and the types of buildings are several optional rules for kingdom building, such as modifying the effect of religious buildings based on alignment or deity portfolio, tracking Fame and Infamy scores for your kingdom, rules for different types of government, and special edicts you can declare during the turn sequence.

## KINGDOM TERMINOLOGY

Kingdoms have attributes that describe and define them. These are tracked on a kingdom sheet, like a character's statistics are on a character sheet.

**Alignment:** Like a PC, your kingdom has an alignment, which you decide when you form the kingdom. The kingdom's alignment represents the majority outlook and behavior of the people within that kingdom when they're considered as a group. (Individual citizens and even some leaders may be of different alignments.) When you decide on your kingdom's alignment, apply the following adjustments to the kingdom's statistics: *Chaotic*: +2 Loyalty; *Evil*: +2 Economy; *Good*: +2 Loyalty; *Lawful*: +2 Economy; *Neutral*: Stability +2 (apply this twice if the kingdom's alignment is simply Neutral, not Chaotic Neutral or Lawful Neutral). A kingdom's alignment rarely changes, though at the GM's option, it can shift through the actions of its rulers or its people. Kingdoms cannot be unaligned.

**Build Points:** Build points (or BP for short) are the measure of your kingdom's resources—equipment, labor, money, and so on. They're used to acquire new hexes and develop additional buildings, settlements, and terrain improvements. Your kingdom also consumes BP to maintain itself.

**Consumption:** Consumption indicates how many BP are required to keep the kingdom functioning each month. Your kingdom's Consumption is equal to its Size, modified by settlements and terrain improvements (such as Farms and Fisheries). Consumption can never go below 0.



**Control DC:** Some kingdom actions require a check ( $1d20 + \text{modifiers}$ ) to succeed—this is known as a control check. The base DC for a control check is equal to  $20 + \text{the kingdom's Size in hexes} + \text{the total number of districts in all your settlements} + \text{any other modifiers from special circumstances or effects}$ . Unless otherwise stated, the DC of a kingdom check is the Control DC.

**Economy:** This attribute measures the productivity of your kingdom's workers and the vibrancy of its trade, both in terms of money and in terms of information, innovation, and technology. Your kingdom's initial Economy is 0 plus your kingdom's alignment and leadership modifiers.

**Kingdom Check:** A kingdom has three attributes: Economy, Loyalty, and Stability. Your kingdom's initial scores in each of these attributes is 0, plus modifiers for kingdom alignment, bonuses provided by the leaders, and any other modifiers. Many kingdom actions and events require you to attempt a kingdom check, either using your Economy, Loyalty, or Stability attribute ( $1d20 + \text{the appropriate attribute} + \text{other modifiers}$ ). Kingdom checks automatically fail on a natural 1 and automatically succeed on a natural 20.

**Loyalty:** Loyalty refers to the sense of goodwill among your people, their ability to live peaceably together even in times of crisis, and to fight for one another when needed. Your kingdom's initial Loyalty is 0 plus your kingdom's alignment and any modifiers from your kingdom's leadership role.

**Population:** Actual population numbers don't factor into your kingdom's statistics, but can be fun to track anyway. The population of each settlement is described in Settlements and Districts.

**Size:** This is how many hexes the kingdom claims. A new kingdom's Size is 1.

**Stability:** Stability refers to the physical and social well-being of the kingdom, from the health and security of its citizenry to the vitality of its natural resources and its ability to maximize their use. Your kingdom's initial Stability is 0 plus your kingdom's alignment and leadership modifiers.

**Treasury:** The Treasury is the amount of BP your kingdom has saved and can spend on activities (much in the same way that your character has gold and other valuables you can spend on gear). Your Treasury can fall below 0 (meaning your kingdom's costs exceed its savings and it is operating in debt), but this increases Unrest (see Upkeep Phase).

**Turn:** A kingdom turn spans 1 month of game time. You make your kingdom checks and other decisions about running your kingdom at the end of each month.

**Unrest:** Your kingdom's Unrest indicates how rebellious your citizens are. Your kingdom's initial Unrest is 0. Unrest can never fall below 0 (anything that would modify it to less than 0 is wasted). Subtract your kingdom's Unrest from all Economy, Loyalty, and Stability checks. If your kingdom's Unrest is 11 or higher, the kingdom begins to lose control of hexes it has claimed. If your kingdom's Unrest ever reaches 20, the kingdom falls into anarchy (see Upkeep Phase).

## KINGDOM BUILDING QUICK REFERENCE

With building a kingdom, you begin by founding a small settlement—such as a village or town—and expand your territory outward, claiming nearby hexes, founding additional settlements, and constructing buildings within those settlements. What you build in a hex or a settlement affects the economy of your kingdom, the loyalty of your citizens, the stability of the government, and the likeliness that kingdom will fall into chaos when citizens worry about monster attacks and other threats.

You and the other PCs take specific roles in leading your kingdom, such as Ruler, High Priest, General, and so on. The leaders provide bonuses on rolls you make to manage the kingdom's economy and other important issues. For example, having a High Priest makes your kingdom more stable and your citizens more loyal, and having a Treasurer makes your kingdom more profitable.

Instead of using gold pieces, a kingdom uses a type of currency called build points (BP), which represent actual cash, labor, expertise, and raw materials. While it is possible to convert gold pieces into BP and back again, for the most part you'll just be spending BP to run your kingdom.

Running a kingdom takes place over a series of turns, similar to how combat takes place over a series of rounds. A kingdom turn takes 1 month of game time. Each turn has four phases which you resolve in order: the Upkeep phase, where you pay the kingdom's bills; the Edict phase, where you levy taxes and build improvements; the Income phase, where you collect taxes; and the Events phase, where you see if something especially good or bad happens to your kingdom.

If this is your first time reading these rules, start with the section on Founding a Settlement and read the rest of the kingdom-building rules in order. If you find a term you're not familiar with, check the Kingdom Terminology section for a better idea of where you can find that information.







## FOUNDING A KINGDOM

Once you have your first settlement, you have the start of a kingdom. You'll need to make some initial decisions that affect your kingdom's statistics, and record them.

**Choose Your Kingdom's Alignment.** Your kingdom's alignment helps determine how loyal, prosperous, and stable your kingdom is. Your kingdom may be a lawful good bastion against a nearby land of devil worshipers, or a chaotic neutral territory of cutthroat traders whose government does very little to interfere with the rights of its citizens.

**Choose Leadership Roles.** Assign the leadership roles for all PCs and NPCs involved in running the kingdom, such as Ruler, General, and High Priest. The leadership roles provide bonuses on checks made to collect taxes, deal with rioting citizens, and resolve similar issues.

**Start Your Treasury.** The build points you have left over from starting your first settlement make up your initial Treasury.

**Determine Your Kingdom's Attributes.** Your initial Economy, Loyalty, and Stability scores are based on the kingdom's alignment and the buildings your settlement has. (If you start with more than one settlement, include all the settlements in this reckoning.)

Once you've completed these steps, move on to Kingdom Turn Sequence.

## CAPITAL CITY

A kingdom should have a capital city—the seat of your power. Your first settlement is your capital. If you want to designate a different settlement as the capital, you may do so in Step 7 of the Edict phase. Your capital city primarily comes into play if your kingdom loses hexes. If you change the capital city, attempt a Stability check. Success means Unrest increases by 1; failure means Unrest increases by 1d6.

## LEADERSHIP ROLES

A stable kingdom has leaders that fill different roles—tending to the economy, defense, and health of its citizens. PCs and NPCs can fill these roles; your fighter may be the kingdom's Warden, the party cleric its High Priest, and so on. Each role grants the kingdom different benefits.

A character can only fill one leadership role at a time. For example, your character can't be both the Ruler and the High Priest. Even if you want the Ruler to be the head of the kingdom's religion, she's too busy ruling to also do the work of a High Priest; she'll have to appoint someone else to do that work.



The kingdom must have someone in the Ruler role to function; without a Ruler, the kingdom cannot perform basic actions and gains Unrest every turn. All other roles are optional, though leaving certain roles vacant gives your kingdom penalties.

These leadership roles can be a part of any form of government; in some kingdoms they take the form of a formal ruling council, while in others they may be advisors, ministers, relatives of the leader, or simply powerful nobles, merchants, or bureaucrats with access to the seat of power. The names of these roles are game terms and need not correspond to the titles of those roles in the kingdom—the Ruler of your kingdom may be called king, queen, chosen one, padishah, overlord, sultan, and so on.

**Responsibilities of Leadership:** In order to gain the benefits of leadership, you must spend at least 7 days per month attending to your duties; these days need not be consecutive. This can be roleplayed or can be assumed to run in the background without needing to be defined or actively played out. Time spent ruling cannot be used for adventuring, crafting items, or completing other downtime activities that require your full attention and participation. Failure to complete your duties during a turn means treating the role as though it's vacant.

For most campaigns, it's best to have the PCs pick the same days of the month for these administrative duties, so everyone is available for adventuring at the same time.

**PCs and NPCs as Leaders:** These rules include enough important leadership roles that a small group of PCs can't fill them all. You may have to recruit NPCs to fill out the remaining necessary roles for your kingdom. Family members, relations, other NPCs from your background, and even intelligent familiars or similar companions can fill leadership roles, and you may want to consider inviting allied NPCs to become rulers, such as asking a friendly ranger you rescued to become the kingdom's Marshal.

**Abdicating a Role:** If you want to step down from a leadership position, you must find a replacement to avoid incurring the appropriate vacancy penalty for your position. Abdicating a position

increases Unrest by 1 and requires a Loyalty check; if the check fails, the vacancy penalty applies for 1 turn while the new leader transitions into that role. If you are the Ruler, abdicating increases Unrest by 2 instead of 1, and you take a —4 penalty on the Loyalty check to avoid the vacancy penalty.

If you are not the Ruler and are leaving one leadership role to take a different one in the kingdom, the Unrest increase does not occur and you gain a +4 bonus on the Loyalty check to avoid the vacancy penalty.

**Leader Statistics:** The statistics for the different roles are presented as follows.

**Benefit:** This explains the benefit to your kingdom if you have a character in this role. If you have a background that is particularly suited to the role, increase this benefit by 1, at the GM's discretion. If this section gives you a choice of two ability scores, use whichever is highest.

Most benefits are constant and last as long as there is a character in that role, but don't stack with themselves. For example, a General increases Loyalty by 2, so the General provides a constant +2 to the kingdom's Loyalty (not a stacking +2 increase every turn), which goes away if she dies or resigns. If a benefit mentions a particular phase in kingdom building, that benefit applies every turn during that phase. For example, the Royal Enforcer decreases Unrest by 1 at every Upkeep phase.

**Vacancy Penalty:** This line explains the penalty to your kingdom if no character fills this role, or if the leader fails to spend the necessary time fulfilling his responsibilities. Some roles have no vacancy penalty. If a character in a role is killed or permanently incapacitated during a turn and not restored to health by the start of the next kingdom turn, that role counts as vacant for that next turn, after which a replacement can be appointed to the role.

Like benefits, most vacancy penalties are constant, last as long as that role is vacant, and don't stack with themselves. If a vacant role lists an increase to Unrest, however, that increase does not go away when the role is filled. For example, if the kingdom doesn't have a ruler for a turn, Unrest increases by 4 and doesn't automatically return to its previous level when you eventually fill the vacant Ruler role.





## RULER

The Ruler is the highest-ranking person in the kingdom, above even the other kingdom leaders, and is expected to embody the values of the kingdom. The Ruler performs the kingdom's most important ceremonies (such as knighting royals and signing treaties), is the kingdom's chief diplomatic officer (though most of these duties are handled by the Grand Diplomat), is the signatory for all laws affecting the entire kingdom, pardons criminals when appropriate, and is responsible for appointing characters to all other high positions in the government (such as other leadership roles, mayors of settlements, and judges).

**Benefit:** Choose one kingdom attribute (Economy, Loyalty, or Stability). Add your Charisma modifier to this attribute. If your kingdom's Size is 26—100, choose a second kingdom attribute and add your Charisma modifier to it as well. If your kingdom's Size is 101 or more, choose a third kingdom attribute and add your Charisma modifier to it too.

If you marry someone of equal station, you both can act as Ruler. You both add your Charisma modifiers to the kingdom attribute (or attributes, if the kingdom is large enough). As long as one of you is present for 1 week per month, you avoid the vacancy penalty.

In a typical campaign where the kingdom leaders have no ties to actual nobility, "someone of equal station" is irrelevant and your marriage is between two Rulers. In a campaign where the leaders are nobles or royals, marrying someone of lesser station means the spouse becomes a Consort rather than a Ruler.

**Vacancy Penalty:** A kingdom without a ruler cannot claim new hexes, create Farms, build Roads, or purchase settlement districts. Unrest increases by 4 during the kingdom's Upkeep phase.

## CONSORT

The Consort is usually the spouse of the Ruler, and spends time attending court, speaking with and advising nobles, touring the kingdom to lift the spirits of the people, and so on. In most kingdoms, you cannot have two married Rulers and a Consort at the same time.

The Consort represents the Ruler when the Ruler is occupied or otherwise unable to act. With the Ruler's permission, the Consort may perform any of the Ruler's duties, allowing the Ruler to effectively act in two places at once. If the Ruler dies, the Consort may act as Ruler until the Heir comes of age and can take over as Ruler.

**Benefit:** Add half your Charisma modifier to Loyalty. If the ruler is unavailable during a turn, you may act as the Ruler for that turn, negating the vacancy penalty for having no Ruler, though you do not gain the Ruler benefit. If you act as the Ruler for the turn, you must succeed at a Loyalty check during the kingdom's Upkeep phase or Unrest increases by 1.

**Vacancy Penalty:** None.

## COUNCILOR

The Councilor acts as a liaison between the citizenry and the other kingdom leaders, parsing requests from the commonwealth and presenting the leaders' proclamations to the people in understandable ways. It is the Councilor's responsibility to make sure the Ruler is making decisions that benefit the kingdom's communities and its citizens.

**Benefit:** Add your Charisma modifier or Wisdom modifier to Loyalty.

**Vacancy Penalty:** Loyalty decreases by 2. The kingdom gains no benefits from the holiday edict. During the Upkeep phase, Unrest increases by 1.

## GENERAL

The General is the highest-ranking member of the kingdom's military. If the kingdom has an army and a navy, the heads of those organizations report to the kingdom's General. The General is responsible for looking after the needs of the military and directing the kingdom's armies in times of war. Most citizens see the General as a protector and patriot.

**Benefit:** Add your Charisma modifier or Strength modifier to Stability.

**Vacancy Penalty:** Loyalty decreases by 4.

## GRAND DIPLOMAT

The Grand Diplomat is in charge of the kingdom's foreign policy—how it interacts with other kingdoms and similar political organizations such as tribes of intelligent monsters. The Grand Diplomat is the head of all of the kingdom's diplomats, envoys, and ambassadors. It is the Grand Diplomat's responsibility to represent and protect the interests of the kingdom with regard to foreign powers.

**Benefit:** Add your Charisma modifier or Intelligence modifier to Stability.

**Vacancy Penalty:** Stability decreases by 2. The kingdom cannot issue Diplomatic or Exploration edicts.

## HEIR

The Heir is usually the Ruler's eldest son or daughter, though some kingdoms may designate a significant advisor (such as a seneschal) as Heir. The Heir's time is mostly spent learning to become a ruler—pursuing academic and martial training, touring the kingdom to get to know the land and its people, experiencing the intrigues of courtly life, and so on. Because the Heir carries the potential of being the next Ruler, the Heir's role is similar to the Consort in that the Heir may act on behalf of the Ruler.

**Benefit:** Add half your Charisma modifier to Loyalty. You may act as the Ruler for a turn, negating the vacancy penalty for the kingdom having no Ruler, though you do not gain the Ruler benefit. Whenever you act as the Ruler for the turn, you must succeed at a Loyalty check during the kingdom's Upkeep phase or Unrest increases by 1.

**Vacancy Penalty:** None.



## HIGH PRIEST

The High Priest tends to the kingdom's religious needs and guides its growth. If the kingdom has an official religion, the High Priest may also be the highest-ranking member of that religion in the kingdom, and has similar responsibilities over the lesser priests of that faith to those the Grand Diplomat has over the kingdom's ambassadors and diplomats. If the kingdom has no official religion, the High Priest may be a representative of the most popular religion in the kingdom or a neutral party representing the interests of all religions allowed by the kingdom.

**Benefit:** Add your Charisma modifier or Wisdom modifier to Stability.

**Vacancy Penalty:** Stability and Loyalty decrease by 2. During the Upkeep phase, Unrest increases by 1.

## MAGISTER

The Magister guides the kingdom's higher learning and magic, promoting education and knowledge among the citizens and representing the interests of magic, science, and academia. In most kingdoms, the Magister is a sage, a wizard, or a priest of a deity of knowledge, and oversees the governmental bureaucracy except regarding finance.

**Benefit:** Add your Charisma modifier or Intelligence modifier to Economy.

**Vacancy Penalty:** Economy decreases by 4.

## MARSHAL

The Marshal ensures that the kingdom's laws are being enforced in the remote parts of the kingdom as well as in the vicinity of the capital. The Marshal is also responsible for securing the kingdom's borders. He organizes regular patrols and works with the General to respond to threats that militias and adventurers can't deal with alone.

**Benefit:** Add your Dexterity modifier or Wisdom modifier to Economy.

**Vacancy Penalty:** Economy decreases by 4.

## ROYAL ENFORCER

The Royal Enforcer deals with punishing criminals, working with the Councilor to make sure the citizens feel the government is adequately dealing with wrongdoers, and working with the Marshal to capture fugitives from the law. The Royal Enforcer may grant civilians the authority to kill in the name of the law.

**Benefit:** Add your Dexterity modifier or Strength modifier to Loyalty. During the Upkeep phase, you may decrease Unrest by 1; if you do so, you must succeed at a Loyalty check or Loyalty decreases by 1.

**Vacancy Penalty:** None.

## SPYMASTER

The Spymaster observes the kingdom's criminal elements and underworld and spies on other kingdoms. The Spymaster always has a finger on the pulse of the kingdom's underbelly, and uses acquired information to protect the interests of the kingdom at home and elsewhere through a network of spies and informants.

**Benefit:** During the Edict phase, choose one kingdom attribute (Economy, Loyalty or Stability). Add your Dexterity modifier or Intelligence modifier to this attribute.

**Vacancy Penalty:** Economy decreases by 4. During the Upkeep phase, Unrest increases by 1.

## TREASURER

The Treasurer monitors the state of the kingdom's Treasury and citizens' confidence in the value of their money and investigates whether any businesses are taking unfair advantage of the system. The Treasurer is in charge of the tax collectors and tracks debts and credits with guilds and other governments.

**Benefit:** Add your Intelligence modifier or Wisdom modifier to Economy.


**Vacancy Penalty:** Economy decreases by 4. The kingdom cannot collect taxes—during the Edict phase, when you would normally collect taxes, the kingdom does not collect taxes at all and the taxation level is considered “none.”

## VICEROY

The Viceroy represents the Ruler's interests on an ongoing basis in a specific location such as a colony or vassal state (see the optional Vassalage edict). The Viceroy is in effect the Ruler for that territory; her orders are superseded only by direct commands from the Ruler.

**Benefit:** Add half your Intelligence or Wisdom modifier to Economy. You may assume any leadership role (including Ruler) for your colony or vassal state, but any benefit you provide in this role is 1 less than normal; if you do so, you must spend 7 days that month performing duties appropriate to that leadership role in addition to the 7 days spent for Viceroy duties.

**Vacancy Penalty:** If you have no Viceroy for your vassal state, treat it as if it had the Ruler vacancy penalty.





## WARDEN

The Warden is responsible for enforcing laws in larger settlements, as well as ensuring the safety of the kingdom leaders. The Warden also works with the General to deploy forces to protect settlements and react to internal threats.

**Benefit:** Add your Constitution modifier or Strength modifier to Loyalty.

**Vacancy Penalty:** Loyalty and Stability decrease by 2.

## GAINING EXPERIENCE FOR LEADERSHIP

As the kingdom grows, the party gains experience points the first time it reaches each of the following milestones.

**Found a Kingdom:** 700 XP

**Establish a Capital City:** 600 XP

**Reach a Kingdom Size of 11:** 1,200 XP

**Reach a Kingdom Size of 26:** 2,400 XP

**Reach a Kingdom Size of 51:** 4,800 XP

**Reach a Kingdom Size of 101:** 6,400 XP

**Reach a Kingdom Size of 151:** 12,800 XP

**Reach a Kingdom Size of 201:** 38,400 XP

**Fill a Settlement with 4 Lots of Buildings:** 800 XP

**Fill a Settlement with 16 Lots of Buildings:** 2,400 XP

**Fill a Settlement with 36 Lots of Buildings:** 6,400 XP

## BUILD POINTS

The units of a kingdom's wealth and productivity are build points (BP). Build points are an abstraction representing the kingdom's expendable assets, not just gold in the treasury. Build points include raw materials (such as livestock, lumber, land, seed, and ore), tangible goods (such as wagons, weapons, and candles), and people (artisans, laborers, and colonists). Together, these assets represent the labor and productive output of your citizens.

You spend BP on tasks necessary to develop and protect your kingdom—planting farms, creating roads, constructing buildings, raising armies, and so on. These things are made at your command, but they are not *yours*. The cities, roads, farms, and buildings belong to the citizens who build them and use them to live and work every day, and those acts of living and working create more BP for the kingdom. As the leaders, you use your power and influence to direct the economic and constructive activity of your kingdom, deciding what gets built, when, and where.

Build points don't have a precise exchange rate to gold pieces because they don't represent exact amounts of specific resources. For example, you can't really equate the productivity of a blacksmith with that of a stable, as their goods are used for different things and aren't produced at the same rate, but both of them contribute to a kingdom's overall economy. In general, 1 BP is worth approximately 4,000 gp; use this value to get a sense of how costly various kingdom expenditures are. In practice, it is not a simple

matter to convert one currency to the other, but there are certain ways for your PC to spend gp to increase the kingdom's BP or withdraw BP and turn them into gold for your character to spend.

Providing a seed amount of BP at the start of kingdom building means your kingdom isn't starving for resources in the initial months. Whether you acquire these funds on your own or with the help of an influential NPC is decided by the GM, and sets the tone for much of the campaign.

## WEALTHY SPONSOR

In many cases, a kingdom's initial BP come from a source outside your party. A wealthy queen may want to tame some of the wilderness on her kingdom's borders, or a merchant's guild may want to construct a trading post to increase trade with distant lands. Regardless of the intent, the work involved to create a new settlement costs thousands of gold pieces—more than most adventurers would want to spend on mundane things like jails, mills, and piers.

It is an easy matter for the GM to provide these funds in the form of a quest reward. A wealthy queen may grant you minor titles and BP for your treasury if you kill a notorious bandit and turn his ruined castle into a town, or a guild may provide you with a ship full of goods and workers and enough BP to start a small colony on a newly discovered, resource-rich continent. In exchange for this investment, the sponsor expects you to be a vassal or close ally; in some cases, you may be required to pay back these BP (such as at a rate of 1 BP per turn) or provide tribute to the patron on an ongoing basis (such as at a rate of 10% of your income per turn, minimum 1 BP).

An appropriate starting amount is 50 BP. This amount is enough to keep a new kingdom active for a few turns while it establishes its own economy, but it is still at risk of collapse from mismanagement or bad luck.

As the initial citizens represented by this BP investment are probably loyal to the sponsor, taking action against the sponsor may anger those people and cause trouble. For example, if you rebuff the queen's envoy, your citizens may see this as a snub against the queen and rebel.

Your responsibility to the sponsor usually falls into one of the following categories, based on the loan arrangement.

**Charter:** The sponsor expects you to explore, clear, and settle a wilderness area along the sponsor's border—an area where the sponsor has some territorial claims. You may have to fend off other challengers for the land.

**Conquest:** The sponsor's soldiers clashed with the army of an existing kingdom and the kingdom's old leaders have fled, surrendered, or been killed. The sponsor has placed you in command of this territory and the soldiers.

**Fief:** The sponsor places you in charge of an existing domain within his own already-settled lands. If it includes already improved terrain and cities, you're expected to govern



and further improve them. (While you'll start with land and settlements, you'll still need around 50 BP to handle your kingdom's Consumption and development needs.)

**Grant:** The sponsor places you in charge of settling and improving an area already claimed by the liege but not significantly touched by civilization. You may have to expand the borders of the land or defend it against hostile creatures.

## STARTING FROM SCRATCH

It's not easy to start a kingdom—probably the reason everyone doesn't have one. If you are founding a kingdom on your own, without an external sponsor or a fantastic windfall of resources, the initial financial costs can be crippling to PCs. Even building a new town with just a House and an Inn costs 13 BP—worth over 50,000 gp in terms of stone, timber, labor, food, and so on. To compensate for this (and encourage you to adventure in search of more gold that you can convert into BP), if you're running a small, self-starting kingdom, the GM may allow you to turn your gold into BP at a better rate. You may only take advantage of this if you don't have a sponsor; it represents your people seeing the hard work you're directly putting in and being inspired to do the same to get the kingdom off the ground.

This improved rate depends on the Size of your kingdom, as shown in the following table.

**TABLE 4: STARTING FROM SCRATCH**

KINGDOM SIZE	PRICE OF 1 BP	WITHDRAWAL RATE*
01—25	1,000 gp	500 gp
26—50	2,000 gp	1,000 gp
51—100	3,000 gp	1,500 gp
101+	4,000 gp	2,000 gp

\*If you make a withdrawal from the Treasury during the Income phase, use this withdrawal rate to determine how much gp you gain per BP withdrawn.

The GM may also allow you to discover a cache of goods worth BP (instead of gp) as a reward for adventuring, giving you the seed money to found or support your kingdom.

## KINGDOM TURN SEQUENCE

A kingdom's growth occurs during four phases, which together make up one kingdom turn (1 month of game time). The four phases are as follows:

**Phase 1—Upkeep:** Check your kingdom's stability, pay costs, and deal with Unrest. If your kingdom controls 0 hexes, skip the Upkeep phase and proceed to the Edict phase.

**Phase 2—Edict:** Declare official proclamations about taxes, diplomacy, and other kingdom-wide decisions.

**Phase 3—Income:** Add to your Treasury by collecting taxes and converting gp into BP, or withdraw BP from your kingdom for your personal use.

**Phase 4—Event:** Check whether any unusual events occur that require attention. Some are beneficial, such as an economic boom, good weather, or the discovery of remarkable treasure. Others are detrimental, such as foul weather, a plague, or a rampaging monster.

These phases are always undertaken in the above order. Many steps allow you to perform an action once per kingdom turn; this means once for the entire kingdom, not once per leader.

## WHO ROLLS THE KINGDOM CHECK?

Running a kingdom is more fun if all the players are involved and each is responsible for making some of the kingdom checks. Who makes each roll depends on the players in your group and what roles they want to play. Some players may not want to make any of these rolls. You may want to start with the following die roll responsibilities and modify them to suit your kingdom and the other players. Anything marked as an optional rule is described in the optional kingdom-building rules.

**Ruler:** Loyalty checks, any checks or edicts not covered by other rulers

**Consort:** As Ruler when Ruler is unavailable

**Councilor:** Holiday edicts

**General:** Kingdom checks for events requiring combat

**Grand Diplomat:** Diplomatic edicts (optional rule)





**Heir:** Kingdom event rolls

**High Priest:** Holiday edicts, rolls to generate magic items from Cathedrals, Shrines, and Temples

**Magister:** Rolls to generate magic items not rolled by the High Priest

**Marshal:** Exploration edicts (optional rule)

**Royal Enforcer:** Loyalty checks to reduce Unrest or prevent Unrest increases

**Spymaster:** Kingdom checks involving crime and foreigners

**Treasurer:** Economy checks, Taxation edicts, Trade edicts (optional rule)

**Viceroy:** Vassalage edicts (optional rule)

**Warden:** Stability checks

## UPKEEP PHASE

During the Upkeep phase, you adjust your kingdom's scores based on what's happened in the past month, how happy the people are, how much they've consumed and are taxed, and so on.

**Step 1—Determine Kingdom Stability:** Attempt a Stability check. If you succeed, Unrest decreases by 1 (if this would reduce Unrest below 0, add 1 BP to your Treasury instead). If you fail by 4 or less, Unrest increases by 1; if you fail by 5 or more, Unrest increases by 1d4.

**Step 2—Pay Consumption:** Subtract your kingdom's Consumption from the kingdom's Treasury. If your Treasury is negative after paying Consumption, Unrest increases by 2.

**Step 3—Fill Vacant Magic Item Slots:** If any of your settlement districts have buildings that produce magic items (such as a Caster's Tower or Herbalist) with vacant magic item slots, there is a chance of those slots filling with new items (see the Magic Items in Settlements section).

**Step 4—Modify Unrest:** Unrest increases by 1 for each kingdom attribute (Economy, Loyalty, or Stability) that is a negative number. The Royal Enforcer may attempt to reduce Unrest during this step. If the kingdom's Unrest is 11 or higher, it loses 1 hex (the leaders choose which hex). If your kingdom's Unrest ever reaches 20, the kingdom falls into anarchy. While in anarchy, your kingdom can take no action and treats all Economy, Loyalty, and Stability check results as 0. Restoring order once a kingdom falls into anarchy typically requires a number of quests and lengthy adventures by you and the other would-be leaders to restore the people's faith in you.

*Example:* Jane is the Ruler of a kingdom with a Size of 30 and a Control DC of 60. Based on leadership role bonuses, kingdom alignment bonuses, and buildings in her settlements, the kingdom's Economy is 52, its Loyalty is 45, and its Stability is 56. Its Unrest is currently 5, its

Consumption is 5, and the Treasury has 12 BP. In Step 1 of the Upkeep phase, Alex, the Warden, attempts a Stability check to determine the kingdom's stability. Alex rolls a 19, adds the kingdom's Stability (56), and subtracts its Unrest (5), for a total of 70; that's a success, so Unrest decreases by 1. In Step 2, the kingdom pays 5 BP for Consumption. None of the kingdom's magic item slots are empty, so they skip Step 3. In Step 4, none of the attributes are negative, so Unrest doesn't increase. Michael, the Royal Enforcer, doesn't want to risk reducing the kingdom's Loyalty, so he doesn't use his leadership role to reduce Unrest. At the end of this phase, the kingdom has Economy 52, Loyalty 45, Stability 56, Unrest 4, Consumption 5, and Treasury 7 BP.

## EDICT PHASE

The Edict phase is when you make proclamations on expansion, improvements, taxation, holidays, and so on.

**Step 1—Assign Leadership:** Assign PCs or NPCs to any vacant leadership roles or change the roles being filled by particular PCs or closely allied NPCs (see *Leadership Roles*).

**Step 2—Claim and Abandon Hexes:** For your kingdom to grow, you must claim additional hexes. You can only claim a hex that is adjacent to at least 1 other hex in your kingdom. Before you can claim it, the hex must first be explored, and then cleared of monsters and dangerous hazards (see Steps 2 and 3 of *Founding a Settlement*). Then, to claim the hex, spend 1 BP; this establishes the hex as part of your kingdom and increases your kingdom's Size by 1. The Improvement Edicts table tells you the maximum number of hexes you can claim per turn.

You may abandon any number of hexes to reduce your kingdom's Size (which you may wish to do to manage Consumption). Doing so increases Unrest by 1 for each hex abandoned (or by 4 if the hex contained a settlement). This otherwise functions like losing a hex due to unrest (see Step 4 of the Upkeep Phase).

**Step 4—Build Terrain Improvements:** You may spend BP to build terrain improvements like Farms, Forts, Roads, Mines, and Quarries (see *Terrain Improvements*).

You may also prepare a hex for constructing a settlement. Depending on the site, this may involve clearing trees, moving boulders, digging sanitation trenches, and so on. See the Preparation Cost column on the Terrain and Terrain Improvements table to determine how many BP this requires.

The Improvement Edicts table tells you the maximum number of terrain improvements you can make per turn.

**Step 5—Create and Improve Settlements:** You may create a settlement in a claimed hex (see *Founding a Settlement*). The Improvement Edicts table tells you the maximum number of settlements you can establish per turn.

You may construct a building in any settlement in your kingdom. When a building is completed, apply its modifiers to your kingdom sheet. The Improvement Edicts table tells



you the maximum number of buildings you can construct in your kingdom per turn. The first House, Mansion, Noble Villa, or Tenement your kingdom builds each turn does not count against that limit.

**Step 6—Create Army Units:** You may create, expand, equip, or repair army units (see Mass Combat).

**Step 7—Issue Edicts:** Select or adjust your edict levels (see Edicts).

*Example:* Jane's kingdom has no vacant leadership roles, so nothing happens in Step 1. The leaders don't want to spend BP and increase Size right now, so in Step 2 they don't claim any hexes. In Step 3, the leaders construct a Farm in one of the kingdom's prepared hexes (Consumption —2, Treasury —2 BP). In Steps 5 and 6, the leaders continue to be frugal and do not construct settlement improvements or create armies. In Step 7, the leaders issue a Holiday edict of one national holiday (Loyalty +1, Consumption +1) and set the Expansion edict level to "cautious" (Stability +1, Consumption +0). Looking ahead to the Income phase, Jane realizes that an average roll for her Economy check would be a failure (10 on the 1d20 + 52 Economy — 4 Unrest = 58, less than the Control DC of 60), which means there's a good chance the kingdom won't generate any BP this turn. She decides to set the Taxation edict to "minimal" (Economy +2, Loyalty +2), giving her a total modifier of +50 on her Economy check and a slightly better than average chance of success. She rolls an 11, giving her a total of 61 on her Economy check. With minimal taxation, she divides the result by 5 to determine the number of BP generated by the economy this turn. At the end of this phase, the kingdom has Economy 54, Loyalty 48, Stability 55, Unrest 4, Consumption 4, and she adds 12 BP to the Treasury.

## INCOME PHASE

During the Income phase, you may add to or withdraw from the Treasury as well as collect taxes.

**Step 1—Make Withdrawals from the Treasury:** The kingdom-building rules allow you to expend BP on things related to running the kingdom. If you want to spend some of the kingdom's resources on something for your own personal benefit (such as a new magic item), you may withdraw BP from the Treasury and convert it into gp once per turn, but there is a penalty for doing so.

Each time you withdraw BP for your personal use, Unrest increases by the number of BP withdrawn. Each BP you withdraw this way converts to 2,000 gp of personal funds.

**Step 2—Make Deposits to the Treasury:** You can add funds to a kingdom's Treasury by donating your personal wealth to the kingdom—coins, gems, jewelry, weapons, armor, magic items, and other valuables you find while adventuring, as long as they are individually worth 4,000 gp or less. For every full 4,000 gp in value of the deposit, increase your kingdom's BP by 1.

If you want to donate an item that is worth more than 4,000 gp, refer to Step 3 instead.

**Step 3—Sell Expensive Items for BP:** You can attempt to sell expensive personal items (that is, items worth more than 4,000 gp each) through your kingdom's markets to add to your Treasury. You may sell one item per settlement district per turn. At the GM's discretion, a settlement might not have the resources to purchase expensive items in this way.

To sell an item, divide its price by half (as if selling it to an NPC for gp), divide the result by 4,000 (rounded down), and add that many BP to your Treasury.

You cannot use this step to sell magic items held or created by buildings in your settlements; those items are the property of the owners of those businesses. (See *Magic Items in Settlements* for more information on this topic.)

**Step 4—Collect Taxes:** Attempt an Economy check, divide the result by 3 (round down), and add a number of BP to your Treasury equal to the result.

*Example:* Jane and the other leaders need to keep BP in the kingdom for future plans, so they skip Step 1 of the Income phase. They are worried that they won't collect enough taxes this turn, so just in case, in Step 2 they deposit 8,000 gp worth of coins, gems, and small magic items (Treasury +2 BP). The leaders aren't selling any expensive items, so nothing happens in Step 3. In Step 4, Rob, the Treasurer, rolls the Economy check to collect taxes. Robert rolls a 9 on the 1d20, adds the kingdom's Economy score (55), and subtracts Unrest (4) for a total of 60, which means the kingdom adds 20 BP (the Economy check result of 60, divided by 3) to the Treasury. At the end of this phase, the kingdom has Economy 55, Loyalty 42, Stability 55, Unrest 4, Consumption 4, and Treasury 27 BP.





## EVENT PHASE

In the Event phase, a random event may affect your kingdom as a whole or a single settlement or hex.

There is a 25% chance of an event occurring (see **Events**). If no event occurred during the last turn, this chance increases to 75%. Some events can be negated, ended, or compensated for with some kind of kingdom check. Others, such as a rampaging monster, require you to complete an adventure or deal with a problem in a way not covered by the kingdom-building rules.

In addition, the GM may have an adventure- or campaign-specific event take place. Other events may also happen during this phase, such as independence or unification.

*Example:* The GM rolls on one of the event tables and determines that a monster is attacking one of the kingdom's hexes. Instead of attempting a Stability check to deal with the monster (risking increasing Unrest if it fails), Jane and the other leaders go on a quest to deal with the monster personally. They defeat the monster, so the event does not generate any Unrest. At the end of this phase, the kingdom's scores are unchanged: Economy 55, Loyalty 42, Stability 55, Unrest 4, Consumption 4, and Treasury 27 BP.

## EDICTS

Edicts are the official pronouncements by your government about how you are running the kingdom that turn. For example, you may decide to have low or high taxes, to have more or fewer holidays, and how much effort to put into improving the kingdom's infrastructure. Edicts fall into four types: Holiday, Improvement, Promotion, and Taxation.

In the Edict phase of the kingdom turn, you may set the Holiday, Expansion, and Taxation edict categories to whatever level you want, as well as decide how much of your allowed improvement from the Improvement edict you'll use. For example, you may decide that this turn holidays are quarterly, promotions are aggressive, taxation is minimal, and you won't build any improvements.

## EXPANSION EDICTS

Expansion edicts are events and actions the kingdom uses to attract new citizens and increase the well-being of the kingdom, such as recruitment campaigns, advertisements about services and goods, and propaganda to improve the perception of your kingdom at home and abroad for expanding nations, or focus on stability and protectionism for insular kingdoms.

TABLE 5: EXPANSION EDICTS

ATTITUDE	HEX CLAIMS	STABILITY	LOYALTY	ECONOMY	CONSUMPTION
Isolationist	-1	+2	+1	-2	-1 BP
Cautious	standard	+	-	-1	-
Standard	standard	-	-	-	-
Aggressive	+1	-1	-1	+1	1d4 BP
Imperialist	+2	-2	-2	+2	2d4 BP

## HOLIDAY EDICTS

Holidays are general celebrations or observances that take place across the kingdom. The BP expenditure includes lost revenue from citizens not working during the holidays, preparations and logistical arrangements that occur year-round, and the cost of the actual celebrations. The monthly expenses vary each month but represent an average spread across the entire year. If the kingdom's rulers reduce the amount of holidays they fund at any point during a calendar year, they take a 1 penalty to Loyalty for the remainder of the year for each step by which holiday funding is reduced.

The number of holidays per year is the number you promise to uphold and the number that the common folk expect to enjoy over the next months. The Loyalty and Consumption modifiers change as soon as you change the number of holidays per year. The listed number assumes that you are fulfilling your promise—if you announce 12 holidays in the coming year but don't actually hold and pay for them, the GM should increase your kingdom's Unrest to reflect public disappointment and outrage.

*Example:* Lance is the Ruler of a kingdom with some Loyalty issues. He issues a Holiday edict that there will be weekly kingdom-wide official holidays for the next month (Loyalty +4, Economy +2). In the second turn, he worries about the increased Consumption's effect on the Treasury, so he issues a new Holiday edict decreeing that until further notice, there will be no kingdom-wide holidays. He loses the previous +4 Loyalty bonus and incurs a -4 Loyalty penalty for the new Holiday edict, but no longer has to pay the 1d12 Consumption each turn for his previous edict.

TABLE 6: HOLIDAY EDICTS

FREQUENCY	CONSUMPTION	ECONOMY	LOYALTY
None	-	-2	-4
Annual	1 BP	-1	-2
Quarterly	1d3 BP	0	0
Monthly	1d6 BP	+1	+2
Weekly	1d12 BP	+2	+4

## IMPROVEMENT EDICTS

Improvements are physical improvements you can make to your kingdom: founding new settlements, adding buildings to a settlement, building roads, creating facilities such as mines to tap natural resources, and claiming more hexes for your kingdom. Your kingdom's Size limits how many improvements you can make each turn; see the Improvement Edicts table below. You can make all of the improvements listed on the appropriate row of the table. For example, if your kingdom's Size is 5, on each turn you can create 1 new settlement, 1 new building, 2 terrain improvements, and claim 1 more hex.





**TABLE 7: IMPROVEMENT EDICTS**

KINGDOM SIZE	NEW SETTLEMENTS*	NEW BUILDINGS**	TERRAIN IMPROVEMENTS	HEX CLAIMS
01–10	1	1	2	1
11–25	1	2	3	2
26–50	1	5	5	3
51–100	2	10	7	4
101–200	3	20	9	8
201+	4	No limit	12	12

\*Instead of creating a new settlement, your kingdom may create a new army unit (see Mass Combat), expand or equip an existing army unit, or bring an existing army unit back to full strength.

\*\*Upgrading a building (for example, from a Shrine to a Temple) or destroying a building counts toward this limit. The first House, Mansion, Noble Villa, or Tenement your kingdom builds each turn does not count against this number.

## TAXATION EDICTS

Setting the tax level determines how much revenue you collect from taxes in the Income phase. Higher taxes increase your kingdom's Economy (making it easier for you to succeed at Economy checks to generate revenue) but make your citizens unhappy (reducing Loyalty).

**TABLE 8: TAXATION EDICTS**

TAX LEVEL	REVENUE	ECONOMY	LOYALTY
Minimal	Economy check/5	+2	+2
Light	Economy check/4	+1	+1
Normal	Economy check/3	-	-
Heavy	Economy check/2.5	-2	
Crushing	Economy check/2	-4	-8



## LOSING HEXES

If you lose control of a hex—whether because of Unrest, monster attacks, assaults from a hostile kingdom, and so on—you lose all the benefits of any terrain improvements in that hex (such as Farms and Roads). All settlements in that hex become free cities with no loyalty to you or any other kingdom. At the GM's discretion, monsters may move into the abandoned hex, requiring you to clear it again if you want to claim it later, and terrain improvements may decay over time.

Losing a hex may break your connection to other kingdom hexes. For example, losing the only hex that bridges two sides of a mountain range creates two separate territories. If this happens, the primary territory is the part of the kingdom with your capital city, and the rest of the kingdom is the secondary territory. If none of the kingdom's leaders are in the secondary territory when this split happens, you lose control of all hexes (as described above) in the secondary territory.

If at least one kingdom leader is in the secondary territory when the split occurs, you retain control of the secondary territory, but kingdom checks regarding its hexes treat Unrest as 1 higher, increasing by 1 each turn after the split. This modifier goes away if you claim a hex that reconnects the secondary territory to the primary territory.

If you claim a hex that reestablishes a connection to a leaderless secondary territory, you regain the benefits of the territory's terrain improvements. You must succeed at a Stability check to reclaim each of your former settlements in the secondary territory. You initially have a +5 bonus on these checks because the cities want to return to your kingdom, but this bonus decreases by 1 (to a minimum bonus of +0) for each subsequent turn since you lost control of the secondary territory.

If your kingdom is reduced to 0 hexes—whether through Unrest, a natural disaster, an attack by another kingdom, or other circumstances—you are at risk of losing the kingdom. On your next turn, you must claim a new hex and found or claim a new settlement, or your kingdom is destroyed and you must start over if you want to found a new kingdom. At the GM's discretion, you may be able to keep some BP from your destroyed kingdom's Treasury for a time; otherwise, those assets are lost.

## TERRAIN IMPROVEMENTS

Terrain improvements are changes to a hex that improve the land for your kingdom's use, such as cultivating fields, digging mines, and clearing forests for lumber. The following list describes common improvements. An improvement marked with an asterisk (\*) can share the same hex as other improvements.

Some terrain improvements affect a settlement's Defense, which is used in the mass combat rules.

**Terrain:** This indicates what kind of hex you can build this terrain improvement in.

**Effect:** This line states the effect the terrain improvement has on that hex (or in some cases, your entire kingdom).

If an improvement says you can upgrade it into another improvement, you can do so by paying the cost difference between the two improvements. When the upgrade is complete, you lose the benefit of the old improvement but gain the benefit of the new improvement.

**Cost:** This line gives the cost in BP to build the terrain improvement.

### AQUEDUCT\*

An Aqueduct brings water from alpine lakes and rivers to lowland cities where water is scarce or insufficient for the local populace. A finished series of Aqueduct hexes must connect to a hill or mountain hex (with a river or lake) on one end and a settlement on the other end; otherwise, you do not gain its benefit.

**Terrain:** One end must be hill or mountain hex; can pass through any type of hex.

**Effect:** Loyalty+1, Stability +1, allows settlement to build water-dependent buildings.

**Cost:** As a Road, except the cost is not doubled for hexes with rivers (see Table 9: Terrain and Terrain Improvements).

### BRIDGE\*

A Bridge allows your Road hexes to cross rivers.

**Cost:** When you build a Road in a hex that contains a river, the doubled cost of the Road includes the cost of bridges needed to cross the river. You don't need to build a Bridge as a separate unit; it's listed here for reference only.

### CANAL\*

A Canal is an artificial waterway that allows barge traffic to haul heavy commodities.

**Terrain:** Desert, hill, or plain.

**Effect:** Settlements in a hex with a Canal treat the hex as if it had a river.

**Cost:** Twice the cost of a Road (see Table 9: Terrain and Terrain Improvements).

### FARM\*


A Farm helps feed your kingdom.

**Terrain:** Desert (requires canal, coastline, or river), hill, or plain.

**Effect:** Consumption decreases by 2 BP.

**Cost:** See Table 9: Terrain and Terrain Improvements.





### **FISHERY\***

A Fishery is like a Farm, except it provides abundant fish rather than planted crops.

**Terrain:** Coastline, water, river, or marsh.

**Effect:** Consumption decreases by 1 BP.

**Cost:** 4 BP.

### **FORT\***

A Fort is a walled encampment for military forces outside a settlement. You can upgrade a Watchtower to a Fort (Unrest decreases when you do so, just as if you had built the Fort from scratch).

**Terrain:** Any land.

**Effect:** Stability +2, Defense +4, increase Consumption by 1 BP; Unrest decreases by 1 when completed. If this hex becomes a settlement, this improvement counts as one Barracks and one Stables building.

**Cost:** 24 BP.

### **HIGHWAY\***

A highway is a paved and well-maintained version of a Road. You may upgrade a Road into a Highway. You must have a kingdom of Size 26 or greater to build a Highway.

**Terrain:** Any hex with a Road.

**Effect:** Economy +1 for every 4 hexes of Highway, Stability +1 for every 8 hexes of Highway; improves overland travel speed.

**Cost:** Twice the cost of a Road (see Table 9: Terrain and Terrain Improvements).

### **MINE**

A Mine extracts metal, coal, salt, or other useful materials from the earth.

**Terrain:** Cavern, desert, hill, or mountain.

**Effect:** Economy +1, earn +1 BP per turn when collecting taxes during the Income phase.

**Cost:** 6 BP.

### **QUARRY**

A Quarry extracts workable stone from the ground.

**Terrain:** Cavern, hill, or mountain.

**Effect:** Stability +1, earn +1 BP per turn when collecting taxes during the Income phase.

**Cost:** 6 BP.

### **ROAD\***

A Road speeds travel through your kingdom and promotes trade. You can upgrade a Road to a Highway.

**Terrain:** Any land.

**Effect:** Economy +1 for every 4 hexes of Road, Stability +1 for every 8 hexes of Road; improves overland travel speed.

**Cost:** See the Road column of Table 9: Terrain and Terrain Improvements.

### **SAWMILL**

A sawmill centralizes the activities of loggers and turns trees into lumber for use in building and crafting.

**Terrain:** Forest or jungle.

**Effect:** Stability +1, earn +1 BP per turn when collecting taxes during the Income phase.

**Cost:** 3 BP.





## WATCHTOWER\*

A Watchtower flies your flag, is a safe place for your patrols, and establishes your power on the frontier. A Watchtower cannot share a hex with a Fort or another Watchtower.

**Terrain:** Any land.

**Effect:** Stability +1, Defense +2; Unrest decreases by 1 when completed. If this hex becomes a settlement, this improvement counts as a Watchtower building.

**Cost:** 12 BP.

## SPECIAL TERRAIN

Some hexes contain features or resources that impact a kingdom's Economy, Loyalty, Stability, and other game statistics. These terrain resources are placed by the GM—not by player characters—for you to discover while exploring or adventuring, and may modify terrain improvements or cities.

**Bridge:** The hex contains an existing Bridge over a waterway. If you build a Road in this hex, you do not have to double the cost of the Road.

**Building:** The hex contains an abandoned building in good repair (type determined by the GM). If you establish a settlement at the building's location in the hex, you can incorporate the building into the settlement at no cost (this does not count toward your building limit for that turn).

**Free City:** A Free City is a settlement that is not part of any established kingdom. Claiming a hex with a Free City is an excellent way to add a fully functional settlement to your kingdom. In order to claim a Free City hex peacefully, you must succeed at a Stability check. Failure indicates radicals and upstarts in the settlement and Unrest increases by 1d4.

**Lair:** A Lair is usually a cave or defensible shelter that can be used as a defensive fallback point, a storage location, or even a guard post or prison. If you claim a hex with a Lair, Stability increases by 1. If you construct a Fort or Watchtower over a Lair, its Defense increases by 1. At the GM's option, a Lair may allow access to an underground cavern hex (see Table 9: Terrain and Terrain Improvements).

**Landmark:** A Landmark is a site of great pride, mystery, and wonder, such as an outcropping in the shape of a human face, a smoking volcano, or a lake with an unusual color or unique properties. The Landmark bolsters your kingdom's morale. If you claim a hex with a Landmark, Loyalty increases by 1. If the hex also has a Road or Highway, Loyalty increases by an additional 1.

**Resource:** A Resource is a ready supply of some kind of valuable commodity that offers a great economic boon to your kingdom, such as exotic lumber, precious metal, gems, rare herbs, incense, silk, ivory, furs, salt, dyes, and the like. If you claim a hex with a Resource, Economy increases by 1. If you construct a Mine, Quarry, or Sawmill in a hex with a Resource, all of its benefits increase by 1. If you construct a

Farm or Fishery in a hex with a Resource, those improvements decrease Consumption by an additional 1 BP.

**River:** A River allows water travel through your kingdom, facilitating trade and allowing irrigation. Economy increases by 1 for every 4 River hexes claimed, and Stability increases by 1 for every 8 such hexes claimed.

**Ruin:** A Ruin is a partially destroyed building. If you claim a hex containing a Ruin and build a settlement at the Ruin's location, you can use the Ruin as the basis of an appropriate type of building (as determined by the GM), reducing the cost of that building by half. Alternatively, you can salvage building materials from the Ruin, reducing the cost of 1 building in that hex by 1d4 BP.


## SETTLEMENTS AND DISTRICTS

The greatest assets of your kingdom are its settlements. Most settlements start as simple villages, and some grow over time into bustling cities.

The District Grid is divided into 9 large blocks, and each block into four smaller lots; however, this does not mean that every city district is literally a square grid. Real world cities of the Middle Ages and Renaissance come in all shapes







and sizes, and so too do fantasy cities; the grid is merely an abstraction to help organize information about how the city is organized and what parts of it are near one another. You *can* use the grid to represent an actual map of the settlement, or you could split the lots apart and rearrange them on either side of a river or across several islands or atop and alongside a hill or cliff. The visual representation of a city is limited only by your imagination, while the grid serves as a tool to build out the city in a logical way. As a rule of thumb, each building lot is assumed to be 200 feet on a side, though if you prefer a larger, more spread-out city you could have lots up to 750 feet on a side, which if placed in a square arrangement would give you a district about 1 mile square. Whatever their size, on each lot you may construct a building, and each building affects your kingdom's Economy, Loyalty, and so on.

Much like the blocks and lots themselves, when you construct a "building" in your settlement, this also is a convenient abstraction to describe the *kind* of buildings you are creating on that lot. While some of the larger buildings might in fact be standalone buildings, like an Arena, Castle, or Cathedral, for the most part a lot of buildings is assumed to contain numerous buildings of a similar kind clustered together, along with living quarters for many of their patrons and proprietors. An "Inn" filling a lot is not a single sprawling structure covering 40,000 square feet (for a 200-foot-square lot) or over half a million square feet - the size of a large

urban convention center - if using 750-foot-square lots. Instead, that "Inn" may represent a dozen or more similar businesses all devoted to a similar trade, or a smaller number of establishments plus a variety of homes, apartments, and support businesses clustered around them, with streets and alleys winding amongst the buildings in each block.

If you decide to name your buildings, be they Inns, Arenas, Cathedrals, or any other building, that name might refer to the largest and most prosperous business of its kind on the block rather than a massive business that owns the entire space. Alternatively, you could simply treat any proper name you give it as the name of the district or neighborhood as a whole. In many real-world cities, a particular street or park may lend its name to the entire neighborhood of which it is a part. This works just as well when creating a fantasy city, especially if you develop squares of similar lots together to form cohesive, natural parts of your city.

Most settlements only have 1 district. If your District Grid is full and you want to add another district (for example, if you run out of available lots in that settlement and want to construct additional buildings), you can create an additional district for that settlement by paying the preparation cost for the settlement's terrain as listed on [Table 9: Terrain and Terrain Improvements](#). Remember that your kingdom's Control DC is based on the number of districts in your settlement.



The placement of buildings in your district is up to you—you can start in the center of the district and build outward, or start at the edge and build toward the center. Some buildings (such as the Guildhall) take up more than 1 lot on the grid, and you may build them so they occupy a single block or in such a way as to straddle two adjoining blocks.

**Construction:** Construction is completed in the same turn you spend BP for the building, no matter what its size is. A building's benefits apply to your kingdom immediately. At the GM's discretion, construction magic (such as *fabricate* or *wall of stone*) can reduce a single building's BP cost by 2 (minimum 0). This is a one-time reduction per turn, regardless of the amount of magic used.

**Population:** As a simple rule of thumb, a settlement's population is approximately equal to the number of completed lots within its districts × 250. A grid that has all 36 lots filled with buildings has a population of approximately 9,000.

**Defense:** A settlement's Defense is used with the mass combat rules. It otherwise has no effect unless the settlement is attacked. You can increase a settlement's Defense by building certain structures (such as City Walls).

## FOUNDING A SETTLEMENT

Before you can start your own kingdom, you first need a base of operations—a fort, village, or other settlement—where you can rest between adventures and where your citizens know they can find you if they need help or want to pay their taxes. Once you have a kingdom, you'll want to create more settlements in order for the kingdom to grow and prosper. To found a settlement, you must perform the following steps. (These steps assume you're building a new settlement from scratch; if you're attempting to incorporate an existing settlement into your kingdom, see Free City under Special Terrain.)

**Step 1—Acquire funds.** You'll need money and resources in the form of build points.

**Step 2—Explore and clear a hex.** You'll need to explore the hex where you want to put the settlement. See the Exploration Time column on the **Terrain** and **Terrain Improvements** table to see how long this takes. Once you have explored the hex, clear it of monsters and dangerous hazards. The time needed to clear it depends on the nature of the threats; this step is usually handled by you completing adventures there to kill or drive out monsters.

**Step 3—Claim the hex as yours.** Once you have BP and have explored and cleared the hex, you can claim it. Spend 1 BP to do so; this represents setting up very basic infrastructure such as clearing paths, hiring patrols, setting up a tent city, and so on. This establishes the hex as part of your kingdom (or the beginning of your kingdom).

**TABLE 9: TERRAIN AND TERRAIN IMPROVEMENTS**

TERRAIN	EXPLORATION TIME <sup>1</sup>	PREPARATION TIME <sup>2</sup>	PREPARATION COST <sup>3</sup>	FARM <sup>4</sup>	ROAD <sup>5,6</sup>
Cavern <sup>7</sup>	3 days	3 months	8 BP	—	4 BP
Coastline <sup>8</sup>	Special	Special	Special	Special	Special
Desert	2 days	1 month	8 BP	4 BP	4 BP
Forest	2 days	2 months	4 BP	—	2 BP
Hills	1 day	1 month	4 BP	2 BP	3 BP
Jungle	2 days	4 months	12 BP	—	4 BP
Marsh	3 days	3 months	8 BP	—	4 BP
Mountains	3 days		4 BP	12 BP	—
Plains	1 day	Immediate	1 BP	2 BP	1 BP
Water	2 days	—	—	—	—

<sup>1</sup> Exploration time represents how many days a typical scouting party requires to explore a hex of this type. Treat Cavern as Mountain and Jungle as Marsh for exploration time. Do not adjust the speed for Water hexes; it's assumed that the party is already using a boat or other watercraft to explore.

<sup>2</sup> Preparation time represents the months of labor (beginning with the current turn) required to prepare the hex for settlement. Construction of buildings can begin in the current month for settlements built on plains.

<sup>3</sup> Preparation cost represents the BP cost to clear a hex of this type in preparation for founding a settlement.

<sup>4</sup> Farm cost represents the BP cost to cultivate a hex for farming. A Farm must be within or adjacent to a hex containing a river, lake, swamp, or

Canal, or adjacent to at least 2 hexes that already contain Farms.

<sup>5</sup> Road cost represents the BP cost to establish a Road that crosses a hex and connects to all adjacent hexes. The cost to build a Road doubles if the hex contains rivers. A kingdom with a Size of 26 or greater can build a Highway (or upgrade a Road to a Highway).

<sup>6</sup> If the hex contains any rivers, double the listed cost to reflect the need to build bridges.

<sup>7</sup> This is a large system of caves and underground passages and can be found in any terrain type except Marsh. It functions as an additional hex that exists underground, below the surface hex.

<sup>8</sup> Treat this as the adjacent land terrain type for all purposes





**Step 4—Prepare the site for construction.** To put a settlement on a claimed hex, you'll need to prepare it. Depending on the site, this process may involve clearing trees, moving boulders, digging sanitation trenches, and so on. See the Preparation Cost column on the **Terrain and Terrain Improvements** table for the BP cost. If your settlement is in a hex containing a canal, lake, ocean, river, or similar large body of water, you must decide which of your settlement's borders are water (riverbanks, lakeshores, or seashores) or land. Some types of buildings, such as Mills, Piers, and Waterfronts, must be adjacent to water.

**Step 5—Construct your first buildings.** Construct 1 building in your settlement and pay its BP cost. If this is your kingdom's first settlement, you should start with an Inn, Shrine, Monastery, or Watchtower. In addition, you may also purchase and construct 1 House, Mansion, Noble Villa, or Tenement. If your first building is an Inn, you must construct a House or Tenement next to it, as building an Inn requires an adjacent House or Tenement.

When you complete these steps, you've founded your settlement! If this is your first settlement, it's considered your kingdom's capital city.

## CLAIMING WATER AND ISLANDS

When you claim a hex that contains part of an ocean or lake, your claim includes the water portion of that hex. In effect, your kingdom automatically controls a small portion of the waters adjacent to its coastline. Because any new hex you claim must be adjacent to an existing hex in your kingdom, if you want to claim land beyond that water (such as an island), you must first explore and claim the intervening deep water hexes. Your exploration only applies to the water's surface—you are searching for uncharted islands, dangerous reefs, and so on. The GM may want to treat the underwater portion of a hex as a separate hex, much like a network of large caves under a hex may count as its own hex, allowing a village of merfolk or sahuagin to thrive in your kingdom without your knowledge.

## MAGIC ITEMS IN SETTLEMENTS

Some buildings increase the likelihood of having specific magic items available for purchase.

**Gaining Item Slots:** When you construct one of these buildings, mark the appropriate boxes in the Magic Items section of the settlement's District Grid; this indicates that the settlement has gained a slot for an item of that type.



**Filling Item Slots:** In Step 3 of the Upkeep phase, you roll to fill vacant magic item slots in each district. Roll d% once for each district that has an open magic item slot (if the district has more than one, select one randomly). There is a 50% chance (51—100) that an appropriate magic item becomes available in that slot. The GM selects or randomly determines the item or items available.

**Emptying Item Slots:** If you are unsatisfied with a magic item generated by a settlement, there are three ways to purge an undesirable item and make its slot vacant. The first is to purchase it with your own gp, or otherwise acquire it, which makes it your personal property and means you may do with it what you please (use it, sell it for gold, deposit it in the kingdom's Treasury during the next Income phase, use it as a reward for a local general, and so on).

The second method is to manipulate your kingdom's economy to encourage an NPC to purchase the item (such as a random adventurer passing through the settlement). During Step 3 of the Income phase, you may attempt one Economy check for each filled slot you want to empty. For every such check after the first one in a turn, your Economy decreases by 1, since these manipulations are harmful to your kingdom's economy and typically only serve to get rid of an item you consider undesirable. If the check fails, nothing happens. If the check succeeds, erase the item from that slot; you may attempt to fill the empty slot as normal in the next Upkeep phase. You do not gain any gp or BP from this sale; the money goes to the building's owner, who uses it to acquire or craft the next item.

The third way is to spend BP (1 BP = 2,000 gp) to purchase the item. If you take the item for your own use, this counts as withdrawing BP from the Treasury for your personal use (see Make Withdrawals from the Treasury). If you use the item in a way that doesn't directly benefit you or the other PCs (such as giving it to a hero of your army or donating it to a settlement as a religious or historical artifact), then purchasing it is essentially like other kingdom expenditures and does not increase Unrest or decrease Loyalty.

## BUILDINGS

You improve settlements by constructing buildings, which provide bonuses to the kingdom in general and the settlement in particular. Some buildings also intersect with the mass combat rules, notably with fortifications and reserve armies.

**Demolition:** If a lot has a building, you can clear it for new construction. Doing so costs 1 BP. You may construct a building on a lot the same turn you demolish the old building there. You do not regain BP for a demolished building (but see Rebuilding, below).

**Destroyed Lots:** If an event or a pillaging army destroys 1 or more lots, the devastation causes Unrest to increase by 1 per lot destroyed.

**Rebuilding:** If you rebuild the same type of building on a destroyed lot, the cost is halved, as you can reuse some of the materials for the same purpose. If you rebuild a different type of building on that lot, reduce the cost of the new building by 1/4 the cost of the old building (minimum 1 BP). If you build smaller buildings on top of a site that held a multi-lot building, split the discount evenly over the new buildings. For example, if you demolish an Academy and construct a Mansion and a Luxury Store on top of those lots, each building gets a 6 BP discount (1/4 of 52 BP is 13, divided evenly between the two).

## BUILDING DESCRIPTIONS

Buildings are described in the following format.

**Building Name:** The type of buildings contained in this lot. In most cases, each lot represents numerous buildings of that type, rather than a single edifice.

**Cost:** The cost in BP to construct the building.

**Lots:** How many lots the building fills.

**Kingdom:** Building modifiers to Economy, Loyalty, and Stability stack, affect your entire kingdom, and are ongoing from turn to turn. Modifiers to Unrest occur once when the building is completed. This category also lists any bonuses to Fame (see **Fame and Infamy**) from having the building.





**Discount:** Some buildings halve the cost of constructing a related type of building in the same settlement. This cost reduction applies only to the first constructed building of the types listed in this line. For example, an Academy halves the cost of your next Library in that settlement; if you build a second Library in that settlement, you pay the normal cost for it. If 2 buildings give the same discount, only one discount applies per new building, but you may construct 2 buildings at the discounted cost. For example, Market and Theater both halve the cost of an Inn; if your settlement has a Market and a Theater, you may construct 2 Inns at half cost (the Market discounts one, and the Theater discounts the other).

**Limit:** This lists limitations on the number of buildings of this type, special requirements for adjacent buildings, or prohibitions against certain buildings being adjacent.

For most buildings, you can construct as many of them as you want in a settlement, but some are limited in the number that can be built per settlement or district. For example, you can only construct 1 Arena per settlement. In addition, building repeated iterations of buildings of the same type brings diminishing returns to the prosperity of a city, as once a building of a given type has been constructed in a city district, any additional buildings of the same type cost 50% more to build in that district. This increase does not apply to **Bridges, City Walls, Houses, Moats, Parks, Tenements, and Waterways.**

Some buildings require that you construct them adjacent to at least 1 or 2 of a specific kind of building or feature of the settlement. For example, a Shop or Tavern must be adjacent to a House or Mansion. The required adjacent building can only count toward 1 building that requires it. For example, if you have a House and a Shop, that House can't be used to meet the requirement for another Shop or a Tavern; you have to construct a new House and use it to meet the requirement of the new Shop or Tavern.

Some buildings cannot be adjacent to certain buildings. For example, you can't construct a Tannery next to a House, Mansion, Noble Villa, or Tenement. If you want to use a lot for this type of building, you must demolish all prohibited adjacent structures first.

If you get overzealous in constructing a particular type of building in a settlement, the GM should feel free to add events to discourage this practice. For example, a settlement with too many Dumps is prone to otyugh and wererat attacks, and a settlement with too many Graveyards tends to have frequent undead attacks. This should not occur, however, if you build too many Houses, Parks, Tenements, or Waterways.

**Upgrade To/From:** Some buildings can be converted into a more advanced form of the existing building, such as converting a Shrine into a Temple. To upgrade a building, pay the BP cost difference between the current building and the new building. Remove the modifiers from the old building and apply the modifiers from the new building. Upgrading counts as constructing a building for the purpose of the maximum number of buildings you can construct on your turn. You can't upgrade a building to a larger one if there isn't space in the District Grid for the building's new size.

**Special:** This lists any other effect the building has, such as increasing Defense, the settlement's base value, or the output of a nearby Mine.

**Magic Items:** This lists any magic item slot the building creates, which may be filled in the Upkeep phase (see **Magic Items in Settlements**). If a building lists multiple options within a category (such as "1 common potion or scroll"), it has an equal chance for each option.

**Settlement:** This lists settlement modifiers that affect specific skills within the settlement. These modifiers are ongoing from turn to turn, but apply only to skill checks within that settlement (not other settlements in the hex or anywhere else in your kingdom). Buildings that increase or decrease Unrest apply that modifier only once, on the turn they are built; they have no effect on unrest in subsequent turns.

**ACADEMY** 52 BP, 2 LOTS  
**Kingdom** Economy +2, Loyalty +2  
**Discount** Caster's Tower, Library, Magic Shop  
**Upgrade From** Library; **Upgrade To** University  
**Magic Items** 3 common scrolls, 2 uncommon scrolls or wondrous items  
**Settlement** Lore +2, Productivity +1, Society +2; increase Lore bonus by 2 for questions relating to one specific topic, such as history or religion  
 An institution of higher learning.

**ALCHEMIST** 18 BP, 1 LOT  
**Kingdom** Economy +1  
**Limit** Adjacent to 1 House  
**Magic Items** 1 common potion or scroll  
 The laboratory and home of a crafter of poisons, potions, or alchemical items.

**ARENA** 40 BP, 4 LOTS  
**Kingdom** Stability +4; Fame +1  
**Discount** Brothel, Garrison, Inn, Stable, Theater  
**Limit** 1 per settlement  
**Upgrade From** Theater  
**Settlement** Crime +1  
 A large public structure for competitions and team sports.

**BANK** 28 BP, 1 LOT  
**Kingdom** Economy +4  
 A secure building for storing valuables and granting loans.

**BARDIC COLLEGE** 40 BP, 2 LOTS  
**Kingdom** Economy +1, Loyalty +3, Stability +1; Fame +1  
**Discount** Library, Museum, Theater  
**Magic Items** 2 uncommon scrolls or wondrous items  
 A center for artistic learning. Education in a Bardic College also includes research into a wide-range of historical topics.





#### BARRACKS

6 BP, 1 LOT

**Kingdom** Unrest —1

**Upgrade To** Garrison

**Special** Defense +2

**Settlement** Law +1

A building to house conscripts, guards, militia, soldiers, or similar military forces.

#### BLACK MARKET

50 BP, 1 LOT

**Kingdom** Economy +2, Stability +1, Unrest +1

**Discount** Brothel

**Limit** Adjacent to 2 Houses

**Special** Illegal items for sale, often at a steep price

**Magic Items** 2 common items, 1 uncommon item, 1 rare item

**Settlement** Corruption +2, Crime +2

A number of shops with secret and usually illegal wares.

#### BREWERY

6 BP, 1 LOT

**Kingdom** Loyalty +1, Stability +1

A building for beer brewing, winemaking, or some similar use.

#### BRIDGE

6 BP, 1 LOT

**Kingdom** Economy +1

**Special** Shares the space with a river or Waterway lot

Allows travel across a river or Waterway, easing transportation.

#### BUREAU

10 BP, 2 LOTS

**Kingdom** Economy +1, Loyalty —1, Stability +1

**Settlement** Corruption +1, Law +1

A large warren of offices for clerks and record-keepers working for a guild or government.

#### CASTER'S TOWER

30 BP, 1 LOT

**Kingdom** Economy +1, Loyalty +1

**Magic Items** 3 common items, 2 uncommon items

The home and laboratory for a spellcaster.

#### CASTLE

54 BP, 4 LOTS

**Kingdom** Economy +2, Loyalty +2, Stability +2, Unrest —4; Fame +1

**Discount** Noble Villa, Town Hall

**Limit** 1 per settlement

**Special** Defense +8

The home of the settlement's leader or the heart of its defenses.

#### CATHEDRAL

58 BP, 4 LOTS

**Kingdom** Loyalty +4, Stability +4, Unrest —4; Fame +1

**Discount** Academy, Temple

**Limit** 1 per settlement

**Special** Halves Consumption increase for Expansion edicts

**Magic Items** 3 common items, 2 uncommon items

**Settlement** Law +2

The focal point of the settlement's spiritual leadership.



**CISTERN****6 BP, 1 LOT****Kingdom** Stability +1**Limit** Cannot be adjacent to a Dump, Graveyard, Stable, Stockyard, or Tannery**Special** Can share lot with another building

Contains a safe supply of fresh water for the settlement.

**CITY WALL****2 BP****Kingdom** Unrest —2 (once per settlement)**Limit** Land district border**Special** Defense +1

A fortification of a district with a sturdy wall. The GM may allow for cliffs and other natural features to function as a City Wall for one or more sides of a district. You may construct gates through your own city wall at no cost. City Walls (and Moats) do not occupy any space on a district map; instead, they exist along one or more sides of a city district. While for the sake of the abstract district grid you may build a number of city walls equal to your number of land borders, building just one City Wall does not mean that you literally have a square city with a wall on one side of it and no defenses on the others. Instead, each City Wall is an abstracted measure of its perimeter fortifications. A single City Wall might be a rampart and palisade, a second a stout curtain wall, a third buttresses and plinths to reinforce the wall, and a fourth covered battlements, embrasures, arrow slits, and machicolations. Building City Walls (and Moats) reflects the total investment in the outer defenses of a settlement, and larger settlements require a larger expenditure to protect and patrol a larger perimeter.

**DANCE HALL****4 BP, 1 LOT****Kingdom** Economy +1, Loyalty +2, Unrest +1**Limit** Adjacent to 1 House**Settlement** Corruption +1, Crime +1

An establishment for dancing, drinking, carousing, and holding celebrations.

**DUMP****4 BP, 1 LOT****Kingdom** Stability +1**Limit** Cannot be adjacent to House, Mansion, or Noble Villa

A centralized place to dispose of refuse.

**EVERFLOWING SPRING****5 BP****Limit** Settlement must have a building that can create medium magic items**Special** Can share lot with Castle, Cathedral, Market, Monument, Park, or Town HallA fountain built around several *decanters of endless water* that provides an inexhaustible supply of fresh water.**EXOTIC ARTISAN****10 BP, 1 LOT****Kingdom** Economy +1, Stability +1**Limit** Adjacent to 1 House**Magic Items** 1 uncommon item

The shop and home of a jeweler, tinker, glassblower, or the like.

**FOREIGN QUARTER****30 BP, 4 LOTS****Kingdom** Economy +3, Stability —1**Special** Increase the value of trade routes (see Trade Edicts) by 5% (maximum 100%)**Settlement** Crime +1, Lore +1, Society +2

An area with many foreigners, as well as shops and services catering to them.

**FOUNDRY****16 BP, 2 LOTS****Kingdom** Economy +1, Stability +1, Unrest +1**Discount** Smithy**Limit** Adjacent to water district border**Special** Increase the Economy and BP earned per turn by 1 for 1 Mine connected to this settlement by a river or Road**Settlement** Productivity +1

Processes ore and refines it into finished metal.

**GARRISON****28 BP, 2 LOTS****Kingdom** Loyalty +2, Stability +2, Unrest —2**Discount** City Wall, Granary, Jail**Upgrade From** Barracks

A large building to house armies, train guards, and recruit militia.

**GRANARY****12 BP, 1 LOT****Kingdom** Loyalty +1, Stability +1**Special** If Farms reduce Consumption below 0, store up to 5 BP of excess production for use on a later turn when Consumption exceeds the Treasury

A place to store grain and food.

**GRAVEYARD****4 BP, 1 LOT****Kingdom** Loyalty +1

A plot of land to honor and bury the dead.

**GUILDHALL****34 BP, 2 LOTS****Kingdom** Economy +2, Loyalty +2**Discount** Pier, Stable, Trade Shop**Upgrade From** Trade Shop**Settlement** Law +1, Productivity +2

The headquarters for a guild or similar organization.

**HERBALIST****10 BP, 1 LOT****Kingdom** Loyalty +1, Stability +1**Limit** Adjacent to 1 House**Magic Items** 1 common potion

The workshop and home of a gardener, healer, or poisoner.





#### HOSPITAL

30 BP, 2 LOTS

**Kingdom** Loyalty +1, Stability +2

**Special** Increase Stability by 2 during plague events

**Settlement** Lore +1, Productivity +2

A building devoted to healing the sick.

#### HOUSE

3 BP, 1 LOT

**Kingdom** Unrest —1

**Upgrade From** Tenement

**Special** The first House you build during the Improvement phase does not count against the total number of buildings you can build during the phase

A number of mid-sized houses for citizens.

#### INN

10 BP, 1 LOT

**Kingdom** Economy +1, Loyalty +1

**Limit** Adjacent to 1 House

**Settlement** Society +1

A place for visitors to rest.

#### JAIL

14 BP, 1 LOT

**Kingdom** Loyalty +2, Stability +2, Unrest —2

**Settlement** Crime —1, Law +1

A fortified structure for confining criminals or dangerous monsters.

#### LIBRARY

6 BP, 1 LOT

**Kingdom** Economy +1, Loyalty +1

**Upgrade To** Academy

**Settlement** Lore +1

A large building containing an archive of books.

#### LUXURY STORE

28 BP, 1 LOT

**Kingdom** Economy +1

**Limit** Adjacent to 1 House

**Upgrade To** Magic Shop; **Upgrade From** Shop

**Magic Items** 2 uncommon rings or wondrous items

A shop that specializes in expensive comforts for the wealthy.

#### MAGIC SHOP

68 BP, 1 LOT

**Kingdom** Economy +1

**Limit** Adjacent to 2 Houses

**Upgrade From** Luxury Store

**Magic Items** 4 common items, 2 uncommon items, 1 rare item

A shop that specializes in magic items and spells.



**MAGICAL ACADEMY****58 BP, 2 LOTS****Kingdom** Economy +2; Fame +1**Discount** Caster's Tower, Library, Magic Shop**Magic Items** 3 common items; 1 uncommon potion, scroll, or wondrous item**Settlement** Lore +2, Society +1; increase Lore bonus by 2 for questions relating to Intelligence (arcana)

An institution for training students in spellcasting, magic item crafting, and various arcane arts.

**MAGICAL STREETLAMPS****5 BP****Limit** Settlement must have a Cathedral, Magic Shop, Magical Academy, or Temple**Special** Can share a lot with any building or improvement**Settlement** Crime —1*Continual flame* lamps that illuminate the lot.**MANSION****10 BP, 1 LOT****Kingdom** Stability +1**Upgrade To** Noble Villa**Settlement** Law +1, Society +1

A single huge manor housing a rich family and its servants.

**MARKET****48 BP, 2 LOTS****Kingdom** Economy +2, Stability +2**Discount** Black Market, Inn, Shop**Limit** Adjacent to 2 Houses**Upgrade From** Shop**Magic Items** 2 uncommon items

An open area for traveling merchants and bargain hunters.

**MENAGERIE****16 BP, 4 LOTS****Kingdom** Economy +1, Loyalty (special); Fame +1**Special** Increase Loyalty by 1/4 the CR of the highest-CR creature in the Menagerie

A large park stocked with exotic creatures for public viewing.

**MILITARY ACADEMY****36 BP, 2 LOTS****Kingdom** Loyalty +2, Stability +1; Fame +1**Discount** Barracks**Limit** 1 per settlement**Special** Armies and commanders recruited at the settlement gain one bonus tactic (see Army Tactics in the mass combat rules)**Magic Items** 1 uncommon armor, shield, or weapon; 1 rare armor, shield, or weapon**Settlement** Law +1, Lore +1

An institution dedicated to the study of war and the training of elite soldiers and officers.

**MILL****6 BP, 1 LOT****Kingdom** Economy +1, Stability +1**Limit** Adjacent to water district border**Special** With GM approval, you can construct a windmill at the same cost without the water district border requirement**Settlement** Productivity +1

A building used to cut lumber or grind grain.

**MINT****30 BP, 1 LOT****Kingdom** Economy +3, Loyalty +3, Stability +1; Fame +1

A secure building where the kingdom's coinage is minted and standard weights and measures are kept.

**MOAT****2 BP****Kingdom** Unrest —1 (once per settlement)**Limit** Land district border**Special** Defense +1; cannot be damaged by siege engines

A fortification of one side of a district with an open or water-filled ditch, often backed by a low dike or embankment. The GM may allow a river or similar natural feature to function as a moat for one or more sides of a district. See City Walls building description for further information.

**MONASTERY****16 BP, 2 LOTS****Kingdom** Stability +1**Settlement** Law +1, Lore +1

A cloister for meditation, study, and the pursuit of various other scholarly paths.

**MONUMENT****6 BP, 1 LOT****Kingdom** Loyalty +1, Unrest —1

A local memorial such as a bell tower, a statue of a settlement founder, a large tomb, or a public display of art.

**MUSEUM****30 BP, 2 LOTS****Kingdom** Economy +1, Loyalty +1; Fame +1**Settlement** Lore +2, Society +1; increase Lore bonus by 2 for questions relating to history and art objects

A place to display art and artifacts both modern and historical. The GM may allow the kingdom leaders to display a valuable item (such as a magic item or bejeweled statue) in the museum, increasing Fame during this display by 1 for every 5,000 gp of the item's price (maximum +5 Fame), and by an additional 1 if the item is significant to the kingdom's history.

**NOBLE VILLA****24 BP, 2 LOTS****Kingdom** Economy +1, Loyalty +1, Stability +1; Fame +1**Discount** Exotic Artisan, Luxury Store, Mansion**Upgrade From** Mansion**Settlement** Society +1

A sprawling manor with luxurious grounds that houses a noble's family and staff.





#### OBSERVATORY

12 BP, 1 LOT

**Kingdom** Stability +1

**Magic Items** 1 uncommon scroll or wondrous item

**Settlement** Lore +2

A dome or tower with optical devices for viewing the heavens.

#### ORPHANAGE

6 BP, 1 LOT

**Kingdom** Stability +1, Unrest —1

A place for housing and taking care of large numbers of orphans.

#### PALACE

108 BP, 4 LOTS

**Kingdom** Economy +2, Loyalty +6, Stability +2; Fame +1

**Discount** Mansion, Mint, Noble Villa

**Special** You may make two special edicts per turn, but take a —2 penalty on kingdom checks associated with each special edict

**Settlement** Law +2

A grand edifice and walled grounds demonstrating one's wealth, power, and authority to the world.

#### PARK

4 BP, 1 LOT

**Kingdom** Loyalty +1, Unrest —1

A plot of land set aside for its serene beauty.

#### PAVED STREETS

24 BP

**Kingdom** Economy +2, Stability +1

**Limit** 1 per district

**Settlement** Productivity +2

Brick or stone pavement that speeds transportation.

#### PIER

16 BP, 1 LOT

**Kingdom** Economy +1, Stability +1

**Limit** Adjacent to water district border

**Upgrade To** Waterfront

**Settlement** Crime +1

Warehouses and workshops for docking ships and handling cargo and passengers.

#### SEWER SYSTEM

24 BP

**Kingdom** Loyalty +1, Stability +2

**Discount** Cistern, Dump

**Limit** 1 per district

**Settlement** Crime +1, Productivity +1

An underground sanitation system that keeps the settlement clean, though it may become home to criminals and monsters.

#### SHOP

8 BP, 1 LOT

**Kingdom** Economy +1

**Limit** Adjacent to 1 House or Mansion

**Upgrade To** Luxury Store, Market

**Settlement** Productivity +1

A general store.

#### SHRINE

8 BP, 1 LOT

**Kingdom** Loyalty +1, Unrest —1

**Upgrade To** Temple

**Magic Items** 1 common or uncommon item

A shrine, idol, sacred grove, or similar holy site designed for worship by pious individuals.

#### SMITHY

6 BP, 1 LOT

**Kingdom** Economy +1, Stability +1

The workshop of an armorsmith, blacksmith, weaponsmith, or other craftsman who works with metal.



**STABLE****10 BP, 1 LOT****Kingdom** Economy +1, Loyalty +1**Limit** Adjacent to 1 House, Mansion, or Noble Villa

A structure for housing or selling horses and other mounts.

**STOCKYARD****20 BP, 4 LOTS****Kingdom** Economy +1, Stability —1**Discount** Stable, Tannery**Special** Farms in this hex or adjacent hexes reduce Consumption by 3 instead of 2**Settlement** Productivity +1

Barns and pens that store herd animals and prepare them for nearby slaughterhouses.

**TANNERY****6 BP, 1 LOT****Kingdom** Economy +1, Stability +1**Limit** Cannot be adjacent to House, Mansion, Noble Villa, or Tenement**Settlement** Society —1

A structure that prepares hides and leather.

**TAVERN****12 BP, 1 LOT****Kingdom** Economy +1, Loyalty +1**Limit** Adjacent to 1 House or Mansion**Settlement** Corruption +1

An eating or drinking establishment.

**TEMPLE****32 BP, 2 LOTS****Kingdom** Loyalty +2, Stability +2, Unrest —2**Discount** Graveyard, Monument, Shrine**Upgrade From** Shrine**Magic Items** 2 common or uncommon items

A large place of worship dedicated to a deity.

**TENEMENT****1 BP, 1 LOT****Kingdom** Unrest +2**Upgrade To** House**Special** Counts as House for buildings that must be adjacent to a House

A staggering number of low-rent housing units.

**THEATER****24 BP, 2 LOTS****Kingdom** Economy +2, Stability +2**Discount** Brothel, Exotic Artisan, Inn, Park, Tavern**Upgrade To** Arena

A venue for entertainments such as plays, operas, and concerts.

**TOWN HALL****22 BP, 2 LOTS****Kingdom** Economy +1, Loyalty +1, Stability +1**Discount** Barracks, Cistern, Dump, Jail, Watchtower**Settlement** Law +1

A public venue for town meetings, repository for town records, and offices for minor bureaucrats.

**TRADE SHOP****10 BP, 1 LOT****Kingdom** Economy +1, Stability +1**Limit** Adjacent to 1 House**Upgrade To** Guildhall**Settlement** Productivity +1

A shop front for a tradesperson, such as a baker, butcher, candle maker, cobbler, rope maker, or wainwright.

**UNIVERSITY****78 BP, 4 LOTS****Kingdom** Economy +3, Loyalty +3; Fame +1**Discount** Academy, Bardic College, Library, Magical Academy, Military Academy, Museum**Upgrade From** Academy**Magic Items** 4 common scrolls, 2 uncommon scrolls or wondrous items**Settlement** Lore +4, Society +3; increase Lore bonus by 4 for questions relating to one topic, such as arcana or nature

An institution of higher learning, focusing mainly on mundane subjects but dabbling in magical theory.

**WATCHTOWER****12 BP, 1 LOT****Kingdom** Stability +1, Unrest —1**Special** Defense +2

A tall structure that serves as a guard post.

**WATERGATE****2 BP****Special** Shares City Wall

A gate in a City Wall that allows water (such as a river, Aqueduct, or Waterway) to enter the settlement. A Watergate has underwater defenses to block unwanted access. If you construct a Watergate when you construct a City Wall, the Watergate does not count toward the limit of the number of buildings you can construct per turn.

**WATERFRONT****90 BP, 4 LOTS****Kingdom** Economy +4**Discount** Black Market, Guildhall, Market, Pier**Limit** Adjacent to water district border, 1 per settlement**Upgrade From** Pier**Special** Halves Loyalty penalty for Taxation edicts**Magic Items** 3 common items, 2 uncommon items, 1 rare item**Settlement** Productivity +2

A port for waterborne arrival and departure, with facilities for shipping and shipbuilding.

**WATERWAY****3 BP, 1—2 LOTS****Special** Counts as water district border for adjacent buildings

A river or canal occupying part of the District Grid. At the GM's option, a natural Waterway may already exist on the grid, requiring no action or BP to build. If you construct a City Wall that touches or crosses the Waterway, you must also build Watergates on the same turn.



## EVENTS

Listed below are unusual events that can happen during a kingdom's Event phase. Most events occur immediately and are instantaneous or terminate at the end of the Event phase.

Some events impact the whole kingdom, while others are centered on a specific settlement or hex. Roll on Table 10: Event Type and Danger Level to determine the type of event and whether it is beneficial or harmful. Then roll on the appropriate beneficial or dangerous settlement or kingdom event table. If this results in an invalid event (such as a pilgrimage when there are no Cathedrals, Shrines, or Temples in the kingdom), roll again.

**Continuous Events:** A continuous event's effects continue each turn during the Event phase until you resolve the event (as explained in the event description, usually by succeeding at a kingdom check).

**Localized Events:** Some events are listed as "settlement" or "hex." The effect of these events are localized to a single settlement or hex. Randomly select a settlement or hex for the location of that event. Some events (such as a feud) could be confined to a settlement or start in one settlement and spread to affect the entire kingdom, depending on whether they're rolled on one of the Kingdom Events tables or one of the Settlement Events tables.

**Settlement Modifiers:** Some events adjust settlement modifiers (Crime, Lore, etc.). If an event is localized to 1 settlement, its settlement modifier adjustments apply

only to that settlement; if it's localized to a hex, it affects only settlements in that hex. If the GM is using settlement modifiers for the entire kingdom (see **Expanding Settlement Modifiers**) and the event is not localized, its adjustments apply to the final modifier for the entire kingdom. For example, the new subjects event increases Society and Stability for the entire kingdom by 1.

**Hiring Adventurers:** Once per Event phase, you can hire NPC adventurers to help deal with an event, gaining a bonus on one Economy, Loyalty, or Stability check made as part of that event. Adventurers of levels 1–2 grant a +2 bonus on the check and cost 4 BP; adventurers of levels 3–5 grant a +5 bonus on the check and cost 8 BP; adventurers of level 6+ (but never higher than your APL) grant a +10 bonus on the check and cost 16 BP.

**TABLE 10: EVENT TYPE AND DANGER LEVEL**

D%	EVENT
01—02	Natural blessing and roll again <sup>1</sup>
03—04	Good weather and roll again <sup>1</sup>
05—25	Beneficial kingdom event (see below)
26—50	Dangerous kingdom event (see below)
51—75	Beneficial settlement event (see below)
76—96	Dangerous settlement event (see below)
97	Bandit activity and roll again <sup>2</sup>
98	Squatters and roll again <sup>2</sup>
99	Monster attack and roll again <sup>2</sup>
100	Vandals and roll again <sup>2</sup>

<sup>1</sup> If the reroll indicates the same event, ignore the duplicate event and do not reroll again.

<sup>2</sup> If the reroll indicates the same event, the second event occurs elsewhere in the kingdom.

**TABLE 11: BENEFICIAL KINGDOM EVENTS**

D%	EVENT
01—07	Archaeological find
08—12	Diplomatic overture
13—20	Discovery
21—31	Economic boom
32—39	Festive invitation
40—53	Food surplus
54—66	Good weather
67—75	Land rush
76—85	Natural blessing
86—90	New subjects
91—100	Political calm





**TABLE 12: DANGEROUS KINGDOM EVENTS**

D%	EVENT
01—05	Assassination attempt
06—18	Bandit activity
19—28	Feud
29—41	Food shortage
42—51	Improvement demand
52—59	Inquisition
60—64	Large disaster
65—76	Monster attack
77—84	Plague
85—92	Public scandal
93—100	Smugglers

**TABLE 13: BENEFICIAL SETTLEMENT EVENTS**

D%	EVENT
01—14	Boomtown
15—26	Discovery
27—40	Justice prevails
41—46	Noblesse oblige
47—58	Outstanding success
59—66	Pilgrimage
67—72	Remarkable treasure
73—81	Unexpected find
82—93	Visiting celebrity
94—100	Wealthy immigrant

**TABLE 14: DANGEROUS SETTLEMENT EVENTS**

D%	EVENT
01—10	Building demand
11—17	Crop failure
18—25	Cult activity
26—33	Drug den
34—41	Feud
42—49	Inquisition
50—54	Localized disaster
55—61	Monster attack
62—66	Plague
67—74	Sensational crime
75—80	Slavers
81—90	Squatters
91—100	Vandals

**Archaeological Find:** A well-preserved ruin is found in your kingdom, with historical artifacts connected to the people who lived in your land long ago. *Effect:* Lore +1. If you have a Museum, the discoverers donate 10,000 gp worth of historical artifacts to its collection (if you have multiple Museums, choose one as the recipient).

**Assassination Attempt:** One of your leaders (determined randomly) is the target of an assassination attempt. If the target is a PC, the GM should run the attempt as an encounter, using an assassin of a CR equal to the targeted PC's level. If the target is an NPC, you must succeed at a Stability check to prevent the assassination. If the assassination occurs, Unrest increases by 1d6 and the kingdom immediately incurs the penalties for not having a leader in that role.

**Bandit Activity:** Bandits are preying upon those who travel through your kingdom. Attempt a Stability check. If you succeed, your kingdom's defenses stop the bandits before they cause any harm. If you fail, the bandits reduce your kingdom's Treasury by 1d6 BP (each time you roll a 6, add the result to the total and roll again).

**Boomtown (Settlement):** Randomly select one settlement. Commerce booms among that settlement. Until the next Event phase, Economy increases by the number of buildings in the settlement that grant an Economy bonus, and Corruption increases by 1d4 in that settlement.

**Building Demand (Settlement, Continuous):** The citizens demand a particular building be built (01—75) or demolished (76—100). Select the building type randomly from those available for the settlement. If the demand is not met by the next Event phase, Unrest increases by 1. Alternatively, you can suppress the citizens' demands and negate the event by succeeding at a Loyalty check, but this reduces Loyalty by 2.

**Crop Failure (Settlement):** Pests, blight, and weather ruin the harvest in the settlement's hex and all adjacent hexes. Attempt two Stability checks. If both succeed, the problem is fixed before your kingdom takes any penalties from the event. If only one succeeds, affected farms reduce Consumption by 1 (instead of the normal reduction) in the next Upkeep phase. If neither succeeds, affected farms do not reduce Consumption at all in the next Upkeep phase.

**Cult Activity (Settlement, Continuous):** A religious cult of an alignment opposed to the kingdom's alignment begins kidnapping, converting, or even publicly sacrificing citizens. Attempt a Loyalty check and a Stability check. If both succeed, the cult is disbanded before your kingdom takes any penalties from the event. For each of these checks you fail, Unrest increases by 1 and Productivity, Society, and Stability decrease by 1. If both checks fail, the event continues in the next Event phase.

**Diplomatic Overture:** A nearby kingdom sends an ambassador to you to negotiate an embassy (01—60), treaty (61—90), or alliance (91—100), as if using a diplomatic edict (see *Optional Kingdom Rules: Edicts*). If the GM doesn't have an appropriate kingdom in mind when this event occurs, determine the kingdom's alignment randomly; it may be hostile or friendly. The ambassador bears 1d4 BP worth of gifts for your kingdom.



**Discovery (Settlement):** Scholars unearth a bit of ancient lore or devise important new research of their own. Fame increases by 1 and Lore increases by 1d4.

**Drug Den (Settlement, Continuous):** One of your Houses or Tenements becomes a hive of illicit drug trade. Attempt a Loyalty check and a Stability check, with a penalty equal to the number of Brothels, Tenements, Waterfronts, and lots with squatters in the settlement. If you succeed at both checks, you eliminate the drug den before your kingdom takes any penalties from the event. If you fail at one check, Crime and Unrest increase by 1. If you fail at both checks, Crime and Unrest increase by 1; Economy, Loyalty, and Stability decrease by 1; and on the next Event phase, a second drug den event occurs in the same settlement (01—50) or the nearest settlement (51—100).

**Economic Boom:** Trade is booming in your kingdom! Your Treasury increases by 1d6 BP (each time you roll a 6, add the result to the total and roll again).

**Festive Invitation:** Your kingdom's leaders are invited to a festival in a neighboring kingdom. If you attend and bring 1d4 BP worth of gifts, for 1 year Society increases by 1, Fame increases by 1 for any check relating to that kingdom, and you gain a +2 bonus on edict checks relating to that kingdom.



**Feud (Settlement, Continuous):** Nobles (or other influential rival groups) are bickering. Attempt a Loyalty check. If you succeed, you end the event but Unrest increases by 1. If you fail, Corruption increases by 1, Unrest increases by 1d6, and the event is continuous.

**Food Shortage:** Spoilage, treachery, or bad luck has caused a food shortage this turn. Attempt a Stability check. If you succeed, Consumption in the next Upkeep phase increases by 50%. If you fail, Consumption in the next Upkeep phase increases by 100%.

**Food Surplus:** Farmers produce an unexpected windfall! In the next Upkeep phase, the kingdom's Consumption is halved (but returns to normal on the next turn).

**Good Weather:** Good weather raises spirits and productivity. Economy, Loyalty, and Productivity increase by 2 until the next Event phase.

**Improvement Demand (hex):** This event is identical to the building demand event, but the citizens want the construction or destruction of a terrain improvement in the hex.

**Inquisition (settlement, continuous):** Zealots mobilize public opinion against a particular race, religion, kingdom, behavior, or kingdom leader. Attempt a Loyalty check. If you fail, the zealots run rampant; Infamy and Law increase by 1 and Lore, Loyalty, Productivity, and Stability decrease by 2. If you succeed, the zealots are somewhat suppressed; Lore, Loyalty, Productivity, and Stability decrease by 1. Two successful checks in a row end the event (if a check ends the event, no penalties from it occur that turn).

**Justice Prevails (settlement):** Authorities shut down a major criminal operation or thwart a plot against the settlement. Law and Loyalty increase by 1 and Crime and Unrest decreases by 1.

**Land Rush:** Overeager settlers claim an unclaimed hex and construct a Farm, Mine, Quarry, or Sawmill at their own expense, but are fighting over ownership. This hex is not part of your kingdom, so you gain no benefits from it. Productivity, Society, and Stability decrease by 1. Attempt a Loyalty check. If you succeed, Unrest increases by 1. If you fail, Unrest increases by 1d4. If you construct an identical improvement in an adjacent hex during your next Edict phase, remove this event's changes to Productivity, Society, and Stability.

**Large Disaster (Hex):** A fire, storm, earthquake, flood, massive sabotage, or other disaster strikes! Roll 1d6; on a result of 1—5, the disaster threatens only 1 improved hex. On a result of 6, the disaster is widespread and threatens 1d6 additional improved hexes adjacent to the target hex. Attempt a Stability check for each threatened hex; failure means the disaster destroys one terrain improvement in the hex and Unrest increases by 1. (This Stability check represents your kingdom's ability to prepare for or react to the disaster as well as the structure's ability to withstand damage.)





**Localized Disaster (Settlement):** A fire, a flood, a storm, an earthquake, massive sabotage, or another disaster strikes the settlement! Roll 1d6 to determine how many lots are threatened by the disaster. On a result of 6, the disaster is widespread and affects 1d6 additional adjacent lots. Attempt a Stability check for each threatened lot; failure means the disaster destroys the building in that lot and Unrest increases by 1. (This Stability check represents your kingdom's ability to prepare for or react to the disaster as well as the structure's ability to withstand damage.)

**Monster Attack (Settlement, Continuous):** A monster (or group of monsters) attacks the kingdom. The GM picks a claimed hex in the kingdom in which the monster is active. The CR of the monster encounter is equal to the party's average level + 1d4 — 1. You can personally deal with the monster (earning XP and treasure normally for your efforts) or succeed at a Stability check to eliminate it (which doesn't affect you or the kingdom's statistics). If the monster is not defeated this turn, Unrest increases by 4. If the kingdom's Unrest is 5 or higher, the monster's hex becomes unclaimed—this is in addition to losing control of hexes in the Upkeep phase because of the kingdom's high Unrest score.

**Natural Blessing:** A natural event, such as a bloom of rare and beautiful wildflowers or a good omen in the stars, raises your kingdom's morale. You gain a +4 bonus on Stability checks until the next Event phase.

**New Subjects:** A small group of indigenous intelligent creatures joins your kingdom and submits to your rule.

Society and Stability increase by 1, Unrest decreases by 1, and your Treasury increases by 1d6 BP (each time you roll a 6, add the result to the total and roll again).

**Noblesse Oblige (Settlement):** A noble family offers to construct a Monument (01—50) or Park (51—100) in your settlement at the family's own expense. The nobles pay all costs and Consumption for this purpose.

**Outstanding Success (Settlement):** One of your kingdom's citizens creates an artistic masterpiece, constructs a particularly impressive building, or otherwise brings glory to your kingdom. Fame increases by 1, your Treasury increases by 1d6 BP, and Unrest decreases by 2. You gain a +4 bonus on Economy checks until the next Event phase.

**Pilgrimage (settlement):** Randomly select one settlement with a Cathedral, Shrine, or Temple. Pious religious folk journey to your settlement, holding a religious festival in that settlement at no BP cost to you.

**Plague (Hex or Settlement, Continuous):** A deadly sickness strikes the target hex or settlement. You cannot construct terrain improvements or buildings there while plague persists. Attempt two Stability checks, each with a penalty equal to the number of Brothels, Foreign Quarters, Highways, Inns, Piers, Roads, Stables, Stockyards, Tenements, and Waterfronts in the hex, and a bonus equal to the number of Alchemists, Cathedrals, Herbalists, Hospitals, and Temples in the hex. If you succeed at both checks, the event ends, but Stability decreases by 2 and Treasury by 1d3 BP. If you fail at one check, Stability decreases by 4, Treasury decreases by 1d6 BP, and Unrest increases by 1d3.



If you fail at both, Stability decreases by 4, Treasury decreases by 1d6 BP, Unrest increases by 1d6, and in the next Event phase the plague spreads to an adjacent hex.

**Political Calm:** A sudden absence of political machinations coincides with an increase in public approval. Unrest decreases by 1d6. Until the next Event phase, you gain a +2 bonus on checks to resolve continuous events. If your kingdom has no Unrest and no continuous events, both Loyalty and Stability increase by 1. If you are using Law settlement modifiers for the kingdom (see **Expanding Settlement Modifiers**), this also increases Law by 1 for the entire kingdom.

**Public Scandal:** One of your leaders is implicated in a crime or an embarrassing situation, such as an affair with another leader's spouse. Infamy increases by 1. Attempt a Loyalty check. If you fail, Unrest increases by 2 and you take a —4 penalty on all Loyalty checks until the next Event phase.

**Remarkable Treasure (Settlement):** The settlement immediately fills one of its open magic item slots (selected randomly) with a better than normal item (uncommon if a common slot, rare if an uncommon slot, very rare if a rare slot). If the settlement doesn't have any open magic item slots, treat this event as Unexpected Find.

**Sensational Crime (Settlement, Continuous):** A serial killer, arsonist, or daring bandit plagues your kingdom. Attempt two Stability checks, adding the settlement's Law and subtracting its Crime. If you succeed at both checks, the criminal is caught before your kingdom takes any penalties from the event. If you fail at one, the criminal escapes, Unrest increases by 1, and the event is continuous. If you fail at both, the criminal makes a fool of the authorities; Law and Loyalty decrease by 1, Treasury decreases by 1d4 BP, Unrest increases by 2, and the event is continuous.

**Slavers (Settlement, Continuous):** Criminals begin kidnapping citizens and selling them into slavery. Attempt a Loyalty check and a Stability check, each with a penalty equal to the number of Brothels, Tenements, Waterfronts, and lots with squatters in the settlement. If you succeed at both checks, the slavers are caught before your kingdom takes any penalties from the event. If you fail at one of the checks, Loyalty, Stability, and Unrest decrease by 1, but the event is not continuous. If you fail at both checks, Loyalty, Stability, and Unrest decrease by 2, and the event is continuous.

**Smugglers (Continuous):** Unscrupulous merchants are subverting legitimate businesses. Attempt a Loyalty check and a Stability check, each with a penalty equal to the number of Piers, Waterfronts, and trade routes in the kingdom. If you succeed at both checks, the smugglers are stopped before your kingdom takes any penalties from the event. If you fail at one of the checks, Corruption increases by 1d2 in each settlement, Crime increases by 1 for the kingdom, Productivity for the kingdom decreases by 1d3, Treasury decreases by 1d3 BP, and the event is not continuous. If you fail at both of the checks, Corruption increases by 1d4, Crime for the kingdom increases

by 1, Productivity for the kingdom decreases by 1d6, Treasury decreases by 1d6 BP, and the event is continuous.

**Squatters (Settlement, Continuous):** An empty settlement lot is taken over by beggars, troublemakers, and people unable to find adequate work or housing; they camp there with tents, wagons, and shanties. You cannot use the lot for anything until the squatters are dispersed. Fame and Stability decrease by 1, and Unrest increases by 2. You may try to disperse the squatters with a Stability check. Success means the squatters are dispersed and the event is not continuous, but if a House or Tenement is not built in that lot on the next turn, Infamy increases by 1 and Unrest by 2. Failing the Stability check means the event is continuous, and you may not build on that lot until the event is resolved.

**Unexpected Find (Settlement):** Local citizens discover a forgotten magical item. The settlement gains one temporary uncommon (01—70) or rare (71—100) magic item slot that is automatically filled in the next Upkeep phase. This slot and the item go away if the item is purchased or in the next Event phase, whichever comes first.

**Vandals (Settlement):** Thugs and dissidents riot and destroy property. Attempt a Loyalty check and a Stability check. If you succeed at both, the vandals are stopped before your kingdom takes any penalties. If you fail at one check, Society decreases by 1 and one random building in the settlement is damaged. If you fail at both, one random building is destroyed (Unrest increases by 1 for each lot of the destroyed building), and 1d3 other random buildings are damaged. A damaged building provides no benefits until half its cost is spent repairing it.

**Visiting Celebrity (Settlement):** A celebrity from another kingdom visits one of your settlements, causing a sudden influx of other visitors and spending. Fame increases by 1 and Treasury increases by 1d6 BP (each time you roll a 6, add the result to the total and roll again).

**Wealthy Immigrant (Settlement):** A rich merchant or a noble from another land is impressed with your kingdom and asks to construct a Mansion (01—75) or Noble Villa (76—100) in the settlement at no cost to you. If you allow it, the building provides its normal benefits to your kingdom.

## OPTIONAL KINGDOM RULES

The following sections are optional rules for the kingdom-building system. These rules are modular; if the group prefers a simpler version of the kingdom rules, the GM can ignore the options and only use the standard kingdom-building rules. Many of these optional rules introduce more math into kingdom-building and use complex formulas to derive additional effects to be placed on the kingdom. The GM decides whether to use any of these optional rules in the campaign, and whether to keep or discard them if they interfere with the campaign's intended style of play.



## ABANDONED BUILDINGS

If a building requires another to be adjacent (such as how a Tavern must be adjacent to a House or Mansion), and that required building is demolished or destroyed, the GM may decide that the associated building goes out of business or otherwise shuts down 1d3 turns later because of lack of customers or support. If this occurs, you lose the building's benefit and Unrest increases by 1.

If you build a replacement for the abandoned building, on the next Upkeep phase you may attempt an Economy check to activate the abandoned building; success means the abandoned building is occupied and provides its bonuses. If you fail, you may keep trying on the next turn.

## DEITIES AND HOLY SITES

Instead of Cathedrals, Shrines, and Temples providing the same bonuses to Economy, Loyalty, and Stability regardless of that building's religious affiliation, they can instead provide a bonus to an attribute related to the alignment of the god worshiped.

A Temple increases attributes as follows: *Chaotic*: Loyalty +2; *Evil*: Economy +2; *Good*: Loyalty +2; *Lawful*: Economy +2; *Neutral*: Stability +2 (apply this twice if the god's alignment is simply Neutral, not Chaotic Neutral or Lawful Neutral). A Cathedral increases these attributes by 4 instead of 2. A Shrine increases one attribute, and only by 1; for example, a lawful good Shrine increases Economy by 1 or Loyalty by 1).

Instead of granting alignment-based bonuses, a religious building may grant bonuses based on the portfolio of its chosen god. For example, a Temple of the goddess of wine may increase Economy and Loyalty (the same attributes as a Tavern) each by 2, and a Temple of the god of greed may increase Economy and Stability (the same attributes as a Black Market) each by 2. These values replace the building's normal modifiers to Economy, Loyalty, and Stability, and should never provide bonuses greater than the building's normal bonuses (+1 for a Shrine, +4 for a Temple, +8 for a Cathedral).

## SPECIAL EDICTS

There are four types of optional special edicts: Diplomatic, Exploration, Trade, and Vassalage. Each turn in the Edict phase, after you have issued your Holiday, Improvement, Promotion, and Taxation edicts, you may issue one of these special edicts.

## DIPLOMATIC EDICTS

Diplomatic edicts are special edicts that allow you to establish an embassy, treaty, or alliance with another kingdom. You must have an official representative of your kingdom, such as an ambassador or leader, present in the other kingdom to make this edict (though the GM may allow magical communication to handle most of the edict's details and bypass this requirement). Using this edict costs 1d4 BP in travel and other expenses.

Your representative must attempt a Charisma (persuasion) check. The DC is determined using the following formula:

DC = 5 + your kingdom's Infamy + the target kingdom's special Size modifier + your kingdom's special Size modifier + alignment difference modifier + relationship modifier + the target kingdom's attitude — your kingdom's Fame — BP you spend on bribes or gifts

**Special Size Modifier:** This is equal to the kingdom's Size divided by 5.

**Alignment Difference Modifier:** This is based on how close your kingdom's alignment is to the target kingdom's alignment, according to the following table.





**TABLE 15: DIPLOMATIC ALIGNMENT DIFFERENCE MODIFIER**

ALIGNMENT DIFFERENCE*	DC MODIFIER
Same	+0
1 step	+2
2 steps	+5

\*Per alignment axis

**Relationship Modifier:** This takes into account your treaties, alliances, and conflicts with the target kingdom's allies and enemies. If you are friendly with the same kingdoms, the target is more interested in diplomacy with you. If you are friendly with the target kingdom's enemies, the target is less interested in negotiating with you. Modify the DC as follows for each third party you have in common.

**TABLE 16: DIPLOMATIC RELATIONSHIP MODIFIER**

RELATIONSHIP	DC MODIFIER
You and the target kingdom both have an alliance with a third party	Advantage on check
You have a treaty with the target kingdom's ally	-2
You and the target kingdom both have a treaty with a third party	-1
You have an embassy with the target kingdom's enemy	+1
You have a treaty with the target kingdom's enemy	+2
You have an alliance with the target kingdom's enemy	Disadvantage on check

**Attitude:** The target kingdom's initial attitude toward you is indifferent, though the GM may modify this based on alignment differences, your shared history, culture, warfare, espionage, racial tensions, and other factors in the campaign world. These factors may also influence the Charisma (persuasion) DC for using this edict (generally increasing the DC by 2 for every factor the GM determines is relevant). The GM may also simply decide to apply advantage or disadvantage to the check based on the target kingdom's attitude.

The act of making this Charisma (persuasion) check takes place over several days, with the emissary socializing with representatives of the target kingdom, discussing common interests and the benefits and goals of entering a diplomatic agreement with your kingdom. Because this check is not a singular event, abilities and spells that modify a single roll have no effect on this check unless they last at least 24 hours.

## TYPE OF DIPLOMATIC RELATIONSHIPS

You use Diplomatic edicts to establish an embassy, treaty, or alliance; each is a closer relation than the previous one.

**Embassy:** You attempt to establish mutual recognition of authority and territory with the target kingdom, represented by granting dominion over embassies in each other's settlements. Attempt a Charisma (persuasion) check using the Diplomatic edict DC. If the Charisma (persuasion) check fails, the other kingdom rejects your diplomatic efforts and you cannot attempt to establish an embassy with it again for 1 year; if the check fails by 5 or more, your kingdom's Fame decreases by 1 and the other kingdom's attitude toward your kingdom worsens by 1 step.

If you succeed at the Charisma (persuasion) check, you create an embassy agreement with the target kingdom; if you succeed at the check by 5 or more, the target kingdom's attitude toward your kingdom improves by 1 step and your kingdom's Fame increases by 1. You may purchase or build a Mansion or Noble Villa in one of the other kingdom's settlements to use as an embassy (if so, your ambassador uses it as a residence). The target kingdom's leaders may do the same in one of your settlements. Your embassy is considered your territory (and vice versa). Your embassy grants your kingdom the normal bonuses for a building of its type (they apply to your kingdom's totals but not to any specific settlement in your kingdom) and increases Consumption by 1, Economy by 2, and Society by 2. If the target kingdom builds an embassy in one of your settlements, that kingdom gains these bonuses.

If you founded your kingdom with the support of a wealthy sponsor from another kingdom, your kingdom automatically has an embassy agreement with your sponsor's, and you can use Diplomatic edicts to establish a treaty or an alliance.

Alternatively, your envoy may attempt to threaten rather than befriend the other kingdom. In this case, your envoy attempts a Charisma (intimidation) check, applying your kingdom's Infamy as a bonus. You also gain a +1 bonus for every active army your kingdom has. This check's DC is the same as the Diplomatic edict DC above, except your Fame and Infamy do not modify it. You may spend BP on bribes or gifts to modify the DC. Your Infamy increases by 1 whether you succeed or fail at the check. If you succeed at the check, you create an embassy agreement with the target kingdom. If you fail, the target kingdom's attitude toward you worsens by 1 step, Infamy increases by an additional 1 and you cannot make this threat again for 1 year. If it fails by 5 or more, the kingdom's attitude toward you worsens by 2 steps and Infamy increases by an additional 1; if the kingdom's attitude becomes or is already hostile, it declares war on you.

An embassy is considered a permanent agreement. Replacing your ambassador does not affect the edict or the embassy. If you want to close your embassy and break the embassy agreement, attempt a Loyalty check. Success means you close the embassy. Failure means your citizens reject the idea of severing ties with the other kingdom and continue to staff the embassy; you may try again next turn.



If you attack a kingdom with which you have an embassy, attempt a Loyalty check. If you succeed, your Infamy increases by 1. If you fail, Infamy and Unrest both increase by 1.

**Treaty:** If you have an embassy agreement with another kingdom, you can approach that kingdom's leaders to establish a treaty that formalizes your economic and social cooperation and understanding. Doing so requires a new Diplomatic edict and requires your envoy to attempt three Charisma (persuasion) checks using the Diplomatic edict DC. These checks must be attempted in order (as an extreme success or failure can change the target kingdom's attitude and the difficulty of the later checks). If two or more of the checks fail, the attempt to create a treaty fails; your kingdom's Fame decreases by 1 and you cannot attempt to establish a treaty with the other kingdom for 1 year.

If two or more of the checks succeed, your envoy and one of the target kingdom's leaders (typically the Ruler or Grand Diplomat) attempt opposed checks with the following skills, rerolling ties: Charisma (bluff or persuasion), Intelligence, and Wisdom (insight). Either or both parties may substitute Charisma (intimidation) for Charisma (persuasion) (even if this means one party is making a persuasion check opposed by the other's intimidation check). As with Diplomatic edicts, abilities or spells that modify skill checks do not apply unless they last at least 24 hours. Whichever party wins most of these opposed checks has the advantage in the negotiations and decides whether the treaty is balanced or unbalanced.

For a balanced treaty, increase each kingdom's Economy by 10% of the other country's Economy. The Fame of the party with the advantage in the negotiations by 1.

For an unbalanced treaty, the advantaged kingdom's Economy increases by 15% of the disadvantaged kingdom's Economy, and the disadvantaged kingdom's Economy increases by 5% of the advantaged kingdom's Economy. The advantaged kingdom's Infamy increases by 1. You may use a Diplomatic edict to change an unbalanced treaty in your favor to a balanced treaty; doing so does not require a check.

If one kingdom is an NPC kingdom and the GM doesn't want to calculate its exact Economy modifier, estimate its Economy as  $2d6 + \text{its Size}$ .

A treaty is considered a permanent agreement. If you want to renegotiate it, attempt a Loyalty check. If you succeed, your envoy and one of the target kingdom's leaders attempt opposed checks as described for embassies above (this doesn't guarantee you end up with a more favorable treaty). If you fail, the existing treaty remains in effect and your Unrest increases by 1.

If you withdraw from the treaty, attempt a Loyalty check. Success means Unrest increases by 1; failure means Unrest increases by 2.

If you attack a kingdom with which you have a treaty, attempt a Loyalty check. If you succeed, Infamy and Unrest increase by 1d2 each. If you fail, Infamy and Unrest increase by 1d4 each.

**Alliance:** If you have a treaty with another kingdom, you can use a Diplomatic edict to form an alliance—a military agreement of mutual defense and support. This works like the negotiations for a treaty, except it requires six Charisma (persuasion or intimidation) checks. Four of these must succeed for the alliance to form.

If successful, negotiations proceed as for a treaty, with three opposed Charisma (persuasion or intimidation) checks to determine who has the advantage in negotiations. The party with the advantage may decide whether the alliance is balanced or unbalanced, but the bonuses apply to each kingdom's Stability instead of Economy.

Kingdoms in an alliance can move their armies through each others' territories and station them in each others' territories or in unoccupied Forts and Watchtowers, though not inside allied settlements. If an allied kingdom stations an army inside your territory, you must succeed at a Loyalty check or gain 1d2 Unrest; this does not apply if your kingdom has been attacked and you have requested aid from the ally.

If you are attacked by another kingdom, you can call for aid from your allies. Failure to send aid increases an ally's Infamy by 1d4; the precise nature and amount of aid sent is at the discretion of the rulers of each kingdom, and the GM decides whether this Infamy increase happens.

If you attack a kingdom with which you have an alliance, attempt a Loyalty check. If you succeed, Infamy and Unrest increase by 1d4 each. If you fail, Infamy and Unrest increase by 2d4 each. An attacked ally may end an alliance, treaty, or embassy agreement with the aggressor without penalty.

## RELATIONSHIPS WITH MULTIPLE KINGDOMS

A kingdom may have embassies with any number of kingdoms. For each treaty or alliance after the first, the bonus to Economy or Stability is reduced by 1 (minimum +0).

## EXPLORATION EDICTS

Exploration edicts are special edicts that allow you to commission explorers to map unclaimed hexes and prepare them for your kingdom. You may choose to accompany the explorers or let them explore on their own.

When commissioning an expedition, you must determine the length of time and plan the route in advance. Financing explorers costs 1d4 BP per month of the expedition, paid in advance. The explorers start at your capital, and spend the agreed-on time traveling to, exploring, and mapping unclaimed hexes. At the end of the contracted period, they return to your capital. See **Terrain and Terrain Improvements** table for travel and exploration times. Each expedition requires a separate Exploration edict.

Explorers note obvious terrain features and resources on the first day in a hex. Each day spent in the hex allows Intelligence (nature) and/or Wisdom (survival) checks to locate hidden landmarks, lairs, or resources, with a DC ranging from 10 for things that are relatively easy to find or well known in local lore to DC 25 for those that are well hidden or generally unknown.





Explorers have the same chances for random encounters and other dangers that you would if you traveled through or explored the hex yourself. If you are not traveling with the explorers and they have a hostile encounter, you may have the expedition attempt a Dexterity (stealth) check (DC 12 + the encounter's CR), using the worst modifier among the expedition members. If the check fails, you may attempt a Stability check (DC = Control DC + twice the encounter's CR). If you succeed at the Stability check, the explorers escape and survive but are temporarily scattered and make no more progress that month. If you fail the Stability check, the explorers are killed; Unrest increases by 1, and the remainder of your BP investment in the expedition is lost.

## TRADE EDICTS

Trade edicts are special edicts that allow you to create a trade route with another kingdom, increasing the BP you gain every month, as well as possibly increasing your Fame and other kingdom statistics.

To plan a trade route, select another kingdom as your trade partner and determine the distance in hexes from a settlement in your kingdom to a settlement in the target kingdom, tracing the path of the trade route rather than a direct line. A trade route can pass through grassland, desert, or any terrain that has a road or highway. If your settlement contains a Pier, the trade route can pass along rivers and coastal hexes. If your settlement contains a Waterfront, your trade route can pass through water hexes.

Longer trade routes are harder to maintain than short ones. To determine the effective length of your trade route, hexes with roads or rivers count normally. Grassland and desert hexes count double. Water hexes and hexes with highways count as half. This total distance is the Trade Route Length (TRL). Divide the Trade Route Length by 10 to get the Route Modifier (RM). Subtract the TRL from your kingdom's Size to get the Length Modifier (LM), with a minimum LM of 0.

Establishing a trade route takes 1 hex per day along Roads and Rivers (upstream), 2 along coastlines, and 4 along water or Rivers (downstream). If the journey requires 1 turn or more, you gain no benefits from it until the turn the traders arrive at their destination.

You must invest at least 5 BP into the initial trade expedition using this trade route. The first time your traders reach the destination settlement, attempt an Economy check, a Loyalty check, and a Stability check. Determine the DC as follows:

$$\text{DC} = \text{Control DC} + \text{your settlement's Corruption} + \text{the RM} + \text{the LM} - \text{your settlement's Productivity}$$

If all three checks fail, the trade route is a total loss; Fame decreases by 1 and Unrest increases by 1. If one check succeeds, the expedition fails to reach its destination but sells its goods elsewhere for 1d4 BP per every 5 BP invested.

If two checks succeed, the trade route is established; Economy increases by 1 and Treasury increases by the RM + 2d4 BP per 5 BP invested in the initial trade expedition. For example, if you invested 5 BP in a trade route with an RM of 2, Treasury increases by 2 + 2d4 BP.



If all three checks succeed, the trade route is established and is a great success; Economy increases by 2, Fame increases by 1, and Treasury increases by the  $RM + 2d4$  BP per 5 BP invested in the initial trade expedition.

An established trade route provides its benefits for 1 year.

A kingdom can have one of each of the following types of trade route. Each type requires certain buildings in your settlement, and each increases the Economy bonus from a successful trade route.

**Food:** If your kingdom has surplus production from farms and fisheries that reduces its Consumption to below 0, you may export food. A successful food trade route increases Economy by 1 for every 10 Farms and Fisheries in the kingdom; this benefit is lost in any month that Farms and Fisheries do not reduce Consumption below 0. You must have at least 1 Granary and 1 Stockyard in your settlement.

**Goods:** The trade route transports goods such as weapons and textiles. Count all Guildhalls, Smithies, Shops, Trade Shops, and Tanneries in the starting settlement and divide by 10; a successful goods trade route increases Economy by this amount. You must have at least 1 Guildhall in your settlement.

**Luxuries:** This trade route carries exotic goods such as art, musical instruments, books, spices, dyes, and magic items. Count all Alchemists, Caster's Towers, Exotic Artisans, Herbalists, Luxury Stores, and Magic Shops in the starting settlement and divide by 10; a successful luxuries trade route increases Economy by that amount. You must have at least 1 Luxury Store in your settlement.

**Raw Materials:** This trade route carries common raw materials such as lumber, stone, ore, or metal. A successful raw materials trade route increases Economy by 1 for every 10 Mines, Quarries, and Sawmills in the kingdom. You must have at least 1 Foundry in the starting settlement to count Mines.

## VASSALAGE EDICTS

Vassalage edicts are special edicts that allow you to cede a portion of your lands (or unclaimed lands you deem yours to take) to a subordinate leader, sponsoring that leader's rulership in exchange for fealty. You can also use a Vassalage edict to found a colony beholden to your kingdom. You may also use a Vassalage edict to subjugate an existing kingdom you have conquered without having to absorb the entire kingdom hex by hex. When you issue a Vassalage edict, you must select a person to take the Viceroy leadership role.

Issuing a Vassalage edict requires you to spend 1d4 BP and give additional BP to the Viceroy as a starting Treasury for the vassal kingdom (just as a wealthy sponsor may have granted to your initial Treasury). You may give up to 1/4 of your kingdom's Treasury to your new vassal as a grant to help found the kingdom.

When you issue a Vassalage edict, you are creating a new kingdom or attaching an existing kingdom to your own. Your vassal functions in most respects as a separate entity with its own kingdom scores. You decide how it is governed; you may give its leaders full autonomy, or give occasional suggestions or commands about buildings and improvements, or control it directly by giving orders to the Viceroy.

**New Vassal or Colony:** When you issue a Vassalage edict to create a new colony or kingdom, you may immediately establish an embassy, treaty, or alliance (your choice) with your new vassal (see Diplomatic edicts). You may decide that the treaty and alliance are balanced or unbalanced. These decisions are automatically successful and do not require rolls.

**Subjugation:** When you issue this edict to subjugate another kingdom, you may immediately establish an embassy, but you must follow the normal rules if you wish to establish a treaty or alliance. If you spend BP on bribes or gifts to reduce the DC and you succeed at forming the treaty or alliance, you may count half of this amount as going toward new improvements or buildings built in the vassal kingdom that turn.

The starting attitude of the vassal kingdom is based on alignment compatibility (as per Diplomatic edicts) and modified by the circumstances under which you deposed the prior leadership per GM discretion—for example, improving if you removed a hated tyrant or worsening if you unseated a popular ruler.





Subjugation may cause friction between your established citizens and the newly conquered. You must attempt a Loyalty check each turn (when you issue the edict, and on future turns during the Upkeep phase), increasing the DC by the subjugated kingdom's Size divided by 5. Failure means Unrest increases by 1d4. If you succeed at this check three turns in a row, you establish a peaceful equilibrium and no longer need to attempt these checks.

**Vacancy Penalty:** If the vassal kingdom takes a vacancy penalty for not having a Viceroy or a Viceroy not doing his duties, that kingdom also takes the Ruler vacancy penalty. A Consort or Heir from your kingdom may mitigate this penalty if she is touring the vassal state; however, she cannot also mitigate the Ruler vacancy penalty in your kingdom.

## EXPANDING SETTLEMENT MODIFIERS

As explained in the Buildings section, the Settlement entry for a building lists modifiers that affect skill checks in the settlement. If the GM wants these modifiers to influence the kingdom as a whole, add up the Settlement modifiers for all settlements in your kingdom, divide them by 10, and apply the following adjustments according to your kingdom's alignment: *Chaotic*: +1 Crime; *Evil*: +1 Corruption; *Good*: +1 Society; *Lawful*: +1 Law; *Neutral*: +1 Lore (apply this twice if the kingdom's alignment is simply Neutral, not Chaotic Neutral or Lawful Neutral). Use these total modifiers everywhere in your kingdom. If a settlement has its own settlement modifier, use the higher of the two modifiers for rolls relating to that settlement.

## FAME AND INFAMY

Kingdoms gain notoriety for the actions of their leaders and citizens, as well as for constructing certain types of buildings. This leads to the development of Fame or Infamy. Fame represents a positive perception of a kingdom—it's seen as a place of culture, learning, peace, and honor—as well as reflecting its measure of success in diplomacy, trade, and battle. Infamy represents a negative perception of a kingdom—it's perceived as treacherous, corrupt, prejudiced, ruthlessly warmongering, and villainous.

As a kingdom grows, it can gain and lose both Fame and Infamy, but these are not opposite statistics—an increase in Fame does not mean an equal decrease in Infamy. For example, a kingdom may be famous for culture and learning as well as infamous for treachery and corruption.

**Starting Values:** When you found a kingdom, it starts with Fame 1 or Infamy 1 (Ruler's choice). The other value starts at 0. Fame and Infamy cannot go below 0. Certain buildings (such as Arenas and Castles) increase Fame. Some events (such as Squatters or Visiting Celebrity) can increase or reduce Fame or Infamy.

**Settlement Modifiers:** Add all the Lore and Society modifiers from all your settlements and divide by 10; add this amount to your Fame. Add all the Corruption and Crime modifiers from all your settlements and divide by 10; add this amount to your Infamy.

**Size Increases:** When your kingdom's Size increases to 11, 26, 51, 101, and 201, Fame or Infamy (Ruler's choice) increases by 1.

**Using Fame and Infamy:** Fame and Infamy affect skill checks relating to other kingdoms. For every 10 points of your kingdom's Fame, your citizens gain a +1 bonus on Charisma (persuasion) checks to influence government officials of other kingdoms. For every 10 points of your kingdom's Infamy, your citizens gain a +1 bonus on Charisma (intimidation) checks to influence government officials of other kingdoms.

## FORMS OF GOVERNMENT

The kingdom-building rules presume your government is a feudal monarchy; the leaders are appointed for life (either by themselves or an outside agency such as a nearby monarch), and pass their titles to their heirs. The form of government you choose can help establish the flavor and feel of the kingdom and also adjust its settlements' modifiers. You may choose one of the following as the kingdom's government.

**Autocracy:** A single person rules the kingdom by popular acclaim. This person may be elected by the people, a popular hero asked to lead, or even a hereditary monarch who rules with a light hand. *Modifiers:* None.

**Magocracy:** An individual or group with potent magical power leads the kingdom and promotes the spread of magical and mundane knowledge and education. Those with magical abilities often enjoy favored status in the kingdom. *Modifiers:* Lore +2, Productivity —1, Society —1.

**Oligarchy:** A group of councilors, guild masters, aristocrats, and other wealthy and powerful individuals meet in council to lead the kingdom and direct its policies. *Modifiers:* Corruption +1, Law —1, Lore —1, Society +1.

**Overlord:** The kingdom's ruler is a single individual who either seized control or inherited command of the settlement and maintains a tight grasp on power. *Modifiers:* Corruption +1, Crime —1, Law +1, Society —1.

**Republic:** The kingdom is ruled by a parliament of elected or appointed officials who represent the various geographic areas and cultural constituents of the kingdom, making decisions for the whole through voting, bureaucratic procedures, and coalition-building. *Modifiers:* Crime —1, Law —1, Productivity +1, Society +1.

**Secret Syndicate:** An unofficial or illegal group like a thieves' guild rules the kingdom—the group may use a puppet leader to maintain secrecy, but the group pulls



the strings. *Modifiers:* Corruption +1, Crime +1, Law —3, Productivity +1.

**Theocracy:** The kingdom is ruled by the leader of its most popular religion, and the ideas and members of that religion often enjoy favored status in government and the kingdom. *Modifiers:* Corruption —1, Law +1, Lore +1, Society —1.

## INDEPENDENCE AND UNIFICATION

Sometimes, breaking a kingdom into multiple pieces or joining with another kingdom is the best option for long-term survival.

### DECLARING INDEPENDENCE

Though many kingdoms break apart due to military, racial, or religious conflicts, you can divide up your kingdom amiably if all leaders agree. During the Event phase, follow these steps.

**Step 1:** Decide how many kingdoms you'll make out of the old one.

**Step 2:** Split up the kingdom. Determine which hexes belong to each daughter kingdom. Divide the treasury in a fair manner (such as proportionate to population or Size), and divide any other mobile assets (such as armies).

**Step 3:** Determine how much Unrest in the parent kingdom does not result from leadership and building modifiers. Divide this by the number of daughter kingdoms being made from the parent kingdom (minimum 1 Unrest).

**Step 4:** Each daughter kingdom should follow the steps for founding a kingdom. Treat leaders moving from the parent kingdom to a daughter kingdom as abdicating their posts in the parent kingdom. Loyalty increases by 1 for each daughter kingdom for the next 6 months. Add the Unrest from Step 3 to the Unrest for the daughter kingdoms.

The GM may influence any of these steps as appropriate to the situation, such as by giving one kingdom an Economy penalty and a Loyalty bonus, or dividing the Unrest in Step 4 unequally between the kingdoms.

If independence occurs as a result of creating a secondary territory by losing control of a connecting hex, the additional Unrest penalty from having a kingdom leader act as the Ruler ends.

**Independence and Diplomatic Edicts:** If you're using Diplomatic edicts, you may wish to use such an edict to declare independence. Treat this act as a Diplomatic edict to form an alliance, but the sponsor's initial attitude toward your kingdom is 2 steps worse. If successful, the negotiation emancipates your kingdom and ends any treaty or alliance with your former patron; you retain an embassy with that kingdom and can try to negotiate a new treaty or alliance. If the negotiation fails, it worsens the patron's attitude by 1 additional step. If this changes the patron's attitude to hostile, it leads to war against your rebellious kingdom.

The paragraph above describes an optimal, peaceful situation where part of the kingdom wants to split away from the rest or the rulers want to divide the kingdom into smaller

kingdoms. Splitting a country because of invasion, revolution, or a similar conflict usually involves unique circumstances and is beyond the scope of these rules; the GM should use the above steps as guidelines for when the kingdom leaders reach an agreement with others about how to split the kingdom.



### FORMING A UNION

Just as a kingdom can divide into separate pieces, kingdoms may want to unite to become a more powerful political entity. If the leaders in each kingdom agree to the union, the process is relatively smooth. During the Event phase, follow these steps.

First, combine the Treasuries and any other mobile assets (such as armies) of the kingdoms. Next, determine how much Unrest in each kingdom is not from leadership and building modifiers. Average these numbers together (minimum 1 Unrest).

Then follow the steps for founding a kingdom. Treat leaders who change roles as changing roles within the same kingdom.

Once you've got your new, combined kingdom, add the Unrest from earlier to the Unrest for the new kingdom.

The GM may influence any of these steps as appropriate to the situation, such as giving hexes in the smaller kingdom a temporary Loyalty penalty for 1 year, or giving the entire kingdom a 1d4—2 Stability modifier each turn for 6 months.



## LEADERSHIP ROLE SKILLS

Each leadership role provides bonuses to kingdom statistics based on one of the leader's ability scores. The GM may want to allow a leader's proficiency in a relevant skill (such as Charisma (persuasion)) to also affect the kingdom statistics. If the leader is proficient in the skill, the leader may increase the leadership modifier by 1. GMs may also decide that an appropriate background grants an additional +1 increase to the leadership modifier.

The relevant skills for each leadership role are as follows.

**Ambassador:** Charisma (persuasion)

**Consort:** Charisma (performance)

**Councilor:** Wisdom (insight)

**General:** Wisdom (insight)

**Grand Diplomat:** Charisma (persuasion)

**Heir:** Charisma (persuasion)

**High Priest:** Intelligence (religion)

**Magister:** Intelligence (arcana)

**Marshal:** Wisdom (survival)

**Royal Enforcer:** Charisma (intimidation)

**Ruler:** Charisma (persuasion or intimidation)

**Spymaster:** Wisdom (insight)

**Treasurer:** Intelligence (investigation)

**Viceroy:** Intelligence (history)

**Warden:** Wisdom (insight)

## SETTLEMENT SIZES

The GM may want to adjust settlement modifiers based on the kingdom's Size and how that corresponds to the standard settlement size categories in the settlement rules.

**TABLE 17: SETTLEMENT SIZES AND MODIFIERS**

LOTS	CATEGORY	MODIFIERS	DANGERS
1	Village	-2	-10
2—8	Small Town	-1	-5
9—20	Large Town	0	0
21—40	Small City	+1	+5
41—100	Large City	+1*	+5*
101+	Metropolis	+1*	+5*

\*Per district

**Modifiers:** Add the listed number to the settlement's Corruption, Crime, Law, Lore, Productivity, and Society.

**Danger:** Add the listed number to the settlement's Danger value.





## LEGENDARY WARFARE

Sooner or later, even the most peaceable kingdom will find itself faced with the prospect of war. While some kingdoms at odds with your own might be willing to compromise, others are not amenable to negotiation, or respond to overtures of appeasement with ever-increasing aggression. When diplomacy fails, the clash of steel is close behind.

This section contains rules for you as a kingdom leader to create armies, assign their commanders, and prepare them for battle on land, at sea, or in the skies. This includes rules for equipping and maintaining conventional armies, utilizing PCs as part of mass combat, converting groups of monsters into military forces, and going beyond the battlefield to deal with the aftermath of combat.

These rules provide an abstract, narrative mass combat system that will let you rapidly play out a complex battle scenario without getting bogged down in excessive detail, while still retaining fidelity to strategy, tactics, and the realities of the battlefield. These rules are not intended to accurately represent complex wars, provide a highly tactical simulation, or accurately model a tactical warfare miniatures game. Instead, they are intended to incorporate warfare into a campaign while still staying primarily focused on traditional, small-scale adventuring and roleplaying.

### OVERVIEW

The key parts of the mass combat rules that you'll reference often are:

- Explanations of the army stat block and terminology used throughout this section.
- Step-by-step instructions on how to run the battle phases of a combat between armies.
- Battlefield modifiers for terrain and similar factors.
- Different tactics that armies can learn.
- What happens at the end of a battle, once an army wins, loses, or flees.
- How to use special commanders or kingdom leaders to modify army statistics.
- Resources to upgrade and improve armies.
- Special abilities for unusual armies, such as spellcasting or poison.
- A list of sample armies.



## BEYOND THE KINGDOM

The mass combat presented here are designed to work in conjunction with the kingdom building rules presented in *Legendary Kingdoms* from *Legendary Games*, such as Loyalty checks and a kingdom's Control DC. If you aren't running a kingdom but would still like to use these mass combat rules as part of your regular 5th Edition game, substitute a Wisdom save for a Loyalty check when one is required. Instead of a kingdom's Control DC, use a DC equal to  $8 + \frac{1}{3}$  the party's average level (rounded up) + the proficiency bonus that applies at the party's level. For example, if the party's average level is 12, the Wisdom save DC is  $8 + 4 + 4 = 16$ ; if the party's average level is 5, the Wisdom save DC is  $8 + 2 + 3 = 13$ . Instead of a kingdom turn or kingdom phase, use 1 month. Instead of using build points (BP) to represent the cost of equipping and maintaining an army, multiply the BP cost by 500 gp.

## ARMY STATISTICS

The description of each army is presented in a standard format.

**Name:** This is the name of the army. This could be a mercenary company's name, such as "Thedric's Berserkers," a formal regiment number such as "His Majesty's Ninth Royal Cavalry," or an informal name such as "militia from Blackwall County."

**XP:** This is the XP awarded to the PCs if their army defeats this army, and is the same as an XP award for an encounter with a CR equal to the army's ACR (see below).

**Alignment:** An army's alignment has no effect on its statistics, and is just a convenient way to summarize its attitude with two letters. It is usually the same alignment as a typical unit in that army.

**Size:** The army's size determines not only how many individual units exist in the army, but also the army's ACR.

TABLE 18: ARMY SIZES

ARMY TYPE	SOLDIERS	ARMY CHALLENGE RATING (ACR)
Solo	1	CR of individual creature -4
Patrol	5	CR of individual creature -2
Squad	10	CR of individual creature
Platoon	20	CR of individual creature +2
Company	50	CR of individual creature +4
Battalion	100	CR of individual creature +6
Regiment	200	CR of individual creature +8
Brigade	500	CR of individual creature +10
Legion	1000	CR of individual creature +12

**Type:** This lists the nature of the army's individual units, such as "humans (fighter 1)" or "trolls." These rules assume all units in an army are essentially the same; if an army

of 100 orcs actually has a few half-orc fighters or some orc barbarians, their presence has no effect on the army's statistics. If an army has a large number of units that are different than the typical unit in that army, and these differences are enough to change the army's stat block, it is generally best to treat the group as two separate armies with different stat blocks.

**hp:** An army's hit points equal its ACR  $\times$  the average hp value of 1 HD of the army's units (3.5 for d6 HD, 4.5 for d8 HD, 5.5 for d10 HD, 6.5 for d12 HD, and 10.5 for d20 HD). For example, fighters have d10 HD, so an ACR 1 army of fighters has  $5.5 \times 1 = 5.5$  hp, rounded down to 5 hp. Note that only damage from other armies can reduce an army's hp; a non-army attacking an army is mostly ineffective, though you can treat the attacker as a Fine army if you want to determine the outcome of the attack. Abilities that reduce hp damage or healing by half (or any other fraction) have a minimum of 1 rather than 0.

**Army Challenge Rating (ACR):** This is based on the CR of an individual unit from the army and the army's size, and scales like CRs for monsters. To determine ACR, see Table: Army Sizes and apply the modifier for the army's size to the CR of an individual unit in the army. If an army is cavalry, use the mount's CR or the rider's CR, whichever is higher. For example, an individual orc is CR 1/2, so an army of 100 orcs is ACR 1/2; an army of 500 orcs is ACR 4 (4 steps greater than the standard 100-unit army). If a group's ACR would be lower than 1/8, it doesn't count as an army—add more troops until you reach an ACR of 1/8 or higher. For purposes of calculating ACR, individual creatures whose CR is represented solely by class levels have a CR of 1 less than their level. For example, when calculating the ACR of an army of level 2 fighters, consider them to have a CR of 1 (and thus an ACR of 1 for a Medium army of those fighters).

**Defense Value (DV):** This is a static number the army uses to resist attacks, much like an individual creature's AC. The army's DV is equal to ACR + 10 + any bonuses from fortifications or a settlement's Defense score.

**Offense Modifier (OM):** This is a modifier added to a d20 roll to determine the army's chance of success, much like an individual creature's attack bonus. The army's OM is equal to its ACR. If the army has the ability to make ranged attacks, that's mentioned here. Melee attacks and ranged attacks use the same OM unless an ability says otherwise.

**Tactics:** These are any army tactics the army has at its disposal.

**Resources:** These are any army resources the army has at its disposal.

**Special:** This section lists any special abilities the army has.

**Speed:** This number indicates how many 12-mile hexes the army traverses in a day's march. Marching through difficult terrain halves the army's speed. An army's speed is based on the speed of its individual units.

**Morale:** This number represents how confident the army



is. Morale is used to determine changing battle tactics, whether or not an army routs as a result of a devastating attack, and similar effects. Morale is a modifier from —4 (worst) to +4 (best). A new army's starting morale is +0. Morale can be further modified by the army's commander and other factors. If an army's Morale is ever reduced to —5 or lower, the army disbands or deserts and you no longer control it.

**Consumption:** This is how many Build Points (BP) an army consumes each week (unlike most kingdom expenses, this cost is per week, not per month), representing the cost to feed, hydrate, arm, train, care for, and pay the units. An army's base Consumption is equal to its ACR divided by 2 (minimum 1). If you fall behind on paying the army's Consumption, reduce its Morale by 2; this penalty ends when you catch up on the army's pay.

**Commander:** This entry lists the army's commander and the commander's Charisma modifier, Hit Dice, and Leadership score. The commander must be able to communicate with the army (possibly using *message* spells and similar magical forms of communication) in order to give orders or provide a bonus on the army's rolls.

## RUNNING MASS COMBATS

Since an army's strength is represented by an ACR score, the GM can balance armies against each other using their XP values. For example, two ACR 9 armies should make for a relatively even battle, but so would an ACR 9 army against two ACR 6 armies or three ACR 5 armies. This applies mostly to typical humanoid armies, as monsters with powerful abilities might be significantly more formidable.

## BATTLE PHASES

Mass combat takes place over the course of three battle phases: the Tactics Phase, the Ranged Phase, and the Melee Phase. A phase doesn't denote a specific passage of time, leaving the GM latitude to determine how long a mass combat takes to resolve. For example, a battle in a muddy field after a rain could take place over hours and involve several short breaks to remove the dead from the battlefield, but still counts as one battle for the purposes of these rules. If there is an extended break (such as stopping at nightfall to resume combat in the morning) or the battle conditions change significantly (such as the assassination of a commander, the arrival of another army, and so on), the GM should treat each period of combat between armies as one battle. The battle phases are as follows.

**1. Tactics Phase:** The GM decides what battlefield modifiers apply to the battle. The commanders each select a tactic their respective armies will use during the battle.

**2. Ranged Phase:** Any army with the ability to make ranged attacks may make one attack against an enemy army. This phase typically lasts for 1 round (one attack) as the two armies use ranged attacks while they advance to melee range, and then use melee attacks thereafter. The battlefield's shape and other conditions can extend this

duration. If both armies have ranged attacks, they may choose to stay at range and never approach each other for melee (at least until they run out of ammunition, though the Consumption cost of maintaining an army generally means the army is capable of many shots before this happens). Armies without ranged capability can't attack during this phase, but may still rush forward.

**3. Melee Phase:** The armies finally clash with melee attacks. Each commander selects a strategy using the Strategy Track, then each army makes an attack against another army. Repeat the Melee phase until one army is defeated or routs, or some other event ends the battle.

## ATTACKING AND TAKING DAMAGE

In mass combat, the hundreds of individual attacks that take place in one battle phase overlap each other enough that who actually attacks first is irrelevant.

When armies attack, each army attempts an Offense check (1d20 + the attacking army's OM) and compares the result to the target army's DV.

If the Offense check is equal to or less than the target army's DV, the army deals no damage that phase.

If the Offense check is greater than defender's DV, the defending army takes damage equal to the result of the attacker's Offense check minus the defender's DV. For example, if the attacker's Offense check is 11 and the defender's DV is 7, the defending army takes 4 points of damage. Because these attacks are resolved simultaneously, it is possible that both armies may damage or even destroy each other in the same phase.

If the Offense check is a natural 20, but that check is lower than the enemy army's DV, the attacking army still deals 1 point of damage. If the Offense check is a natural 1, that army can't attempt an Offense Check in the next phase, due to some setback: a misheard order, getting stuck in mud, and so on.

## MORE THAN TWO ARMIES

These rules can also serve in battles where more than two armies clash. In such battles, when your army attempts an Offense check, you choose which enemy army (or armies, if you have multiple armies in the field) it is attacking and apply damage appropriately. On each phase, you may change which army you are targeting. If your kingdom fields multiple armies in a battle, you may want to divide responsibility for these armies among the other players to speed up play.

## BATTLEFIELD CONDITIONS

In some mass combats, the specifics of a battlefield won't impact either army, but sometimes the battlefield will itself decide the outcome. The modifiers listed below apply only for the duration of the battle. Naturally, the GM should exercise judgment regarding any conditions that don't seem to apply to one of the armies (such as darkness and an army





with darkvision, or fog and an army of worgs with keen hearing and smell).

At the GM's discretion, large-area spells such as *move earth* might allow armies or commanders to manipulate the battlefield conditions before a conflict. For these spells to have any effect, they must last at least 1 hour and affect a significant area of the battlefield, at the GM's discretion. Likewise, magic items such as an *instant fortress* (+2 Defense) and spells such as *wall of stone* (+1 Defense) can create simple fortifications for an army to use in a battle.

**Advantageous Terrain:** Generally, if one army occupies a position of superiority (such as being atop a hill, wedged in a narrow canyon, or protected by a deep river along one flank), the defending army increases its DV by 2.

**Ambush:** In order to attempt to ambush an army, the entire ambushing army must be in an area that is heavily obscured, or be otherwise undetected by its enemies. The ambusher attempts an Offense check against the target army's DV. If successful, the battle begins but the target army doesn't get to act during the Tactics phase. Otherwise, the battle proceeds normally.

**Battlefield Advantage:** If an army is particularly familiar with a battlefield, it's OM and DV increase by 2.

**Darkness:** Darkness, or otherwise heavily obscured areas, reduces all armies' OM by 2 and DV by 3.

**Dim Light:** Dim light, or otherwise lightly obscured areas, reduces all armies' OM by 1.

**Fog:** Fog reduces damage by half and gives the armies a +2 bonus on Morale checks to use the withdraw tactic.

**Fortifications:** An army located in a fortification adds the fortification's Defense to its DV. A settlement's Defense is determined by the types of buildings it contains, as detailed in the kingdom-building rules. If the game isn't using the kingdom-building rules, a typical fortification increases DV by 8.

**Heavily Obscured:** See Darkness, above.

**Lightly Obscured:** See Dim Light, above.

**Rain:** Rain applies a -4 penalty to OM in the Ranged phase for all armies.

**Sandstorm:** A sandstorm counts as fog and deals 1 hp of damage to all armies during each Ranged and Melee phase.



**Snow:** Snow affects ranged attacks like rain, and affects damage like fog.

**Wind:** Wind modifies OM in the Ranged phase as follows: light to moderate winds, no modifier; strong winds, -2 penalty; severe winds, disadvantage on the check; anything stronger than a severe wind, at the GM's discretion, makes normal ranged attacks impossible and may negate or reduce the benefits of siege weapons (typically by half).

## ARMY TACTICS

Tactics are options an army can use to influence aspects of a battle. A newly recruited army doesn't know any of these tactics unless specified by the GM. An army learns new tactics by being victorious in battle (see Victory, Rout, or Defeat). An army can know a number of tactics equal to half its ACR, minimum 0.

When a battle begins, the commander selects one tactic to use for that battle (if the army doesn't know any tactics, the army uses the standard tactic). At the start of each Ranged or Melee phase, the commander may try to change tactics by attempting a DC 15 Morale check. Success means the army uses the new tactic for that phase (and the modifiers from the old tactic cease); failure means the army continues to use its current tactic. The effects of tactics end when the battle does.

As with battlefield conditions, gaining benefits from a tactic is subject to GM discretion. (For example, you may not get the expert flankers benefit if you cannot actually flank your enemy).

Tactics marked with an asterisk (\*) are default tactics all armies know; these do not count toward the number of tactics an army knows.

**Cautious Combat:** Your army fights cautiously in order to maintain morale. Decrease its OM by 2, and add 2 to all its Morale checks.

**Cavalry Experts:** Your army's OM increases by 2 against armies that aren't mounted. The army must have the mount resource to use this tactic.

**Defensive Wall:** Your army fights defensively, taking actions to protect fellow units as needed. Decrease its OM by 2, and increase its DV by 2.

**Dirty Fighters:** Your army uses trickery and unfair tactics to gain an advantage at the start of a battle. For one Melee phase this battle, its OM increases by 6. (After that Melee phase, the opposing army knows to be ready for such tricks.)

**Expert Flankers:** Your army is skilled at surrounding the foe and distracting them, at the cost of spreading out too much and being more vulnerable. Increase its OM by 2, and decrease its DV by 2.

**False Retreat:** Once per battle, your army can make a false retreat, luring a target enemy army deeper into your territory. On the phase your army makes a false retreat, it doesn't attempt an Offense check. On the phase after it uses this tactic, increase its OM and DV by 6 against the target army.

**Full Defense:** Your army focuses on total defense of the battlefield. Increase its DV by 4, and decrease its OM by 4.

**Relentless Brutality:** Your army throws caution to the wind and attacks with savage and gory vigor. Increase its OM by 4, and decrease its DV by 4.

**Siegebreaker:** Your army targets another army's siege engines in an attempt to destroy them. If your army damages the target army, your army attempts a second Offense check; if successful, destroy one of the target's siege engines. This tactic has no effect on enemy armies without siege engines.

**Sniper Support:** Your army holds some ranged units in reserve to attack a target enemy army during the Melee phase. If your army damages the target army in the Melee phase, it deals 2 additional points of damage from these ranged attacks. The army must have ranged attacks to use this tactic.

**Spellbreaker:** Your army has specialists who can disrupt enemy spellcasting. Increase its DV by 4 against armies with the spellcasting ability.

**Standard\*:** Your army's attacks have no additional modifiers to its OM, DV, or damage.

**Taunt:** Your army is skilled at taunting its opponents, provoking stupid mistakes and overconfidence in battle. The target army must attempt a Morale check (DC = 10 + your army's ACR) at the start of each Melee or Ranged phase; failure means it reduces its OM and DV against your army by 2 for that phase. If the target army succeeds at two of these Morale checks, it's immune to this tactic for the remainder of the battle.

**Withdraw\*:** Your army tries to escape from all armies attacking it. The army attempts an opposed Morale check against each army attacking it to maintain discipline (any army may voluntarily fail this check), but doesn't need to attempt the usual Morale check to change tactics when switching to withdraw. If all of these checks are successful, your army may withdraw from the battlefield or treat the phase as a Ranged phase. If only some are successful, you may withdraw or treat the phase as a Ranged phase, but enemy armies in the battle may attack you as if you were in Melee. Whether or not the checks are successful, reduce your army's OM and DV by 2 for the rest of this phase.



## STRATEGY TRACK

On the first Melee phase, the commander selects a strategy from one of five options on the strategy track. Strategies adjust the army's DV, OM, and damage modifier. The damage modifier applies even when the army in question makes a successful attack but cannot reduce the damage dealt by a successful attack below 1.

Once each Melee phase after the first, the commander can alter the army's strategy. Adjusting the strategy 1 step up or down is automatically successful and doesn't require a check. If the commander wants to adjust strategy more than 1 step, the army attempts a DC 20 Morale check. Success means the strategy changes to the desired level. Otherwise, the army's current strategy doesn't change.

TABLE 19: STRATEGY

STRATEGY	DC	OM	DAMAGE DEALT
Defensive	+4	—4	—2
Cautious	+2	—2	—1
Standard	+0	+0	+0
Aggressive	—2	+2	+1
Reckless	—4	+4	+2

## ROUT

A rout is a chaotic and disorderly retreat of a defeated army from a battlefield, usually from fear or when overwhelmed by a superior opponent. If an army's hit points are reduced to equal or less than its ACR, its commander must attempt a DC 15 Morale check. If the check fails, the army scatters and retreats from battle. If it cannot retreat, it surrenders and is captured. When an army routs, all armies in the battle can attempt one final Offense check at the fleeing army as a parting shot before it escapes. (Normally, only enemy armies do so, but an aggressive or evil army might strike at a fleeing allied army out of anger or frustration.)

## VICTORY, ROUT, OR DEFEAT

An army is victorious if all of its enemy armies flee the battlefield or are defeated. The aftermath of the battle can be different for each army, and depends on whether it was defeated, routed, or victorious.

**Defeated:** If an army's hit points are reduced to 0, it is defeated. A defeated army may have a few survivors, but they are so demoralized and wounded (and probably captured by the enemy) that the army no longer exists as a cohesive unit and can't be used again in mass combat. If your army is defeated, reduce your kingdom's Economy, Loyalty, and Stability according to the size of the army.

TABLE 20: ARMY SIZE

ARMY SIZE	ECONOMY	LOYALTY	STABILITY
Solo	0	0	0
Patrol	0	-1	0
Squad	-1	-1	0
Platoon	-1	-1	-1
Company	-2	-2	-2
Battalion	-3	-2	-2
Regiment	-4	-2	-2
Brigade	-4	-2	-3
Legion	-4	-3	-3





**Routed:** If the army routs, reduce its Morale by 1. If the army's current hp are lower than the army's ACR, increase its hit points to its ACR. A routed army refuses to fight until you succeed at a Loyalty check during your kingdom's Upkeep phase (you may attempt this check once per turn). Note that a routed army can still be attacked by enemy armies, and can attempt Offense checks in battles—it just can't initiate a battle.

**Victorious:** If your army is the last one left on the battlefield (not counting other friendly armies), it is victorious. Each time an army wins a battle, you can attempt a Loyalty check against your kingdom's Control DC. If you succeed at this check, your army learns a new tactic and its Morale increases by 1 (maximum of Morale +4). If the army's current hit points are lower than the army's ACR, increase its hit points to its ACR. You may attempt a second Loyalty check; if you succeed, the army's commander learns a new boon.

## RECOVERY

Each day that an army spends at rest (no movement and no battle), it heals a number of hit points equal to its ACR. Once per day, you may attempt a Loyalty Check against your kingdom's Control DC. If you succeed, your army heals a number of additional hit points equal to its ACR. An inactive army heals back to its full hit points after a single month, no matter how many hit points it lost.

The mass combat rules assume that this healing is a combination of actual wound healing and gaining new units to replace those who were killed (meaning you don't have to track individual losses and resize armies). These units can be recruited from sympathetic locals, replacements from your own settlements, or forced conscripts from conquered lands. If circumstances make these replacement options unavailable or unlikely, the GM is free to limit how much an army can heal, generally to half the army's normal hit points. For other possibilities when dealing with wounded armies, see the optional Reforming an Army rule.

## COMMANDERS

An army's commander helps maximize its effectiveness and can provide special bonuses to an army. The commander can be a PC or NPC. Unless you decide to command an army personally or the GM allows you to recruit an exceptional commander through adventuring and roleplaying, a new army's commander is an unexceptional leader who provides no bonuses to the army.

The Mass Combat Army Sheet has a space to record information about the commander of each of your armies. In addition, there's also a space to record information for a general—a general is a character (often you) assigned to administrate your armies, but is primarily a figurehead and grants no bonuses herself unless actively leading a particular army. The relevant information is as follows (assume a value of 0 unless otherwise specified).

**Name:** This lists the commander's name (and class and level, if notable).

**Charisma Modifier:** This lists the commander's Charisma modifier. It is added to the army's Morale checks.

**Hit Dice:** This is the commander's Hit Dice (usually equal to its character level for a PC). Divide the number of Hit Dice by 5 (minimum 0) and add that number to the army's Morale checks.

**Leadership:** The commander's leadership score is its character level + Charisma modifier. If the commander is a monster, use HD instead of character level. If the commander has an appropriate military background or training (GM's discretion), increase this value by 3. This number is a prerequisite for some boons.

**Boons:** This lists the boons the commander knows (see below). A commander's maximum number of boons known is 1, plus 1 for every 5 Hit Dice the commander possesses. A new or unexceptional commander might know no boons at first, but can gain them from victories in battle. If you're a kingdom leader acting as a commander, you automatically have one boon appropriate to your leadership role (see below).





The commander must be active with the army to grant a bonus on Morale checks or a boon to the army. Being active requires spending at least 3 days per week with the army. An army without a commander (whether because the commander is dead or because she isn't spending enough time with the army) loses 1 Morale per week. You may offset this loss by doubling the army's Consumption that week.

If you have an army without a commander and you have no commanders available to fill that role, you may promote a unit from the army to be an unexceptional commander. This commander has a +0 Charisma modifier and Hit Dice and a Leadership score based on the level or HD of a typical unit in that army.

## COMMAND BOONS

Boons are special abilities a commander grants to an army. Most of these boons affect the rolls and statistics for battles, and the commander must be present at the battle to provide their benefit. A commander grants the army all the boons she knows (she doesn't have to select just one).

**Bloodied but Unbroken:** The commander inspires the army to be at its greatest in the most desperate times. When an army's hit points are at half its full normal hit points or fewer, it gains a +1 bonus on Offense checks. A commander must have Leadership 4 or higher to select this boon. At Leadership 10 or higher, this bonus increases to +2.

**Bonus Tactic:** Choose one tactic. The commander always knows this tactic, and the commander's army can use this tactic even if it doesn't know that tactic on its own. You can select this boon multiple times; each time you select it, choose a new tactic.

**Defensive Tactics:** The commander is especially good at defensive tactics. Increase the army's DV by 2. A commander must have Leadership 5 or higher to select this boon.

**Flexible Tactics:** The commander trains the army to be receptive to multiple orders during a battle. The army gains a +5 bonus on Morale checks to change tactics during a battle. A commander must have Leadership 6 or higher to select this boon. At Leadership 12 or higher, this bonus increases to +10.

**Hit and Run:** The commander drills the army in quick attacks followed by a fast retreat. After attacks are resolved in the Ranged phase or the first Melee phase, the army may use the withdraw tactic with a +2 bonus on its opposed Morale checks. A commander must have Leadership 5 or higher to select this boon. At Leadership 10 or higher, this bonus increases to +4.

**Hold the Line:** The commander is skilled at convincing the army to maintain morale against dangerous opponents. If the army fails a Morale check to avoid a rout, it may reroll that check. It must accept the results of the second check, even if it is worse.

**Live off the Land:** The commander makes the army trap game, hunt, and fish to augment its food supplies. Reduce the army's Consumption and speed by half for any week this boon is used. The GM may rule that Huge and larger armies deplete the available resources from a hex over 1d3 weeks, requiring the army to move if it wants to maintain the reduced Consumption level.

**Loyalty:** The commander inspires great loyalty in the army. The army gains a +2 bonus on all Morale checks. A commander must have Leadership 6 or higher to select this boon. At Leadership 12 or higher, this bonus increases to +4.

**Merciless:** The commander encourages the army to be ruthless in its tactics and spare no wounded enemies. The army gains a +1 bonus on opposed Morale checks to prevent another army from withdrawing and on the last Offense check against a routed army or one using the withdraw tactic.

**Sharpshooter:** The commander drills the army in precision ranged attacks. The army gains a +2 bonus on Offense checks against armies using fortifications. This boon has no effect if the army can't make ranged attacks.

**Triage:** Whether using magic, alchemy, herbalism, or folk knowledge, the commander drills the army in using emergency methods to treat wounds. Once per battle, the army may take a -4 penalty on its Offense check during the Ranged or Melee phase and heal damage equal to half its ACR. If the army has the healing potions resource, it also gains the healing from this boon (without the Offense check penalty) when it uses healing potions.

## KINGDOM LEADER COMMANDERS

If you have a kingdom leadership role (Ruler, High Priest, Grand Diplomat, and so on), you may take the role of an army commander. To determine your bonus on Morale checks and the maximum number of boons you can know, use one-fifth of your Hit Dice (typically equal to your character level). As with other commanders, you must remain active with the army to grant your commander bonus on Morale checks, and must be at the battle to provide tactics and bonuses.





Your leadership role determines what boons you automatically know (even if you don't meet the Leadership requirements for those boons). If a role lists multiple boons, you must choose one when you become a commander. (Others may be gained in the normal manner.)

**Ruler:** Bloodied but Unbroken, Loyalty

**Consort:** Loyalty

**Councilor:** Loyalty

**General:** Bonus Tactic, Flexible Tactics, Merciless, Sharpshooter

**Grand Diplomat:** Defensive Tactics, Merciless

**Heir:** Loyalty

**High Priest:** Hold the Line, Live off the Land, Triage

**Magister:** Flexible Tactics, Loyalty

**Marshal:** Live off the Land, Hit and Run, Sharpshooter, Triage

**Royal Enforcer:** Bonus Tactic, Merciless, Sharpshooter

**Spymaster:** Hit and Run, Merciless, Sharpshooter

**Treasurer:** Loyalty

**Viceroy:** Loyalty

**Warden:** Defensive Tactics, Hold the Line, Loyalty

## LOSING COMMANDERS

If an army is destroyed and the commander is an NPC, the commander is killed (01—20), captured (21—70), or escapes (71—00). An army of mindless creatures kills all captured NPC commanders. You may ransom a captured commander by paying BP equal to the commander's army's Consumption (if captured by another kingdom, this goes to that kingdom's Treasury). A commander with a history of losing battles, being captured, and being ransomed gains an unlucky reputation among your troops and reduces the Morale of any army under her by 1.

If you are the commander and your army is destroyed, the GM should present you with an opportunity to escape with serious injuries (at 25% hp or lower), otherwise you are captured and held for ransom. The other PCs may pay BP, gold, or other treasures to ransom you, or the GM may allow the other PCs to have an adventure where they attempt to rescue you instead of simply buying your freedom.

## RECRUITING ARMIES

If you are a leader of a kingdom, that fact is sufficient for you to recruit armies from your citizens. If you are not the leader of a kingdom, the GM may decide that you need to achieve some sort of in-game accomplishment to earn the respect and renown needed to raise an army.

Being able to recruit a monster army usually requires a special quest or adventure; you can't simply recruit an army of goblins to serve you because you've found a tribe of goblins or know they live in your kingdom.

## ARMY RESOURCES

Resources are physical assets the army can use to improve its abilities. You must spend the BP for a resource before you can apply it to the army. Some armies can't use certain resources—an army of wolves can't use healing potions or improved weapons, mindless creatures can't use siege engines, and so on.

The cost of a resource doesn't end when you purchase it. Units must be trained to use new equipment, elite units demand higher pay, expensive items are more costly to maintain and repair, and so on. Each resource added to an army increases the army's weekly Consumption by the listed amount.

The costs listed are for a Medium army. Resources for a smaller or larger army cost proportionately less or more than this amount.

**Healing Potions (10 BP):** Each unit is equipped with several healing potions. At any point during a battle (but no more than twice per battle), the commander can order her units to drink their potions. The army doesn't attempt an Offense check that phase, but heals a number of hit points equal to twice its ACR. Each time an army uses its healing potions, increase its Consumption that week by 3. To purchase this resource, a settlement in your kingdom must have an Alchemist, Caster's Tower, Cathedral, Herbalist, Magic Shop, Magical Academy, or Temple.

**Improved Armor (3 BP):** The army is armed with well-made but mundane armor, increasing DV and Consumption by 1. For 15 BP, you can outfit the army with magic or special armor (such as armor made of mithral), increasing DV and Consumption by 2 instead. To purchase this, a settlement in your kingdom must have a Foreign Quarter, Military Academy, or Smithy. The ability to purchase magic or special armor may be restricted at the GM's discretion.

**Improved Weapons (5 BP):** The army is armed with well-made but mundane weapons, increasing OM and Consumption by 1. For 50 BP, you can outfit the army with magic or special weapons (such as swords made of adamantine), increasing OM and Consumption by 2 instead. To purchase this resource, a settlement in your kingdom must have a Foreign Quarter, Military Academy, or Smithy. The ability to purchase magical or special weapons may be restricted at the GM's discretion.

**Mounts (BP = Mount's ACR):** The army is mounted on horses or other war-trained animals. Increase its OM and DV by 2, and increase its Consumption by 1. If your army uses mounts that are more powerful than the units themselves, your army's ACR and derived scores might increase. To purchase this resource, a settlement in your kingdom must have a Foreign Quarter, Stable, or Stockyard.

**Ranged Weapons (2 BP):** The army is equipped with ranged weapons (such as crossbows, slings, or bows), gaining ranged attack capability. Increase its Consumption by 1.



**Siege Engines (15 BP per engine):** Your army includes catapults, rams, trebuchets, ballistae, and other siege engines designed to break down fortifications. Increase OM by 2 (regardless of the total number of siege engines in the army) and Consumption by 3 per siege engine. Each Melee phase, reduce the enemy's bonus to DV from fortifications by 1d4 per siege engine in your army. Unlike other resources, the cost of a siege engine doesn't scale with the army's size. To purchase this resource, a settlement in your kingdom must have an Academy, Foreign Quarter, Military Academy, or University.

**TABLE 21: RESOURCE SCALING**

ARMY SIZE	MULTIPLIER
Solo	n/a
Patrol	x 0.1
Squad	x 0.25
Platoon	x 0.5
Company	x 0.75
Battalion	x 1
Regiment	x 2
Brigade	x 5
Legion	x 10

This multiplier affects the resource's initial cost and the increase to Consumption. The multiplier can't reduce the cost of a resource below 1 BP.

## TRANSFERRING RESOURCES

You may take a purchased resource from one army and give it to an army of equal or smaller size so long as the creatures in the recipient armies can use the resource (for example, improved weapons for a hill giant army are of little use to an army of human zombies). Doing so doesn't cost BP, but reduces the Morale of the donating army by 1.

At the GM's discretion, you may divide a resource among several smaller armies, so long as the total number of units in the smaller armies doesn't exceed the number of units in the donating army.

If you disband an army with a resource, you can give that resource to another suitable army, store it for later (such as an army you recruit next year), or sell it for half its BP value.

## SPECIAL ABILITIES

Part of the fun of playing out a war in a fantasy game is the fact that you aren't limited to real-world troops. Though most recruited units are fighters, you may be able to recruit an army of paladins, clerics, or other characters with abilities useful in mass combat.

You might even be able to recruit monsters, whether humanoids such as goblins, trolls, and orcs, or exotic creatures such as centaurs and worgs. These creatures could have monster special abilities useful in mass combat. A typical kingdom doesn't have access to monster armies unless it has formed alliances with such creatures, either through formal diplomatic edicts or befriending them during adventures.

Modifiers for these abilities apply only if most of the units in an army have the listed ability. For a class ability, a parenthetical note after the ability name indicates the class and the level the units of the army must be to confer that ability. This listing doesn't include all class abilities, or class abilities acquired after 5th level, as it's unlikely you'll be able to recruit enough units of that class level to form an army.

You can use the following special abilities as inspiration to generate additional army abilities of your own. Unless otherwise stated, the effects of these special abilities (other than hp damage) end when a battle ends. Note that you count as your own ally for abilities that effect allied armies.





**Ability Damage/Drain:** When this army deals damage in melee, the target army takes an automatic 1d6 points of damage at the start of the next phase. Example: A shadow's strength drain or a wraith's life drain.

**Amphibious:** The army can move in or across bodies of water and ignore Defense from water barriers. This includes creatures with limited amphibiousness, such as sahuagin.

**Action Surge:** During one melee or ranged phase, increase the army's OM by 1.

**Bardic Inspiration:** The army increases its OM by 1 and gains a +2 bonus on Morale checks against fear and routs. Alternatively, the army may apply these bonuses to an allied army in the same battle.

**Bleed:** Attacks that cause excessive bleeding function as ability damage/drain.

**Blindsight:** The army takes no penalties to its OM and DV from darkness, invisibility, or weather.

**Breath Weapon:** The army can make ranged attacks. In the Ranged and Melee phases, it deals +1d4 points of damage.

**Burning Attacks:** Attacks that cause excessive burns or cause objects or creatures to ignite function as ability damage/drain. Example: A fire elemental's touch attack.

**Burrow:** The army can dig under one fortification (or City Walls) by spending a Ranged or Melee phase moving. In later phases, it ignores that fortification's Defense. During the phase the army uses burrow, it can attack or be attacked only by armies using burrow or earth glide.

**Cannibalize:** If the army has an ability or description that indicates it eats the flesh of fallen foes, reduce Consumption by 1 (minimum 0) for any week in which the army wins a battle and is allowed to feed on fallen corpses.

**Channel Divinity:** In the Melee phase, the army deals +1d4 points of damage against an undead target army.

**Charge:** The army increases its OM by 1.

**Climb:** The army treats the Defense of fortifications as 25% lower than normal. This benefit doesn't apply if the fortification can't reasonably be climbed (such as a moat or wall of force).

**Combat Style:** Once per battle, increase the army's OM for either ranged attacks or melee attacks by 1 for the rest of the battle.

**Constrict:** The army's units latch onto their opponents, making it difficult to escape. The target army takes a —2 penalty on Morale checks to resist a rout or use the withdraw tactic.

**Construct Type:** The army is immune to any conditions that the individual creature is immune to. Also see significant defense.

**Create Spawn:** If the army has an ability that spawns new creatures from its victims (such as a vampire's bite), and

it destroys a living army of equal or greater size, it may immediately recover a number of hit points equal to twice its ACR or create a new army of its type but two sizes smaller than itself.

**Cunning Action:** The army gains a +2 bonus to checks made to withdraw from battle.

**Damage Resistances or Immunities:** See the entry for significant defense.

**Darkvision:** The army takes no OM or DV penalties in dim light or darkness.

**Deflect Missiles:** Reduce the enemy's OM during the ranged phase by 3.

**Disease:** If the army damages an enemy, the enemy becomes diseased and takes a cumulative —1 penalty to its OM and DV each day after the battle. Curing the disease requires a successful Stability check modified by this penalty, and allows the army to reduce this penalty by 1 each day thereafter until the penalty is gone.

**Divine Health:** The army is immune to disease.

**Divine Smite:** In one Melee phase per battle, the army may increase its OM by 2 against an army. If the target army is undead or fiends, the OM increases by 4 instead.

**Earth Glide:** The army ignores fortifications made of earth or stone and can burrow under other fortifications as if using the burrow special ability.

**Favored Enemy:** The army increases its OM by 1 against an army of a type of creature chosen from the ranger favored enemy list.

**Fear:** If the army damages an enemy army, that army must attempt a Morale check (DC = 10 + your army's ACR). Failure means the enemy army is afraid and can't attempt an Offense check to attack during the next phase. If an army fails a Morale check during a phase in which it is already afraid, it routs.

**Fighting Style:** See Combat Style.

**Flight:** If the army doesn't attack in the Melee phase, it can't be attacked with melee attacks except by an army with flight. The army ignores Defense bonuses from City Walls, but not other fortifications.

**Flurry of Blows (Monk 1):** In the first Melee phase, increase the army's OM by 1. In the second and subsequent Melee phases, increase it by 2 instead.

**Immunity:** If an army is immune to a particular special ability (such as poison), an enemy army with that ability doesn't gain those benefits against this army. For an army with many immunities, also see significant defense.

**Incorporeal Movement:** The army ignores enemy DV bonuses from armor resources. It automatically succeeds at checks to withdraw. It has a mobility advantage in all kinds of terrain.



**Invisibility:** Any army attacking this army takes a —2 penalty to its OM for that attack. Any army attacked by this army takes a —2 penalty to its DV against its attacks. Armies that can't see invisible creatures can't prevent this army from withdrawing.

**Keen Hearing/Smell/Senses:** The army reduces its OM and DV penalties from darkness, invisibility, and weather by half.

**Lay on Hands:** If the army takes an OM penalty equal to half its ACR for one Ranged or Melee phase, it heals a number of hit points equal to its ACR. At the end of a battle, the army can cure a disease on one allied army.

**Light Blindness:** The army decreases its OM and RV by 2 in bright light.

**Light/Sunlight Sensitivity:** The army decreases its OM and RV by 1 in bright light.

**Magic Immunity or Resistance:** The army increases its DV by 6 against armies with the spellcasting ability. This includes monsters with limited magic immunities, at the GM's discretion.

**Mindless:** This includes creatures such as skeletons, zombies, and others at the GM's discretion. The army never fails Morale checks, but must always use standard tactics and strategy.



**Mobility:** If the units have a form of mobility that gives them an advantage in the battlefield's terrain, increase the army's OM by 1 for that battle against armies without such mobility.

**Natural Explorer:** The army adds its ACR to Morale checks to prevent an army from using the withdraw tactic and to its DV to prevent ambushes. It reduces the damage it deals in fog by one quarter instead of one half. In its favored terrain, it reduces an enemy's bonuses from advantageous terrain and battlefield advantage by half.

**Pack Tactics:** If the army is larger than the army it is attacking, increase the attacking army's OM by 1.

**Paralysis:** Each time the army damages an enemy army, reduce the enemy army's DV by 1.

**Petrification:** This ability functions as paralysis.

**Plant:** An army of plant creatures is immune to fear, paralysis, and poison.

**Poison:** This ability functions as bleed.

**Pounce:** The army increases its OM by 1.

**Rage:** Once per battle, the commander may order the army to rage. Increase the army's OM by 2, decrease its DV by 1, and add a +1 bonus on its Morale checks against fear and routing. While this is in effect, the army can't use the tactics cautious combat, defensive wall, expert flankers, hold the line, sniper support, or withdraw; nor can it use the defensive or cautious strategies. If using such a tactic or strategy, you immediately switch to the standard tactic or strategy.

**Reckless Attack:** When using the aggressive or reckless strategy, increase the bonuses to the army's OM and damage dealt by 1, and increase the penalty to DV by 1.

**Regeneration:** The army regains a number of hit points equal to half its regeneration value each Ranged or Melee phase. When an army with regeneration is reduced to 0 hp, it is defeated only if at least one enemy army survives at the end of that phase to finish off the regenerating creatures. Outside of battle, the army regains a number of hit points equal to half its regeneration value each hour.

**Resistance:** See the entry for significant defense.

**Rock Catching:** The army increases its DV by 1 against ranged attacks. This increases by an additional 1 if the army is attacked with siege weapons or thrown rocks.

**Rock Throwing:** The army can make ranged attacks. In the Ranged phase, it deals +4 points of damage.

**Second Wind:** In one ranged or melee phase during the battle, the army can regain hit points equal to its ACR.

**Siege Monster:** The army reduces the benefit granted by its enemies' fortifications by half.

**Significant Defense:** The army has a significant defense such as numerous immunities and/or resistances. Increase its DV by 10, but only against armies that can't overcome those defenses. In some cases, the GM might rule that an



army is simply undefeatable by an enemy army because of its defenses (though the GM should never pit the PCs against such an army unless the PCs initiate a foolish battle).

**Sneak Attack:** The army increases its OM by 1 when making an ambush, when using the expert flankers tactic, or on the phase after using the false retreat tactic.

**Spellcasting:** If an army's units can use magic (from either special abilities or actual spellcasting), increase its OM and DV by the spell level of the highest-level spell the individual unit can cast. If any of the army's offensive spells has a range greater than touch, the army can make ranged attacks.

**Stunning Strike:** This ability functions as paralysis.

**Swarm:** The army takes half damage from nonmagical attacks, but 1-1/2 times as much damage from magical attacks. It ignores DV bonuses from armor resources. It can't harm an army with the incorporeal or significant defense ability. It automatically succeeds at checks to withdraw.

**Teleportation:** The army ignores the Defense of fortifications. It automatically succeeds at checks to withdraw. Ethereal travel and similar effects also grant this ability. An army with teleportation can travel to any hex on the same day (its speed is irrelevant and not hampered by difficult terrain).

**Tremorsense:** The army reduces its OM and DV penalties from darkness, invisibility, and weather by half.

**Uncanny Dodge:** This army's DV increases by 2.

**Undead:** The army is immune to whatever damage or conditions that an individual creature of that type is immune to. Its DV increases by 2. Also see significant defense.

**Water Breathing:** The army increases its OM and DV by 1 against armies in the water or on ships. The army decreases its OM by 2 against armies on land (unless the army also has the amphibious special ability, in which case it doesn't have this OM penalty).

**Wild Shape:** Once per battle, the army may gain the aquatic, amphibious, climb, darkvision, flight, low-light vision, or scent special abilities, but loses the spellcasting ability while this is in effect. The army can end this ability in any later phase. Abilities that allow a creature to change its shape or form might also function this way, at the GM's discretion.

## PLAYER CHARACTERS IN BATTLES

In addition to the option of your PCs being commanders in your armies, the GM may have you fight smaller groups of enemies before or even during a battle in which your armies clash with the enemy. For example, your PCs might attack an evil necromancer and fight your way through his tower to confront him directly and defeat him while your army battles the undead horde outside the tower. Alternatively, your PCs could use potent spells (such as *cloudkill*, *control water*, or *earthquake*) to alter battlefield conditions in your favor. These possibilities let you use your characters to directly affect

the outcome of a battle without forcing you to sit out on an adventure opportunity by personally commanding an army.

If your PCs win the small-scale combat or dramatically affect the battlefield with magic, the GM could opt to increase your army's DV and OM by +4 for that battle, or penalize your armies by —4 if you lose. At the GM's discretion, your PCs' failure or victory might have other effects on your armies as well, such as temporarily granting an additional tactic, altering the hit points of one or more armies, or granting or negating a special ability.

## OPTIONAL MASS COMBAT RULES

The following sections describe ways armies can be altered or assigned that come up less frequently than the other rules in the mass combat system. They're optional, and the GM can bring them into the game only if necessary.

### COMBINING ARMIES

If you have two armies of the same type and of equal size, at any time outside of combat you can combine them into a single army that is one size larger than the original armies.

Choose one of the two commanders to command this combined army. The other commander may be assigned to a different army; otherwise, her boons are lost.

Calculate the new army's statistics based on its new size. If both smaller armies had a boon, resource, or tactic, the new army has it as well; otherwise the boon, resource, or tactic is lost. The new army's Morale is equal to the average of the Morale of the two smaller armies. If one army has an affliction (such as a disease), the new army now has it.

Determine what percentage of its full normal hit points each smaller army had. The new army's hit points is the average of these percentages. For example, if one army is at 50% and the other is at 100%, the new army is at 75% of the full hit points for its size.

### REFORMING AN ARMY

Reformation converts a wounded army into a smaller, healthy army. The army hit point rules are abstract and represent wounded units, incapacitated units, and dead units. For an army with a very low hit point total, the number of active units in the army can even be equal to or fewer than those of an army of a smaller size. For example, a Large army normally has 200 units, but if that army is very wounded, it could have only 100 or fewer units able to fight—the same number as a Medium army. Because an army's Consumption is based on its ACR (which is based on its size), you might be able to reduce your Consumption costs if you reform an army into a smaller size.

At any time outside of combat, you can reform a wounded army (at half hit points or fewer) into an army one size smaller with full hit points. This act represents you choosing only the healthiest units to continue fighting. The wounded survivors disperse, typically heading home to recuperate.



Calculate the smaller army's statistics based on its new size. The smaller army retains all of the larger army's statistics and effects (including tactics, boons, resources, commander, and so on) except those based on its size (such as ACR and statistics based on ACR). The army reduces its Morale by 1 (as reforming is a blunt indication of misfortune).

There is no limit to how many times you can reform an army. Even a Colossal army can be whittled away and reformed several times until the CR of its individual units is too small to actually count as an army.

## RESERVE ARMY

The costs in this section assume an active, deployed army. You may instead convert an army into a reserve army, placing it in a settlement. This reduces the Consumption cost for the army to once per month (or kingdom turn) instead of once per week. A commander has to spend only 3 days per month with a reserve army to remain active with it. The Morale penalty for an absent commander happens every month instead of every week.

The size of an army you can put in reserve depends on the buildings you have available in the settlement. A Watchtower can hold a Small or smaller reserve army, a Barracks can hold Medium or smaller, a Castle can hold Large or smaller, and a Garrison Huge or smaller. A Gargantuan or Colossal army can't be put in reserve—it must remain deployed (though it can be indefinitely deployed in one of your own hexes). A Temple counts as a Watchtower for the purpose of holding special religious troops (clerics, druids, or paladins), and a Cathedral counts as a Barracks in those cases. You may split an army (see Splitting an Army) to allow you to divide its units among several buildings.

If you move the army outside the settlement, it immediately counts as an active army and the costs must be paid per week as normal.

## SPLITTING AN ARMY

You can divide an army into smaller armies. At any time outside of combat, you may split an army into two armies that are each one size category smaller. One of these armies retains the larger army's commander; you must assign a commander to the other army.

Calculate each smaller army's statistics based on its new size. The smaller armies retain all of the larger army's statistics and effects (including tactics, boons, resources, commander, and so on) except those based on size (such as ACR and statistics based on ACR). Each smaller army reduces its Morale by 1.

Determine what percentage of its full normal hit points the larger army had. Each smaller army has this proportion of hit points for its new size. For example, if the large army was at 70% (28 hp out of 40), each smaller army is at 70% of the full hit points for its size.

There is no limit to how many times you can split an army. Even a Colossal army can split several times until the CR of its individual units is too small to actually count as an army.

## SAMPLE ARMIES

This section details sample armies of various humanoid and monster types. The GM can allow players to recruit some of these armies, or might reserve most of them as unusual foes for mass battles. None of these armies has a starting Morale listed, because starting Morale starts at 0, modified by the commander.

Most of these armies are Medium, showing a player or GM what tactics, resources, and special abilities a typical army of that type has, yet still keeping it easy to scale the army to a larger or smaller size. If an army has a resource, the listed Consumption is for an army of the listed size; if you change the size of the army, remember to subtract the Consumption cost for its original size, scale that cost to the new size, then add the scaled cost to the army's base Consumption cost. If the army lists an additional cost for recruiting the army, this recruitment cost scales in the same way.

The special abilities listed for monster armies are approximations to model the unit monster's special abilities. GMs should use their discretion when deciding what abilities an army does or does not have, and use the special abilities listed above as guidance. For example, a monster with a stench that causes foes to lose actions might have the paralysis ability. A monster with significant healing capabilities might have lay on hands, while one with minor healing abilities might have second wind.

If a special ability provides a constant bonus (such as the bonus from charge), that bonus is automatically included in the army's stat block. If the bonus is conditional (like the DV bonus from rock catching or the ranged damage bonus from rock throwing), you need to account for that bonus when the conditions are right.

Some armies have custom bonuses built into their DV or OM. This represents the unit's special defenses (such as damage resistances) and high damage output against single targets, which should affect an opposing army in a greater way than the standard monster-to-army conversion rules would indicate. Determining army stat block values for small numbers of powerful monsters is more of an art than a science.

### ARMY REGIMENT

XP 5,000

*Regiment of human fighter 2, neutral*

hp 49; ACR 9

DV 19; OM +9

Special action surge, fighting style, second wind

Speed 1; Consumption 4

### ARMY BATTALION

XP 2,900

*Battalion of human fighter 2, neutral*

hp 38; ACR 7

DV 17; OM +7

Special action surge, fighting style, second wind

Speed 1; Consumption 3



**ARMY COMPANY****XP 1,800***Company of human fighter 2, neutral***hp** 27; **ACR** 5**DV** 15; **OM** +5**Special** action surge, fighting style, second wind**Speed** 1; **Consumption** 2**ARMY PLATOON****XP 700***Platoon of human fighter 2, neutral***hp** 16; **ACR** 3**DV** 13; **OM** +3**Special** action surge, fighting style, second wind**Speed** 1; **Consumption** 1**ARMY SQUAD****XP 200***Squad of human fighter 2, neutral***hp** 5; **ACR** 1**DV** 11; **OM** +1**Special** action surge, fighting style, second wind**Speed** 1; **Consumption** 1**CENTAUR PATROL****XP 450***Squad of centaurs, neutral good***hp** 11; **ACR** 2**DV** 12; **OM** +2, ranged**Tactics** cavalry experts**Special** always treated as if they have the mounts resource**Speed** 2; **Consumption** 1**DWARVEN DEFENDERS****XP 200***Squad of dwarf fighter 2, lawful neutral***hp** 5; **ACR** 1**DV** 11; **OM** +1**Tactics** defensive wall**Special** action surge, darkvision, fighting style, second wind**Speed** 1; **Consumption** 1**DUERGAR KILL SQUAD****XP 200***Squad of duergar, lawful evil***hp** 4; **ACR** 1**DV** 11; **OM** +2, ranged**Special** darkvision, magic resistance, resistant to poison, sunlight sensitivity**Speed** 1; **Consumption** 1**Note** +1 OM due to abilities**DROW INFILTRATORS****XP 50***Squad of drow, chaotic evil***hp** 1; **ACR** 1/4**DV** 10; **OM** +2, ranged**Tactics** dirty fighters, false retreat, sniper support, spellbreaker**Special** darkvision, sunlight sensitivity, poison and magic resistance**Speed** 2; **Consumption** 1**Note** +2 OM due to abilities**ELITE COMMANDOS****XP 700***Squad of human fighter 4, neutral***hp** 16; **ACR** 3**DV** 13; **OM** +3, ranged**Tactics** expert flankers, siegebreaker**Resources** healing potions, improved armor, improved weapons, ranged weapons**Special** action surge, fighting style, second wind**Speed** 2; **Consumption** 1 (recruitment cost 20 BP)**MOUNTED KNIGHTS****XP 450***Squad of human fighter 3, lawful neutral***hp** 11; **ACR** 2**DV** 15; **OM** +5**Resources** improved armor, improved weapons, mounts**Special** action surge, fighting style, second wind**Speed** 1; **Consumption** 4 (recruitment cost 9 BP)**ELVEN WARDENS****XP 200***Squad of elf ranger 2, neutral***hp** 5; **ACR** 1**DV** 11; **OM** +1**Tactics** sniper support**Special** fighting style, favored enemy (orcs and goblins), natural explorer**Speed** 1; **Consumption** 1**GHOUL SCAVENGERS****XP 200***Squad of ghouls, chaotic evil***hp** 4; **ACR** 1**DV** 11; **OM** +1**Special** cannibalize, darkvision, paralysis, undead**Speed** 2; **Consumption** 1**GNOLL WARBAND****XP 450***Platoon of gnolls, chaotic evil***hp** 10; **ACR** 2**DV** 12; **OM** +2, ranged**Resources** ranged weapons**Special** darkvision**Speed** 2; **Consumption** 1**GNOME STALKERS****XP 200***Squad of gnome fighter 2, neutral***hp** 5; **ACR** 1**DV** 11; **OM** +2**Tactics** taunt**Special** action surge, fighting style, second wind**Speed** 1; **Consumption** 1**Note** +1 OM due to spell-like abilities**GOBLIN SNEAKS****XP 50***Squad of goblins, chaotic evil***hp** 1; **ACR** 1/4**DV** 10; **OM** +0, ranged**Special** darkvision, nimble escape (as cunning action)**Speed** 1; **Consumption** 1



**GOBLIN HORDE** XP 700*Company of goblins, chaotic evil***hp** 10; **ACR** 3**DV** 13; **OM** +3, ranged**Special** darkvision, nimble escape (as cunning action)**Speed** 1; **Consumption** 1**HALF-ORC BERSERKERS** XP 200*Squad of half-orc barbarian 2, chaotic neutral***hp** 6; **ACR** 1**DV** 11; **OM** +1**Tactics** relentless brutality**Special** rage, reckless attack**Speed** 2; **Consumption** 1**HALFLING SCOUTS** XP 200*Squad of halfling rogue 2, lawful neutral***hp** 4; **ACR** 1**DV** 11; **OM** +1**Tactics** withdraw**Special** sneak attack, cunning action**Speed** 1; **Consumption** 1**HOBGOBLIN GUARDS** XP 100*Squad of hobgoblins, lawful evil***hp** 2; **ACR** 1/2**DV** 11; **OM** +1, ranged**Tactics** siegebreaker**Resources** improved armor, improved weapons, ranged weapons**Special** action surge, darkvision, fighting style, second wind**Speed** 2; **Consumption** 2 (recruitment cost 8 BP)**KOBOLD VANDALS** XP 450*Company of kobolds, lawful evil***hp** 11; **ACR** 2**DV** 12; **OM** +2**Tactics** dirty fighters**Special** darkvision, pack tactics, sunlight sensitivity**Speed** 2; **Consumption** 1**LIZARDFOLK HUNTERS** XP 100*Squad of lizardfolk, neutral***hp** 2; **ACR** 1/2**DV** 10; **OM** +0, ranged**Special** amphibious, cannibalize**Speed** 2; **Consumption** 1**ORC WARRIORS** XP 100*Squad of orcs, chaotic evil***hp** 2; **ACR** 1/2**DV** 10; **OM** +0, ranged**Special** reckless attack**Speed** 2; **Consumption** 1**ORC ONSLAUGHT** XP 5,900*Legion of orcs, chaotic evil***hp** 2; **ACR** 10**DV** 45; **OM** +10, ranged**Special** charge, combat style, reckless attack**Speed** 2; **Consumption** 5**SKELETON HORDE** XP 2,900*Regiment of human skeletons, lawful evil***hp** 31; **ACR** 7**DV** 19; **OM** +7**Special** darkvision, mindless, undead**Speed** 2; **Consumption** 3**SKELETON LEGION** XP 7,200*Legion of human skeletons, lawful evil***hp** 62; **ACR** 11**DV** 21; **OM** +12**Special** darkvision, mindless, undead**Speed** 2; **Consumption** 5**SKELETON SENTRIES** XP 200*Platoon of human skeletons, lawful evil***hp** 4; **ACR** 1**DV** 13; **OM** +1**Special** darkvision, mindless, undead**Speed** 2; **Consumption** 1**SVIRFNEBLIN SPECIALISTS** XP 100*Squad of svirfneblin, neutral***hp** 1; **ACR** 1/2**DV** 12; **OM** +1, ranged**Special** darkvision, magic resistance, natural explorer (rocky terrain), spellcasting**Speed** 1; **Consumption** 1**TARRASQUE** XP 90,000*Solo tarrasque, unaligned***hp** 273; **ACR** 26**DV** 36; **OM** +34, ranged**Tactics** defensive wall, relentless brutality, siegebreaker, spellbreaker, withdraw**Special** blindsight; cannibalize; fear; immune to fire, poison, charm, fear, paralyzed, poison; magic resistance; regeneration; keen senses; siege monster; significant defense**Speed** 2; **Consumption** 13**Note** +4 OM due to feats and monster special abilities**WORG PACK** XP 450*Platoon of worgs, neutral evil***hp** 10; **ACR** 2**DV** 12; **OM** +2**Special** darkvision, keen hearing and smell, natural explorer, pack tactics**Speed** 3; **Consumption** 1



**ZOMBIE APOCALYPSE****XP 7,200***Legion of zombies, neutral evil***hp** 62; **ACR** 11**DV** 21; **OM** +12**Special** darkvision, mindless, undead**Speed** 1; **Consumption** 5**ZOMBIE FEAST****XP 200***Platoon of zombies, neutral evil***hp** 4; **ACR** 1**DV** 13; **OM** +1**Special** darkvision, mindless, undead**Speed** 1; **Consumption** 1**ZOMBIE HORDE****XP 1,800***Battalion of zombies, neutral evil***hp** 22; **ACR** 5**DV** 17; **OM** +5**Special** darkvision, mindless, undead**Speed** 1; **Consumption** 2**ZOMBIE PLAGUE****XP 2,900***Regiment of zombies, neutral evil***hp** 31; **ACR** 7**DV** 19; **OM** +7**Special** darkvision, mindless, undead**Speed** 1; **Consumption** 3**ZOMBIE UPRISING****XP 700***Company of zombies, neutral evil***hp** 12; **ACR** 3**DV** 15; **OM** +3**Special** darkvision, mindless, undead**Speed** 1; **Consumption** 1**MASS COMBAT QUICK REFERENCE**

These mass combat rules treat armies as if they were individual creatures. Instead of making 100 attack rolls for each side of a battle between elves and orcs, you treat the elf army as one unit and the orc army as another unit, and they battle each other with just one roll each. Instead of the armies taking turns attacking each other, they roll simultaneously. Smaller armies have fewer individual creatures (units), larger armies have more units, and the number of units directly relates to how dangerous an army is.

Every army has a commander, typically a seasoned veteran, who directs the army's actions. You can lead an army yourself, making you its commander and providing bonuses depending on your kingdom leadership role.

Armies can learn different tactics, such as using reserve archers, forming a defensive wall, or using dirty tricks. An army can use strategies like attacking recklessly and aggressively or being cautious and defensive. The army's commander decides the tactics and strategy used in battle.

Conditions on the battlefield affect the process and outcome of the battle. For example, muddy terrain slows walking armies but has no effect on flying armies; night combat hinders human armies but not orc armies.

Resolving the battle consists of three phases in which the commanders decide on tactics, the armies make ranged attacks (if any), and the armies then close to melee range. They then remain in melee until one side flees or is destroyed.

The following summarizes the key rolls you'll make when using mass combat:

**Offense Check:** d20 + Offense Modifier (OM)

**Damage Dealt:** Offense check result — the defending army's Defense Value (DV)

**Morale Check:** d20 + the commander's modifiers + the army's Morale score



CITY NAME	GOVERNMENT		TYPE		POPULATION		ALIGNMENT	
CORRUPTION	CRIME	LAW	DANGER		LOTS		COMMON MAGIC ITEMS	
LORE	PRODUCTIVITY	SOCIETY	DEFENSE		DISTRICTS		UNCOMMON MAGIC ITEMS	
TOTAL ECONOMY BONUS		TOTAL LOYALTY BONUS		TOTAL STABILITY BONUS		TOTAL UNREST MODIFIER		

[illegible]

## SETTLEMENT DISADVANTAGES

PERMISSION IS GRANTED TO PHOTOCOPY FOR PERSONAL USE.



# SETTLEMENT RECORD SHEET

CITY NAME	DEFENSE	TYPE	POPULATION	TERRAIN
<div>INFRASTRUCTURE</div> <div>CITY WALL.....<input type="checkbox"/><input type="checkbox"/><input type="checkbox"/><input type="checkbox"/><input type="checkbox"/><input type="checkbox"/> MOAT.....<input type="checkbox"/><input type="checkbox"/><input type="checkbox"/><input type="checkbox"/><input type="checkbox"/> PAVED STREETS.....<input type="checkbox"/> SEWER SYSTEM.....<input type="checkbox"/> WATERGATE.....<input type="checkbox"/> TUNNELS.....<input type="checkbox"/> ..... .....</div>		<div>BUILDING NAME</div> <div>COMPLETION</div> <div>BUILDING NAME</div> <div>COMPLETION</div>	<div>BUILDING NAME</div> <div>COMPLETION</div> <div>BUILDING NAME</div> <div>COMPLETION</div>	<div>BUILDING NAME</div> <div>COMPLETION</div> <div>BUILDING NAME</div> <div>COMPLETION</div>
		WATER BORDERS? .....	WATER BORDERS? .....	WATER BORDERS? .....
<div>MAGICAL IMPROVEMENTS</div> <div>..... ..... ..... .....</div>		<div>BUILDING NAME</div> <div>COMPLETION</div> <div>BUILDING NAME</div> <div>COMPLETION</div>	<div>BUILDING NAME</div> <div>COMPLETION</div> <div>BUILDING NAME</div> <div>COMPLETION</div>	<div>BUILDING NAME</div> <div>COMPLETION</div> <div>BUILDING NAME</div> <div>COMPLETION</div>
		WATER BORDERS? .....	WATER BORDERS? .....	WATER BORDERS? .....
<div>NOTABLE NPCs</div> <div>..... ..... ..... .....</div>		<div>BUILDING NAME</div> <div>COMPLETION</div> <div>BUILDING NAME</div> <div>COMPLETION</div>	<div>BUILDING NAME</div> <div>COMPLETION</div> <div>BUILDING NAME</div> <div>COMPLETION</div>	<div>BUILDING NAME</div> <div>COMPLETION</div> <div>BUILDING NAME</div> <div>COMPLETION</div>
		WATER BORDERS? .....	WATER BORDERS? .....	WATER BORDERS? .....
<div>MILITARY UNITS</div> <div>..... ..... ..... .....</div>		<div>BUILDING NAME</div> <div>COMPLETION</div> <div>BUILDING NAME</div> <div>COMPLETION</div>	<div>BUILDING NAME</div> <div>COMPLETION</div> <div>BUILDING NAME</div> <div>COMPLETION</div>	<div>BUILDING NAME</div> <div>COMPLETION</div> <div>BUILDING NAME</div> <div>COMPLETION</div>
		WATER BORDERS? .....	WATER BORDERS? .....	WATER BORDERS? .....





Check out these 1st and 2nd level adventures from Legendary Games for all your 5E needs.


The Coldwood Codex is a fantastical bestiary of fey and undead!

Legendary Planet is an epic sword & planet adventure saga that takes you across the multiverse! Start with The Assimilation Strain and adventure on To Worlds Unknown.

Road to Destiny is a sandbox adventure that delivers clever combats, negotiation and investigation, a delightful mix of urban and wilderness adventure possibilities, and roleplaying possibilities aplenty.

Or perhaps horror is where your game lies. These dark fantasy adventures can be played on their own or in combination as part of this horror-themed Adventure Path.

[www.makeyourgamelegendary.com](http://www.makeyourgamelegendary.com)







# Kingdoms



# BE A KING!

*Legendary Kingdoms* brings you a complete system for creating cities and founding and ruling a nation of your very own. Designed for the 5th Edition rules, *Legendary Kingdoms* provides rules for **settlements** of every size, from tiny wayside villages to a sprawling metropolis, detailing prosperity and corruption, law and learning, and a wide range of government types and special characteristics. In addition, it includes a complete system for founding a **kingdom**, from exploring and claiming territory to building and developing cities and issuing edicts to manage your kingdom's economy and stability and for building up the loyalty of your subjects. You can play with a simple, abstract system or use any number of optional rules to develop trade, diplomacy, and more, and *Legendary Kingdoms* also includes a simple system of **mass combat**, allowing you to build armies to defend your kingdom from enemies or raise a mighty crusade to conquer all who stand before you. Your heroes have beaten the bandits, overcome the orcish onslaught, and defeated the dragon, but in between their adventures your heroes would rather return home to a mighty throne instead of a warm campfire, now they can with *Legendary Kingdoms*! Grab this fantastic 70-page 5E supplement today and **Make Your Game Legendary**!

